

We are IntechOpen, the world's leading publisher of Open Access books Built by scientists, for scientists

6,900

Open access books available

186,000

International authors and editors

200M

Downloads

Our authors are among the

154

Countries delivered to

TOP 1%

most cited scientists

12.2%

Contributors from top 500 universities



WEB OF SCIENCE™

Selection of our books indexed in the Book Citation Index
in Web of Science™ Core Collection (BKCI)

Interested in publishing with us?
Contact book.department@intechopen.com

Numbers displayed above are based on latest data collected.
For more information visit www.intechopen.com



Roost-Tier Preference in Roost-Trees: A Case Study in the Bats *Pteropus giganteus*

Susanta Mallick, Asif Hossain and Srimanta Kumar Raut

Abstract

The Indian flying foxes *Pteropus giganteus* are habituated to spend the day hours roosting in suitable roost trees. They are seen hanging here and there in a roost tree. It is not known whether they have preferred roost sites rather hanging spots in the concerned roost tree. To testify the said hypothesis we selected two roost trees, *Albizia lebbbeck* and *Tamarindus indica* locating at distant places (75 km apart) in the arid zone of West Bengal, India during the period of last ten years. It is revealed that *P. giganteus* preferred branches of the roost tree which are locating in the mid-tier of tree. But depending upon the situations the less preferred sites are not spared as these sites are used by the late comers. Statistical tests following application of one-way ANOVA justified significant effect of the roost branch on the abundance of bat population ($P < 0.05$), abundance of bats in the roost branches is highly correlated in respect to the study years ($r = 0.96$) is also justified from the study of normality distribution plot, and the results of GLMM strongly support the hypothesis irrespective of the variables, that is branches of the roost tree and the year of observations ($P = 0.0$).

Keywords: *Pteropus giganteus* bats, roost tree, roost branches, roost-tier preference

1. Introduction

Bats roost mostly in caves and trees. These roost sites are degrading day by day because of unpredictable human activities [1] especially due to destruction of roost trees at large [2–11]. Customarily tree roosting bats select certain aged trees having well developed canopy area [9, 12–14] it is not clearly known which part of a roost tree is preferred by the bats and why? Or there exists no discretion in respect to roost site selection in a tree.

The Indian flying foxes *Pteropus giganteus* [15] found in India, Bangladesh, Nepal, Bhutan, China, Maldives, Myanmar, Pakistan and Sri Lanka [16]. These frugivorous flying mammals are habituated to spend the day hours at the roost sites specially in selective trees in open spaces [2, 4, 6, 13, 17, 18]. Mostly; these bats select big, well branched and leafy trees for roosting. As there exists many branches of a roost tree and usually the branches are gradually smaller in length with increasing height of the tree we aimed to study the preferential sites, if any, the bats considered for hanging. Accordingly, we selected two roost trees *Albizia lebbbeck* (L.) Benth and *Tamarindus indica* (L.) locating at distant places in the village area. The

results, we obtained are very much impacted by the intra-specific competition even if these bats are socially well organized and the members of a colony are guided by the social bindings to carry out allotted duties assigned for the well being of the colony members.

2. Materials and methods

We selected two roost-trees for the proposed studies. Of the two, one, the silk flower tree *Albizia lebbbeck* (16.15 m in height, umbrella shaped crown, 1637.96 m² in canopy area with 1.73 m in diameter) with five main branches bearing thin foliages. This tree is deciduous in nature. It is located in the village Joteghanashyam (22°31'10.0"N, 87°50'19.2" E) of Paschim Medinipur district. The second roost-tree *Tamarindus indica* (17.67 m in height, umbrella shaped crown, 1960.79 m² in canopy area with 3.33 m in diameter) with 14 main branches bearing thick foliages. This is evergreen in nature. It is located in the village Simla (23°22'44.20"N, 86°38'47.02" E) of Purulia district, 75 km west of silk flower tree; these two districts are locating in the arid zone of state of West Bengal, India.

In *A. lebbbeck*, of the five main branches, the longest one was 15 m in length while the smallest one was confined to 7 m. In contrast, in *T. indica* the longest branch was 13 m and the shortest one was 3 m in length. In both cases such measurements were taken on the last sampling dates. Irrespective of roost-trees there were numerous short sub-branches at certain points along the extended parts of the main stem from the point of emergence of the main stem body.

These branches from the lower to upper part of the tree were marked as L₁, L₂, L₃ and so on depending upon the number of branches occurring successively up to the top of the tree. Thus in case of *A. lebbbeck* branches were numbered as L₁ to L₅ and for *T. indica* the same was ranged from L₁ to L₁₄. The lower most branch of *A. lebbbeck* and *T. indica* was 5.79 m and 1.78 m above the ground respectively. We counted the number of bats hanged in respect to the marked branch including the sub-branches of the same and the data were recorded at monthly interval. We used binocular as and when necessary to locate the bats to avoid any kind of ambiguity in counting of the bats. The counting was initiated on 25 April 2011 and continued up to 30 March 2021 at Joteghanashyam, and from 19 January 2015 to 23 December 2020 at Simla.

3. Statistical analysis of the data

Data collected were pooled together to estimate the average number of bat individuals selected the specific branch of the roost trees, irrespective of months of the study years as well as the standard error (SE) values. One-way ANOVA was applied to justify whether the branches have significant effect in selecting the same as roost sites by the bats. Normal probability Plot of PAST Software was used to ascertain and justify the normal distribution of the roosting bats in different branches of the roost trees. GLMM was applied to testify the proposed hypothesis by determining the overall significance levels ($P < 0.05$).

4. Results

It is revealed that the roosting abundance of *P. giganteus* varied from 73.31±6.52 to 217.19±20.88 in *A. lebbbeck* at Joteghanashyam (**Figure 1**) and

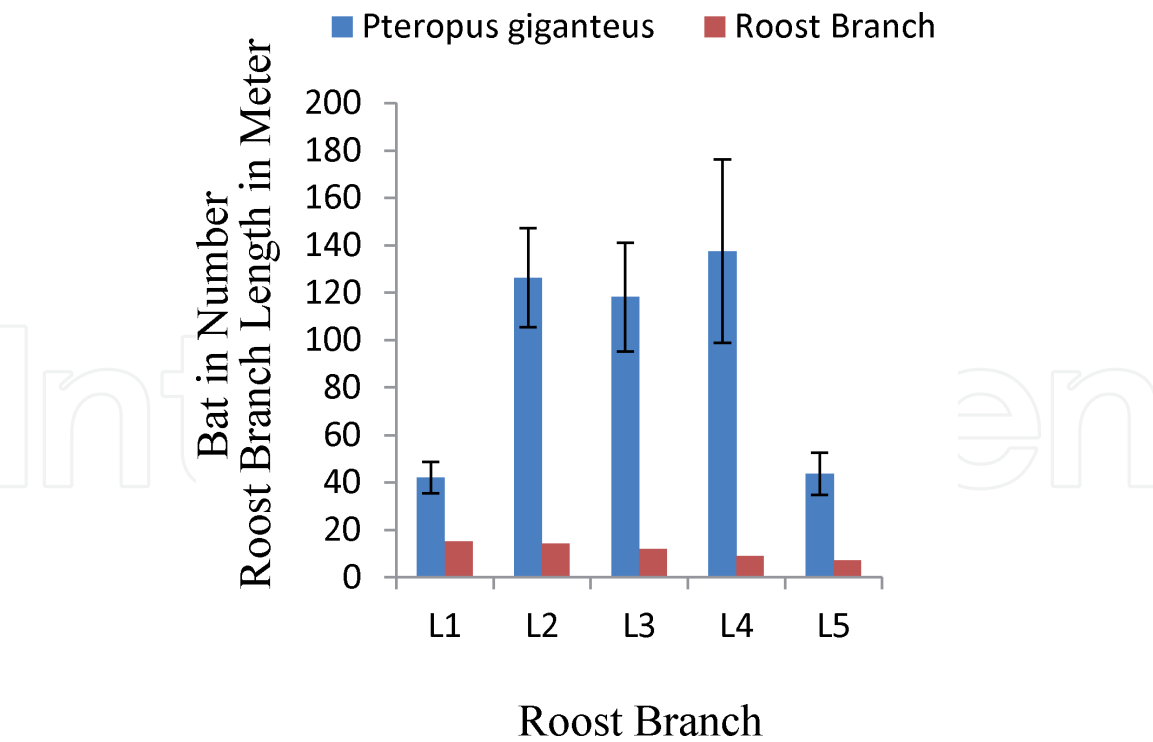


Figure 1.
Mean (\pm SE) number of *P. giganteus* bats used the branches of the roost tree *A. lebbeck* daily during 2011–2021 study periods at Joteghanashyam.

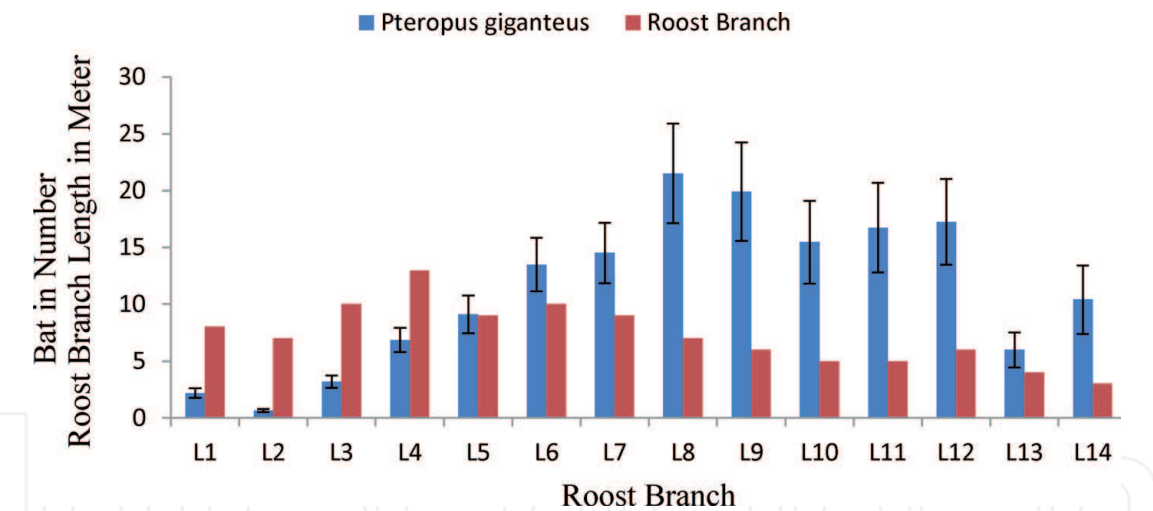


Figure 2.
Mean (\pm SE) number of *P. giganteus* bats used the branches of the roost tree *T. indica* daily during 2015–2020 study periods at Simla.

1.12 \pm 0.13 to 37.64 \pm 4.39 in *T. indica* at Simla (**Figure 2**) per roost branch. Results of ANOVA test clearly indicate that there exists significant differences in selection of the roost sites by *P. giganteus* in *A. lebbeck* (df=14, F=5.71, P=0.00, N=540) and *T. indica* (df=12, F=2.05, P=0.00, N=373). From the normality distribution plot (**Figures 3 and 4**) it is evident that there exists significant correlation between abundance of roosting bat population and the study years. GLMM studies (**Table 1**) confirmed that the roost sites occupied by *P. giganteus*, in the branches of both the roost trees (except one branch L₁ in *A. lebbeck* and two branches L₂ and L₃ in *T. indica*) are undoubtedly preferred sites for roosting (P=0.0) depending upon the probability of availability of these sites upon their time of return to the roost tree.

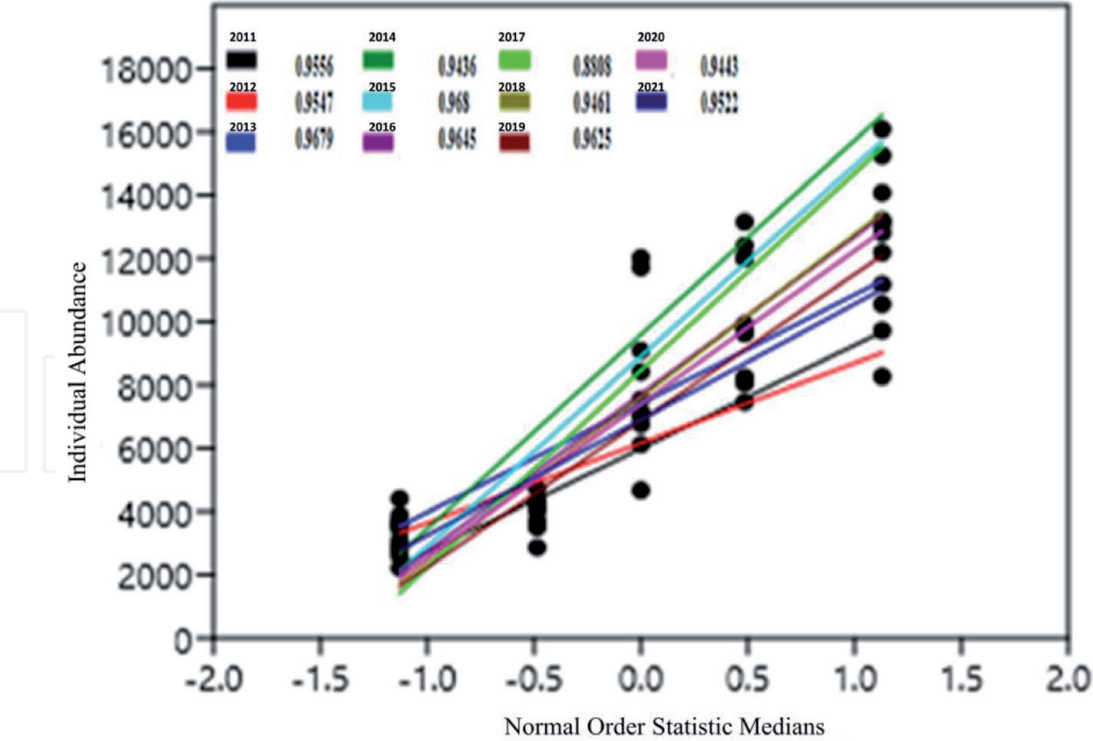


Figure 3.
Normal probability distribution of P. giganteus in A. lebbeck roost tree during study years (2011–2021) at Joteghanashyam.

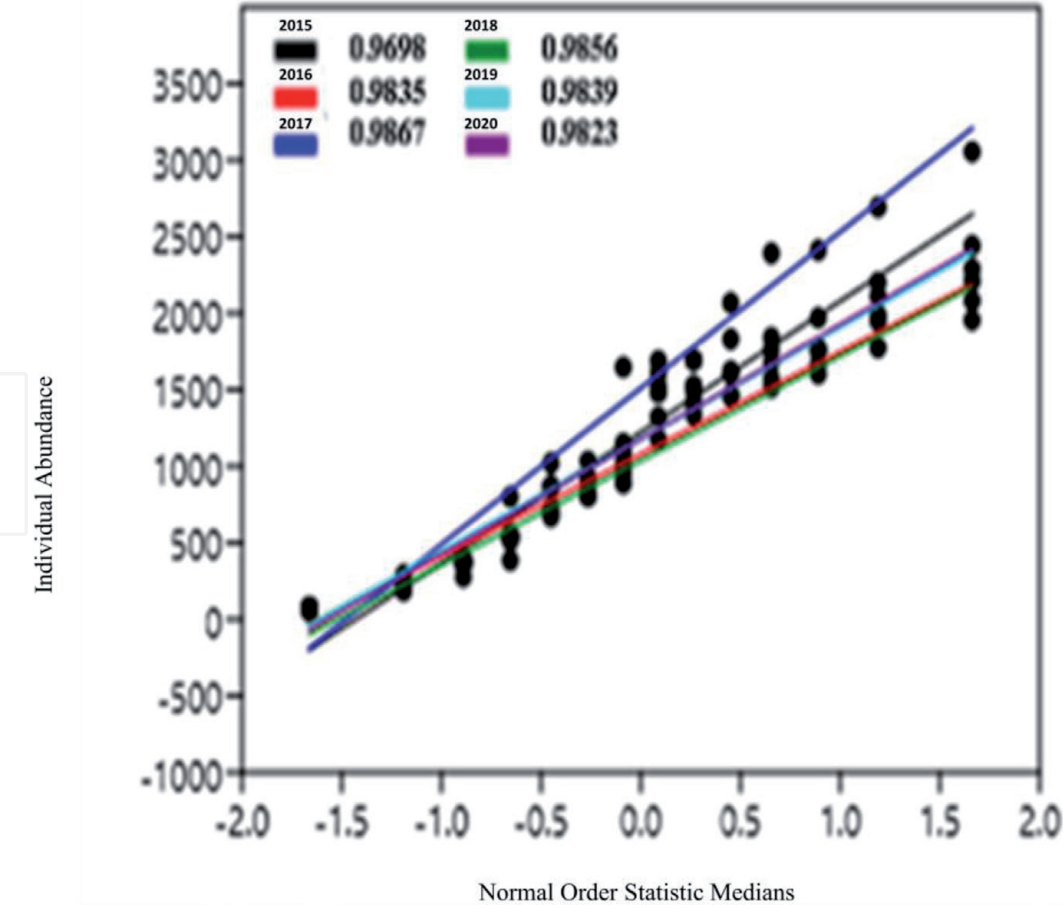


Figure 4.
Normal probability distribution of P. giganteus in T. indica roost tree during study years (2015–2020) at Simla.

<i>Albizia lebbeck</i>				<i>Tamarindus indica</i>			
Variables	Estimate	T-value	P	Variables	Estimate	T-value	P
(Intercept)	3598.7273	5.1964979	0	(Intercept)	239.3333	2.426218	0
BLL2	7063.3636	7.3529123	0	BLL2	-169.3333	1.614338	>0.05
BLL3	6005.3636	6.2515416	0	BLL3	119.5000	1.139252	>0.05
BLL4	6528.5455	6.7961703	0	BLL4	557.1667	5.311744	0
BLL5	156.6364	0.1630574	>0.05	BLL5	780.1667	7.437713	0
				BLL6	1285.0000	12.250537	0
				BLL7	1383.3333	13.187997	0
				BLL8	2100.5000	20.025100	0
				BLL9	1881.3333	17.935677	0
				BLL10	1361.6667	12.981438	0
				BLL11	1495.0000	14.252571	0
				BLL12	1599.5000	15.248821	0
				BLL13	355.8333	3.392334	0
				BLL14	730.8333	6.967394	0

Table 1.
Results of GLMM studies on roost-tier (branch length L_1 =BLL1 to BLL5 in *Albizia lebbeck*; branch length L_1 =BLL1 to BLL14 in *Tamarindus indica* and in both sites BLL1 acts as intercept) preference in roost-trees of the bat *P. giganteus* in *A. lebbeck* at Joteghanashyam and *T. indica* at Simla, West Bengal, India.

5. Discussion

Various workers [5, 6, 8, 9, 12–14] have paid due attention on the choice and selection of trees for roosting by the bats. Though they have paid due attention on DBH, canopy nature, foliages and age of the roost trees no information in respect to preference of roosting branches is on record. From the results it is evident that the bats *P. giganteus* have preference for roost sites in a roost tree. And, from the present findings it is clear that these bats have a priority to avail the opportunity to hang in the branches occurring at the mid sector of the tree. As they are colonial in habit and all the members of a colony are habituated to use the same roost tree if and when possible, the late comers have no alternative but to hang in the branches where spaces are available, even these branches being less preferred.

The bats *P. giganteus* left the roost tree at the onset of darkness to fly to the foraging sites. Depending upon the availability of food sources some individuals being well fed at the early hours may try to return the roost tree as early as possible, perhaps to take the shelter in the preferred branches of the roost tree. This kind of behavior most probably related with the assurance of individual’s safety from the effect of adverse conditions viz. the attack by the predators [19], speed of the severe cyclonic wind [20] extremely high temperature and heat being exposed directly to the sunlight, direct hit of the rain drops, extreme cold waves during cooler months and loo during summer [21].

Thus, we hypothesized that the bats *P. giganteus* have preferred roost tiers in a roost-tree to ensure self protection through the exercise of their subtle intra-specific competition.

Acknowledgements

The authors are indebted to the Head of the Department of Zoology, Sidho-Kanho-Birsha University, Purulia and to the Head of the Zoology Department, University of Calcutta for the facilities provided. Also, the authors are thankful to the local people of the study areas for their cooperation.

Research funding

None declared.

Conflict of interest

There exists no conflict of interest.

Research ethics and best practices

The guidelines on Animal Ethics, supplied by the University Grants Commission, New Delhi were followed to carry out this work.

Author details


Susanta Mallick¹, Asif Hossain¹ and Srimanta Kumar Raut^{2*}

¹ Department of Zoology, Sidho-Kanho-Birsha University, Purulia, West Bengal, India

² Ecology and Ethology Laboratory, Department of Zoology, University of Calcutta, Kolkata, West Bengal, India

*Address all correspondence to: srimantakraut@gmail.com

IntechOpen

© 2021 The Author(s). Licensee IntechOpen. This chapter is distributed under the terms of the Creative Commons Attribution License (<http://creativecommons.org/licenses/by/3.0>), which permits unrestricted use, distribution, and reproduction in any medium, provided the original work is properly cited. 

References

- [1] Fenton, M. B. 1997. Science and the conservation of bats, *Journal of Mammalogy*, 78(1):1-14.
- [2] Ali, A. 2010. Population trend and conservation status of Indian flying fox *Pteropus giganteus* Brunnich, 1782 (Chiroptera: Pteropodidae) in Western Assam, *EcSCAN*, 4: 311-312.
- [3] Bhandarkar, Sudhir V. and Paliwal, Gopal T. 2018. Ecological notes on roosts of *Pteropus giganteus* (Brunnich, 1782) in eastern Vidarbha Maharashtra India. *ESSENCE, International Journal for Environmental Rehabilitation and Conservation*, IX (1): 67-70.
- [4] Elangovan, V. and Kumar, M. 2019. Effect of tree characteristics on roost selection of the Indian flying fox, *Pteropus giganteus*, *Journal of Bat Research and Conservation*, 12(1): 100-106.
- [5] Evelyn, M. J. and Stiles, D. A. 2003. Roosting requirements of two frugivorous bats (*Sturnira lilium* and *Artibeus intermedius*) in fragmented neotropical Forest, *Biotropica*, 35(3): 405-418.
- [6] Gulraiz, T. L., Javid, A., Mahmood-Ul-Hassan, M., Maqbool, A., Ashraf, S., Hussain, M., and Daud, S. 2015. Roost characteristics and habitat preferences of Indian flying-fox (*Pteropus giganteus*) in urban areas of Lahore, Pakistan, *Turkish Journal of Zoology*, 39: 388-394. DOI:10.3906/zoo-1401-71.
- [7] Hutchinson, J. and Lacki, M. 2000. Selection of day roosts by red bats in mixed Mesophytic forests, *The Journal of Wildlife Management*, 64: 87. DOI:10.2307/3802977.
- [8] Jeyaprabha, L. 2016. Roosting Ecology of *Pteropus giganteus* (Brunnich, 1782) Indian Flying Fox and Threats for their Survival, DOI:10.5281/zenodo.179134.
- [9] Kalcounis-Rüppell, M. C., Psyllakis, J. M. and Brigham, R. M., 2005. Tree roost selection by bats: An empirical synthesis using meta-analysis, *Wildlife Society Bulletin*, 33: 1123-1132.
- [10] Mager, Kenneth J. and Nelson, Thomas A. 2001. Roost site selection of the red bat (*Lasiurus borealis*), *American Midland Naturalist*, 145: 120-126.
- [11] Nunes, H., Rocha, F. L. and Cordeiro-Estrela, P. 2017. Bats in urban areas of Brazil: Roosts, food resources and parasites in disturbed environments, *Urban Ecosystems*, 20:953-969.
- [12] Dietz, M., Brombacher, M., Erasmy, M., Fenchuk, V. and Simon, O. 2018. Bat community and roost site selection of tree-dwelling bats in a well-preserved European lowland Forest, *Acta Chiropterologica*, 20. 117-127. DOI:10.3161/15081109ACC2018.20.1.008.
- [13] Neupane, K. R., Basnet, K. and Katuwal, H. B. 2016. Plight of Indian flying fox (*Pteropus giganteus*) in lowlands of eastern Nepal, *World Journal of Zoology*, 11(2): 81-85. DOI:10.5829/idosi.wjz.2016.11.2.10355
- [14] Silvis, A., W.M. Ford and E.R. Britzke. 2015. Day-roost tree selection by northern long-eared bats—What do random tree comparisons and one year of data really tell us? *Global Ecology and Conservation*, 3:756-763.
- [15] Brünnich, M. T. 1782. *Dyrenes Historie or Dyre-Samlingen* Udi Universitetets Natu-Theater. Vol. 1. Nicolaus Moller, Kiobenhavn.
- [16] Tsang, S.M. 2020. "*Pteropus giganteus*". IUCN Red List of Threatened Species. 2020: E.T18725A22081011. DOI:10.2305/IUCN.UK.2020-3.RLTS.T18725A22081011.en. Retrieved 15 December 2020.

[17] Khan, Mohammad. 2001. Status and distribution of bats in Bangladesh with notes on their ecology, Zoos' Print Journal, 16(5): 479-483.

[18] Srinivasulu, C., Racey, P.A. and Mistry, S. 2010. A key to the bats (Mammalia: Chiroptera) of South Asia, Journal of Threatened Taxa, 2(7): 1001-1076. DOI:10.11609/JoTT.o2352.1001-76.

[19] Mallick, S., Hossain, A. and Raut, S.K. 2021. Predators of The Bat *Pteropus giganteus* Occurring In West Bengal, India, International Journal of Recent Scientific Research, 12(06):42138-42140. DOI:10.24327/ijrsr.2021.1206.6035.

[20] Mallick, S. and Raut, S. K. 2010. Effect of Aila storm on flying fox *Pteropus giganteus giganteus* (Brunnich), Journal of the Bombay Natural History Society, 107(2): 167.

[21] Mallick, S., Hossain, A. and Raut, S.K. 2020. On certain devices of the flying fox, *Pteropus giganteus* to overcome summer heat at Purulia, India, Proceedings of the Zoological Society of India, 19(1): 1-7. <http://anveshika.org/proceedings-of-the-zoological-society-of-india/wp-content/uploads/sites/2/2020/06/1-JUNE-2020>.