

We are IntechOpen, the world's leading publisher of Open Access books Built by scientists, for scientists

6,900

Open access books available

186,000

International authors and editors

200M

Downloads

Our authors are among the

154

Countries delivered to

TOP 1%

most cited scientists

12.2%

Contributors from top 500 universities



WEB OF SCIENCE™

Selection of our books indexed in the Book Citation Index
in Web of Science™ Core Collection (BKCI)

Interested in publishing with us?
Contact book.department@intechopen.com

Numbers displayed above are based on latest data collected.
For more information visit www.intechopen.com



XBot: A Cross-Robot Software Framework for Real-Time Control

Luca Muratore, Arturo Laurenzi and Nikos G. Tsagarakis

Abstract

The widespread use of robotics in new application domains outside the industrial workplace settings requires robotic systems which demonstrate functionalities far beyond that of classical industrial robotic machines. The implementation of these capabilities inevitably increases the complexity of the robotic hardware, control and software components. This chapter introduces the XBot software architecture for robotics, which is capable of Real-Time (RT) performance with minimum jitter at relatively high control frequency while demonstrating enhanced flexibility and abstraction features making it suitable for the control of robotic systems of diverse hardware embodiment and complexity. A key feature of the XBot is its cross-robot compatibility, which makes possible the use of the framework on different robots, without code modifications, based only on a set of configuration files. The design of the framework ensures easy interoperability and built-in integration with other existing software tools for robotics, such as ROS, YARP or OROCOS, thanks to a robot agnostic API called XBotInterface. The framework has been successfully used and validated as a software infrastructure for collaborative robotic arms as KUKA lbr iiwa/lwr 4+ and Franka Emika Panda, other than humanoid robots such as WALK-MAN and COMAN+, and quadruped centaur-like robots as CENTAURO.

Keywords: software architecture for robotics, real-time control, cross-robot framework, humanoid robotics, hardware abstraction layer, XBot, ROS

1. Introduction

Nowadays effective robotic solutions targeting new applications outside the traditional industrial environment, are supposed to operate in partially known spaces with unforeseen uncertainty and increased variability in the application tasks. Hence, to be effective, they have to adapt rapidly and seemly their functionalities in these demands, leading to an increase of the complexity in each layer of the robotic system, from the hardware to the high level control.

To tackle this, several software frameworks for robotics have been developed in the past twenty years, as stated in [1], aiming to provide flexible infrastructures, which not only permit the seamless integration of new functionalities and interfaces in the robotic system, but also ensure standardization, easy tracking and maintenance of the software development, despite the increased complexity. Apart from dealing with the software complexity, these frameworks have to provide hard Real-Time (RT) performance, ensuring predictable response times [2] as required in critical tasks when robots need to perform in autonomous mode, responding to

disturbances and interacting with the physical environment during the execution of a task. Thus, a vital feature of a software framework for robotics is the Real-Time safeness and scheduling, essential for precise robot control, especially when dealing with high frequency and low jittering control cycles.

Furthermore, a software middleware needs to abstract the complex hardware (e.g. actuators and sensors) of the robot providing an easy-to-use, standardized Application Programming Interface (API). As a matter of fact, a robot can be considered a distributed system composed of a set of hardware devices communicating through a fieldbus. The fast prototype and development of control and application software which can be shared, ported and reused in various robotic platforms with minimum effort, is another fundamental requirement for the software architecture. An important component needed to achieve this goal is the Hardware Abstraction Layer (HAL), which can be incorporated to mask the physical hardware differences and limitations (e.g. control frequency, kinematics/dynamics model, actuators type and size, sensors, etc) varying from one robot to another. The HAL can provide a relatively uniform abstraction layer that assures portability and code reuse: it permits the development of control modules that can be easily ported from one robot to another.

The existing robotics software frameworks address different needs and requirements, therefore one of the key aspects for a brand-new middleware is the interoperability with well-known and established robotic software platforms. Interoperability should ideally allow users to execute existing software without the necessity of (i) changing the current code and (ii) writing hand-coded “bridges” for each use case [3].

In this chapter the *XBot* software framework is presented. The development of the *XBot* was driven by the need to provide a software framework that abstracts the diverse variability of the robotic hardware (effectively becoming a cross robot platform framework), providing deterministic hard Real-Time (RT) performance, incorporating interfaces that permits it to integrate state of art robot control frameworks and achieve enhanced flexibility through a plug-in architecture.

2. Related works

In this section the state of the art of robotic software architectures will be analyzed.

In [4] the low level control framework, called **OROCOS** (Open Robot Control Software), is introduced, which provides a set of components for RT control of robotic systems. **OROCOS** relies on the Common Object Request Broker (CORBA) architecture, that allows inter-process and cross-platform interoperability for distributed robot control. Depending on any Inter-Process-Communication (IPC) framework can critically increase the complexity of the software platform. Despite **OROCOS** is used in a fair number of robotics projects, the framework maintenance as well as the community looks not being very active anymore¹.

Very similar to **OROCOS** is **OpenRT-M** [5], developed in Japan from 2002 under NEDO's (New Energy and Industrial Technology Development Organization) “Robot challenge program”. It is based on CORBA, so similar considerations as for **OROCOS** can be made with respect to the software complexity; moreover part of **OpenRT-M** documentation is in Japanese.

¹ In particular we refer to the discontinuity in maintaining the framework under last versions ($\geq 3.X$) of Ubuntu Xenomai, where the **OROCOS** porting is still experimental.

Framework	RT	HAL	IPC Complexity	Ready-to-Use	Community
ROS	No	Yes	Low	Yes	Big and active
YARP	No	Yes	High	Yes	Medium and active
OROCOS	Yes	No	Very High	Yes	Medium and inactive
OpenRT-M	Yes	Yes	Very High	Yes	Part of docs in Japanese
ROS 2	Yes	Yes	High	No	Small and Active
PODO	Yes	Yes	Very High	No, not available	KAIST group only
IHMC OpenJDK	Yes, low performance	No	Medium	Yes	Small
XBot	Yes	Yes	Low	Yes	Small

Table 1.
Summary of the features of the available software frameworks for robotics: The XBot was developed from scratch given the limitations and the missing features of the presented existing framework.

YARP (Yet Another Robot Platform) [6] and **ROS** (Robot Operating System) [7] are popular component-based frameworks for IPC that do not guarantee RT execution among modules/nodes. It is essential for a robotic system to have a component responsible for the RT control of the robot, making these frameworks only viable as external (high-level) software frameworks. It is worth to mention that a new ROS version, called **ROS 2**² has been released: it is still in an early stage development phase, so it cannot be used in real-world scenario³.

PODO [8], is the framework used by KAIST in HUBO during the DRC (Darpa Robotics Challenge) Finals. Its control system has RT control capabilities and its inter-process communication facilities are based on POSIX IPC; moreover it uses a shared memory system called MPC to exchange data between processes in the same machine. This heterogeneous system has the potential to cause confusion as it is unclear which architectural style must be used to communicate with a specific component [9].

In [10] an RT architecture based on OpenJDK is introduced (used by IHMC during the DRC Finals). Nevertheless, to their own admission [11], none of the commercially available implementations of the Java Real Time Specification had the performance required to run their controller. Existing Real-time Java Support is insufficient.

Considering the above limitations, summarized in **Table 1**, the *XBot* [12–14] was developed from scratch, in order to have a reliable RT control framework with HAL support and without depending on complex IPC frameworks.

3. XBot framework

The development of *XBot* was driven by the need to provide a software infrastructure that abstracts the diverse variability of the robotic hardware (effectively becoming a cross-robot framework), provides deterministic hard Real-Time (RT) performance, incorporates interfaces that permit its integration with state of art robot control frameworks and achieves enhanced flexibility through a plug-in architecture.

² <https://index.ros.org/doc/ros2/>
³ <https://index.ros.org/doc/ros2/Features/>

In the next sections, the *XBot* design goals and the software architecture insights are going to be described following a bottom-up approach going from the hardware towards the high-level control of the robotic system.

3.1 Design goals

The considerations and limitations of the existing frameworks, described in detail in the previous section, motivated the development of the *XBot* framework bearing in mind that the design of a software platform, which lies at the foundations of such complex and diverse robotic systems, is the most crucial phase in the software development process. *XBot* was designed to be both an RT control system and a user friendly, flexible and reusable middleware for RT and non-RT control software modules. *XBot* was developed starting from the following design goals and features:

- **Hard RT control performance:** it must perform computation inside specific timing constraints with minimum timing jitter. There are several operating systems or platforms which support RT operation, including Windows CE, INtime, RTLinux, RTAI, Xenomai, QNX and VXWorks. Xenomai⁴ [15], a Linux based Real-Time Operating System (RTOS) was selected to avoid a licensed product that does not give the possibility to modify and adapt the source code to fit it to the specifications of the system. Moreover Xenomai satisfies the requirements for extensibility, portability and maintainability as well as ensuring low latency as stated. in [16, 17].
- **High control frequency:** robotics applications may often require high frequency control loops, e.g. RT pattern generator for bipedal walking, impedance regulation controllers or force feedback modules.
- **Cross-Robot compatibility:** it should be possible to use it with any robot, without code modification. It is crucial to be able to reuse the software platform with different robots, or subsystems of the same robotic platform.
- **External Framework integration:** it should be possible to use *XBot* as a middleware for any kind of external software framework (RT or non RT) without tailored software or specific bridges for every different case.
- **Plug-in Architecture:** users and third parties should be able to develop and integrate their own modules. In a robotic system platform a highly expandable software structure is needed.
- **Light-weight:** small number of dependencies on other libraries, it should be easy to install and set up. It is expected to run *XBot* on embedded PCs with low performance requirements in terms of memory and CPU. Therefore, it should demonstrate a small footprint to avoid high CPU usage.
- **Simplicity:** it must be simple. Complex systems may have unneeded and over-engineered features. For robotics application full control over the software platform is required. *KISS* (“Keep It Simple, Stupid”) principle is essential and unnecessary complexity should be avoided.

⁴ <https://xenomai.org/>

- **Flexibility:** *XBot* has to be easily modified or extended to be used in systems and applications other than those for which it was specifically designed.

Finally, the *XBot* software framework was not developed to address the requirements of a specific robotic platform, instead its implementation is flexible, generic and cross-robot. Furthermore it does not directly depend on any existing software or control platform, but it provides to the user the functionality to easily integrate any RT or non-RT framework. To obtain the above features, a user of the *XBot* with a generic robotic platform to control, has to provide a set of configuration files, mainly related to the kinematics and dynamics of the robot, the control plugins to execute, the HAL implementation, the high level communication framework and the kinematic/dynamic engine to use.

3.2 Software architecture

As presented in **Figure 1**, the *XBot* software architecture is composed of different components, described in detail within the following sections. In particular the design choices, from a software engineer point of view, are the results of the design goals described in Section 3.1. To avoid scheduling issues and keep the complexity of the software infrastructure as low as possible only two RT threads and one non-RT thread are currently employed in the framework as presented in **Figure 2**. The RT layer contains the R-HAL (Robotics Hardware Abstraction Layer) to assure cross-robot compatibility and seamless porting of the higher level code from the simulation to the real robot. The communication mechanism employed in this layer is a shared memory one using basic synchronization methods (i.e. mutex and condition variables). On top of the R-HAL, the *Plugin Handler* is designed using a

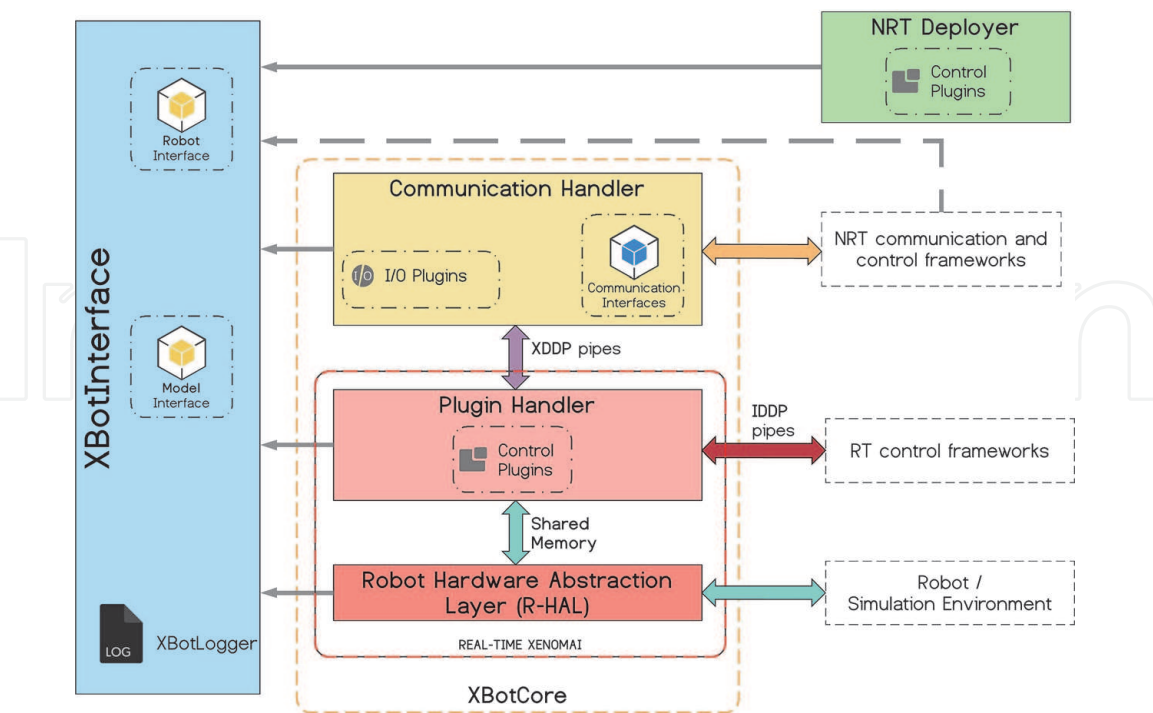
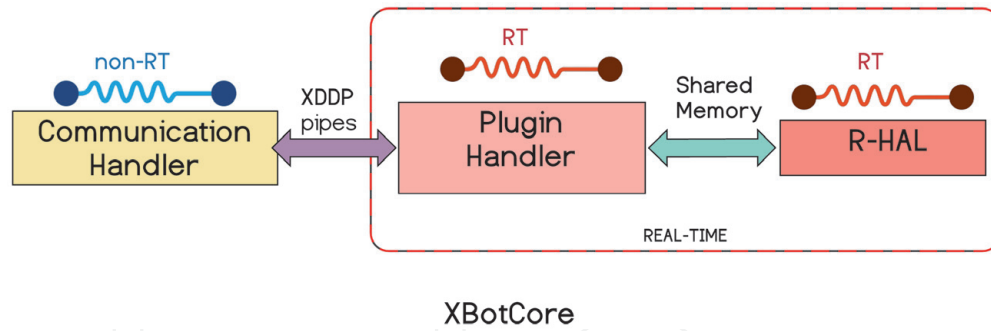


Figure 1. *XBot* software architecture: components overview and interaction. From the bottom the R-HAL and the plugin handler inside the RT Xenomai layer are presented, with the shared memory communication between them. The non-RT layer and the external software integration component of the *XBot* is represented by the Communication Handler which is able to communicate with the robot/simulation through a XDDP mechanism which assures lock-free IPC. Thanks to the *XBotInterface* on the left, all the layers of the framework have an uniform way (through an API) to send commands and receive state from the robot.

**Figure 2.**

XBot threads structure and communication mechanisms: To keep the complexity of the framework low and assure full control over the software infrastructure, only two RT threads and one non-RT thread are currently employed.

component-based software design paradigm by featuring a clear component concept (the plugin as a shared library) with well-defined structure and communication interfaces. In order to be able to assure external software integration, the communication with the non-RT layer, represented by a standalone component called *Communication Handler*, is implemented using a lock-free Inter Process Communication (IPC) mechanism based on XDDP (described in details in the following sections). The same concept is applied to communicate with other RT frameworks (e.g. OROCOS), using a mechanism based on IDDP. The idea of the *NRT Deployer* came from the need to have a behavior similar to the one of the *Plugin Handler* but completely in the non-RT layer. Finally a standard way of communicating with the robot regardless of its specific structure (humanoid, quadruped, manipulator, etc), and also independently of the particular software layer that the user wants to operate within, is provided by mean of the *XBotInterface*.

3.2.1 R-HAL

The Cross-Robot compatibility feature is achieved through the development of a suitable hardware abstraction layer [18], which enables the user to efficiently port and run the same control modules on different robots, both in simulation and on the real hardware platforms. The main goal of this software component is to provide an independent layer in between the robot hardware and the high-level control, enabling the seamless integration of new actuators, sensors or other hardware components.

Concerning the threads configuration, *XBot* employs a separate thread to execute the low-level robot control loop and permits to realize separate controllers with different frequencies. The synchronization between the *Plugin Handler* thread and the *R-HAL* thread is implemented using condition variables, assuring the safe access of the shared data structures.

XBot currently supports EtherCAT (for robots like WALK-MAN, CENTAURO and COMAN+), Ethernet (for COMAN), and KUKA LWR 4/KUKA LBR arm based robots [19–21]. The possibility to simulate the robot and its controllers behaviors prior to testing on the real hardware is essential, especially when dealing with complex robotic systems. To achieve this we provide an *R-HAL* implementation for the well known *Gazebo*⁵ simulator environment **Figure 3**. In particular we rely on the *Gazebo ModelPlugin* class to be part of the *Gazebo* internal loop.

⁵ <http://gazebosim.org/>




Figure 3.
 COMAN+ robot controlled inside the gazebo simulator (left) and CENTAURO robot in RViZ (right): Both using two different implementations of the R-HAL provided in the XBot software architecture.

3.2.2 Plugin handler

The main component of the XBot architecture is called *PluginHandler* and it is represented in **Figure 1** with the dark pink color. The software design of this component relies on two core requirements for a robotic system (described in 3.1): the RT control and the highly expandable software structure. To achieve this the *PluginHandler* is implemented using a single RT thread running at high frequency (e.g. 1 kHz) and it is responsible for the following actions with the order they appear below: load the set of plugins requested by the user from a configuration file, initialize all the loaded plugins, and start them upon user request, execute the plugins that have been started sequentially, reload and reinitialize a plugin upon user request, close and unload all the loaded plugins. In **Figure 4**, the UML state diagram representing the life-cycle of a plugin is presented.

The Plugin implementation is compiled as a shared object library (.so). In details a Plugin is a simple class inherited from the abstract class *XBotControlPlugin*; this means that writing a Plugin is straightforward for the user, as the only need is to implement three basic functions:

- an *init_control_plugin()* function, which is called by the *PluginHandler* after the plugin is loaded/reloaded and is useful to initialize the variables of the Plugin
- a *control_loop()* function, which is called in the run loop of the *PluginHandler* after the plugin is started
- a *close()* function, which is called in the *PluginHandler* closing phase

After the design and the implementation of the latency-free, hard real-time layer the next significant feature is accompanied by the implementation of flexible

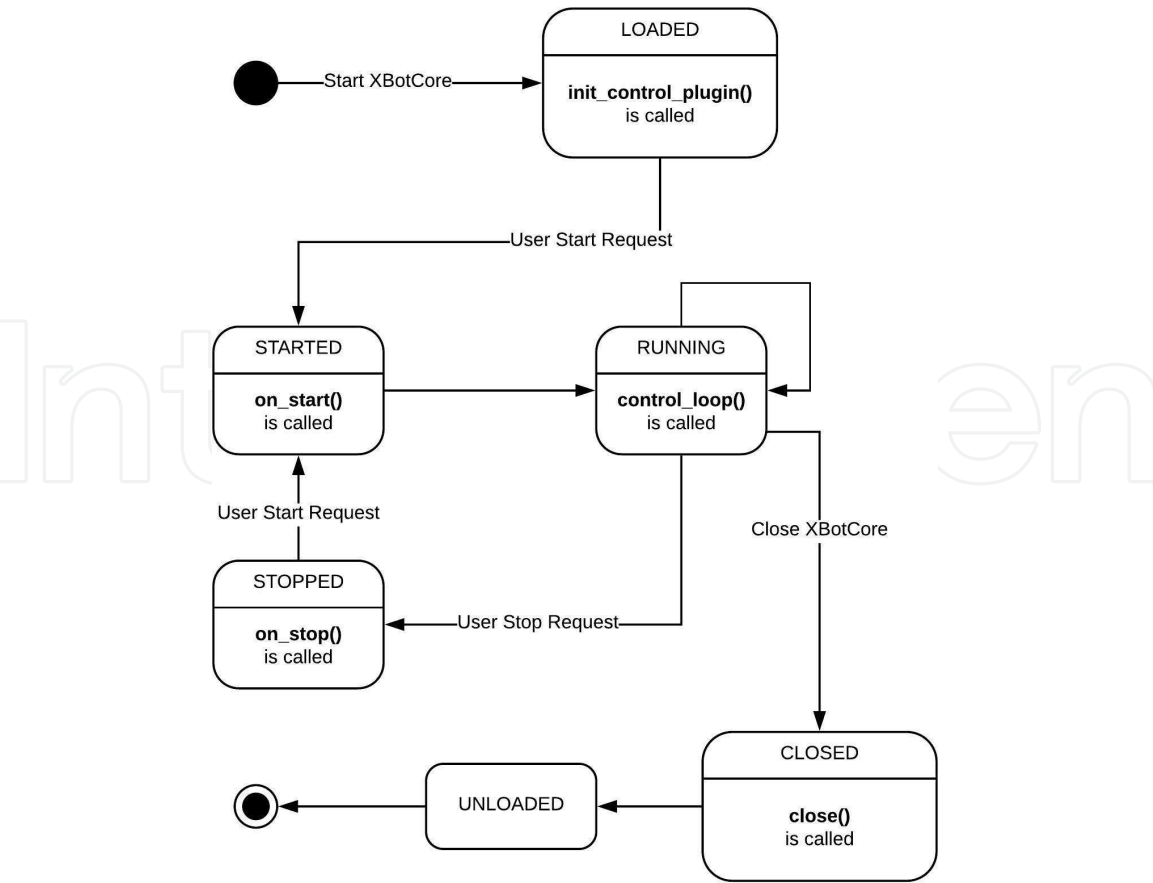


Figure 4.
UML state diagram showing a XBot plugin life-cycle.

interfaces, called *XBotInterface*, which permit our framework to integrate with state-of-art, widely spread robot control frameworks.

3.2.3 Communication handler

The above mentioned software components do not give the possibility to communicate with external modules/hosts outside the robot: for this purpose the software framework of a robotic system should incorporate a set of non-RT threads that permit the communication of the system with remote pilot stations or cloud services. *XBot* provides this with the implementation of the Communication Handler component (represented in **Figure 1** with the yellow color) that is a non-RT thread exploiting an XDDP (Cross Domain Datagram Protocol) handler with the ready-to use *XBot* non-RT API for a set of components called *CommunicationInterface(s)*. The non-RT API uses XDDP Xenomai pipes to achieve asynchronous communication between RT and non-RT threads. A lock-free inter-process communication (IPC) is employed to permit the RT control threads to exchange messages with the non-RT communication threads without any context switch. The execution loop of the Communication Handler thread is responsible for updating the internal robot state using the XDDP pipe with the non-RT robot API, sending the robot state to all the communication frameworks implemented as *CommunicationInterface(s)*, receiving the new reference from the “master” *CommunicationInterface* (to avoid having multiple external frameworks commanding the robot) and finally for sending the received reference to the robot using the XDDP non-RT robot API.

It is relatively straightforward to add a new *CommunicationInterface* in the framework: *XBot* provides built-in support for YARP and ROS communication

frameworks, meaning that the end-users has YARP control board wrappers / analog sensors and ROS joint state / command messages already available. Interoperability for YARP/ROS framework and *XBot* is one of the key feature offered by the Communication Handler.

In the specific ROS case, *XBot* provides two families of interfaces:

1. a joint space interface, consisting of standard ROS topics that are advertised/subscribed by the *Communication Handler* itself in order to publish the robot state (including sensors) and accept commands
2. a set of tools for using a subset of ROS inter-process communication capabilities from the RT domain

ROS-powered robots expose to their users an interface that is mainly based on topics. For instance, the robot joint state is usually published to a `/joint_state` topic through `sensor_msgs/JointState` messages. The same kind of message can be published by the user on a `/command` topic in order to control the robot.

Inside *XBot* a similar interface to the ROS middleware is offered, the only difference lies in the message type being used. Broadly speaking, *XBot* uses an extended joint state message that make it possible to perform more flexible control of the robot than is allowed with standard ROS.

The *XBot* framework provides also the integration with any external RT software framework (e.g. OROCOS) thanks to the use of the IDDP (Intra Domain Datagram Protocol) pipes for the RT inter-process communication.

Inside the Communication Handler component, the *XBot* framework provides the user with the possibility of running non-RT plugins that are useful for performing Input/Output operation from the non-RT layer to the RT layer. The so called IOPlugins are very similar to the Plugin used in the RT layer, in fact the implementation is compiled as a shared object library (.so). In detail, an IOPlugin is a simple class inheriting from the abstract class `XBot::IOPlugin`, which gives to the user simple access to the shared memory component and the pipes to communicate between the non-RT layer and the RT one. As for the standard Plugin, *XBot* provides a ready-to-use skeleton (simple script to run) for the user.

4. Experimental validation

In this section the results of the validation of the overall framework is going to be presented with particular focus on the flexibility in terms of integration with different robots and external software frameworks, and also on the overhead introduced by the *XBot* while assuring predictable response time at high frequency (i.e. 1 kHz) control loop.

4.1 Experimental setup

To evaluate the performance of the *XBot* software platform, two sets of experiments were performed: in the experiment **set 1** the WALK-MAN [22, 23] robot was used, a humanoid with 33 Degree-Of-Freedom, 4 custom F/T sensors and 1 VN-100 imu. The WALK-MAN vision system is composed of a CMU Multisense-SL sensor that includes a stereo camera, a 2D rotating laser scanner, and an IMU. The robot control modules were based on GYM [24] (Generic Yarp Module), a component model to easily develop software modules for robotics leveraging the YARP ecosystem: YARP Based Plugins for Gazebo Simulator were used to validate the control

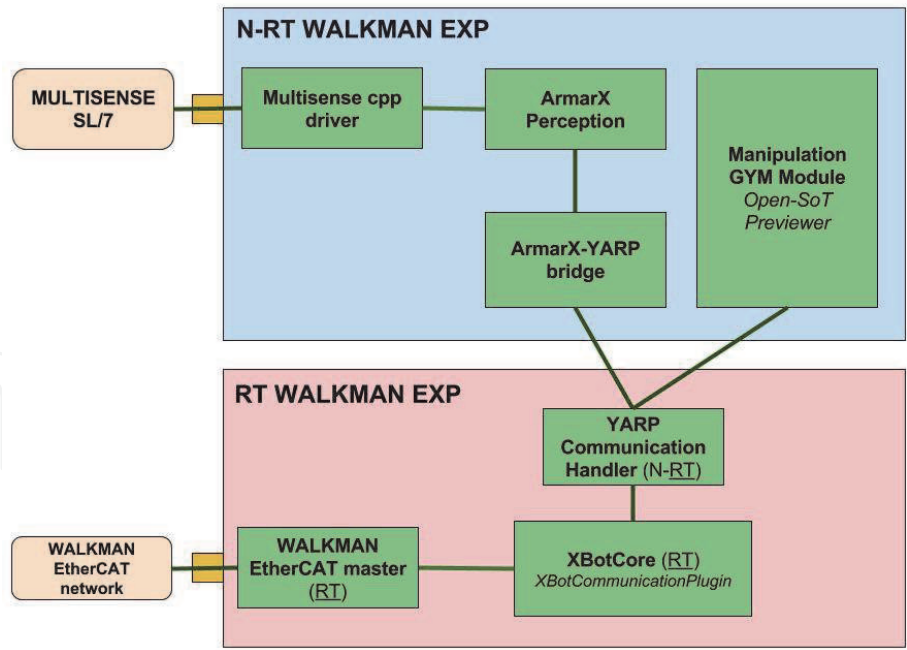


Figure 5.
XBot validation experiment set 1 software components: How they are allocated in the two WALK-MAN embedded PCs (i.e. N-RT WALKMAN EXP and RT WALKMAN EXP).




Figure 6.
XBot validation experiment. On the left **set 1** setup: WALK-MAN needs to remove a set of objects in order to perform the task of turning the valve. On the right CENTAURO bi-manual robot platform used in experiment **set 2**.

modules in simulation. Whole-body control and inverse kinematics are solved through the OpenSoT control framework [25]. **Figure 5** reports a representation of the software components in use for experiment **set 1**.

In the **set 1** evaluation different high-level software frameworks were successfully integrated on top of XBot: *ArmarX* [26] perceptual pipeline for hierarchical affordance extraction [27], OpenSoT previewer based on the *MoveIt!* ROS library

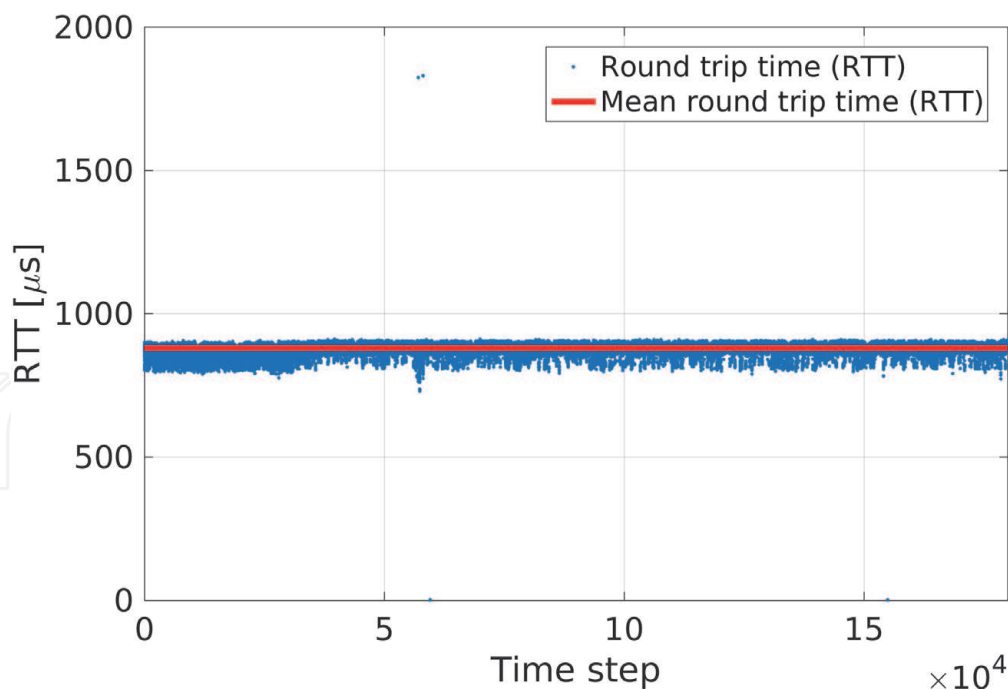


Figure 7.
 Experiment **set 1**: WALK-MAN EtherCAT slaves RTT measured by EtherCAT master during manipulation actions: XBot assures always a control period below 1000 μ s while providing integration with external software frameworks as described in **Figure 5**.

for motion feasibility analysis and collision checking and a manipulation GYM module, OpenSoT based, using the YARP communication framework.

The **set 1** experiments were carried out in a DRC-inspired scenario targeting the removal of debris in front of a valve. In **Figure 6** the experimental setup is shown.

In [28], ArmarX was integrated with the robot software environment YARP taking advantage of the built-in YARP CommunicationInterface for the external software framework integration with XBot.

In the experiment **set 2** an RT end-effector Cartesian Control on two different robots was performed: the aforementioned WALK-MAN and CENTAURO (in **Figure 6**). CENTAURO [20, 29, 30] upper body is a high performance human size and weight compatible bi-manual manipulation platform with 15 DOFs. Each arm has 7 DOF and the trunk has 1 DOF that permits the yaw motion of the entire upper body and extends the manipulation workspace of the robot.

In the **set 2** experiments two RT Plugins were used: the first one, called IKCommunication to receive the end-effector pose from the Communication Handler (with the built-in ROS CommunicationInterface) through the XDDP pipes and OpenSoTRTIK to solve the inverse kinematics. The evaluation was focused on the overhead introduced by the IKCommunication RT plugin that exploits two communication mechanism offered by XBot: XDDP to receive the data from the non-RT layer and XBotSharedMemory to communicate these data to the other RT plugin (OpenSoTRTIK).

4.2 Results

In the **set 1**, XBot performance in terms of control period of the RT plugin XBotCommunicationPlugin and CPU usage were analyzed: during the experiments, each millisecond, all the data flowing from/to the R-HAL were recorded, using the XBot RT low-level logging tools.

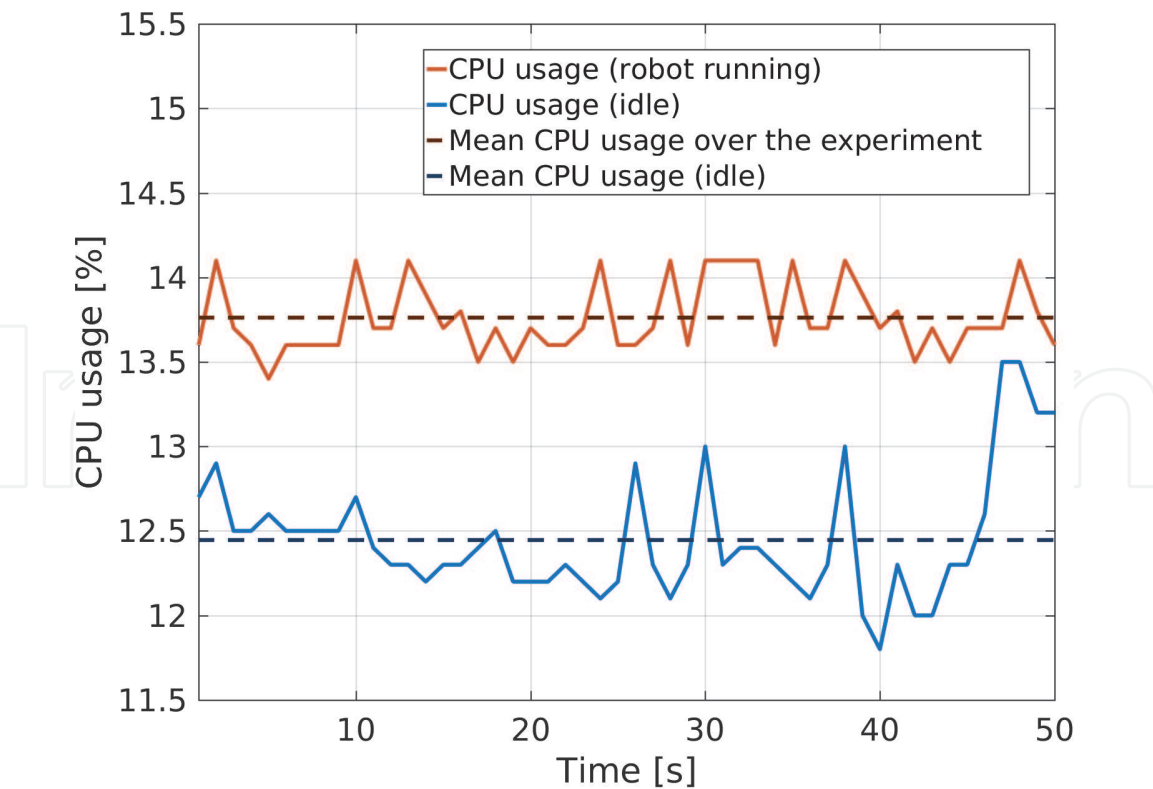


Figure 8. Experiment *set 1*: XBot CPU core usage comparison: Robot idle vs. robot running the experiments. The difference between the two bold lines represents the actual overhead introduced by the middleware when executing the control modules described in the experimental setup for *set 1*.

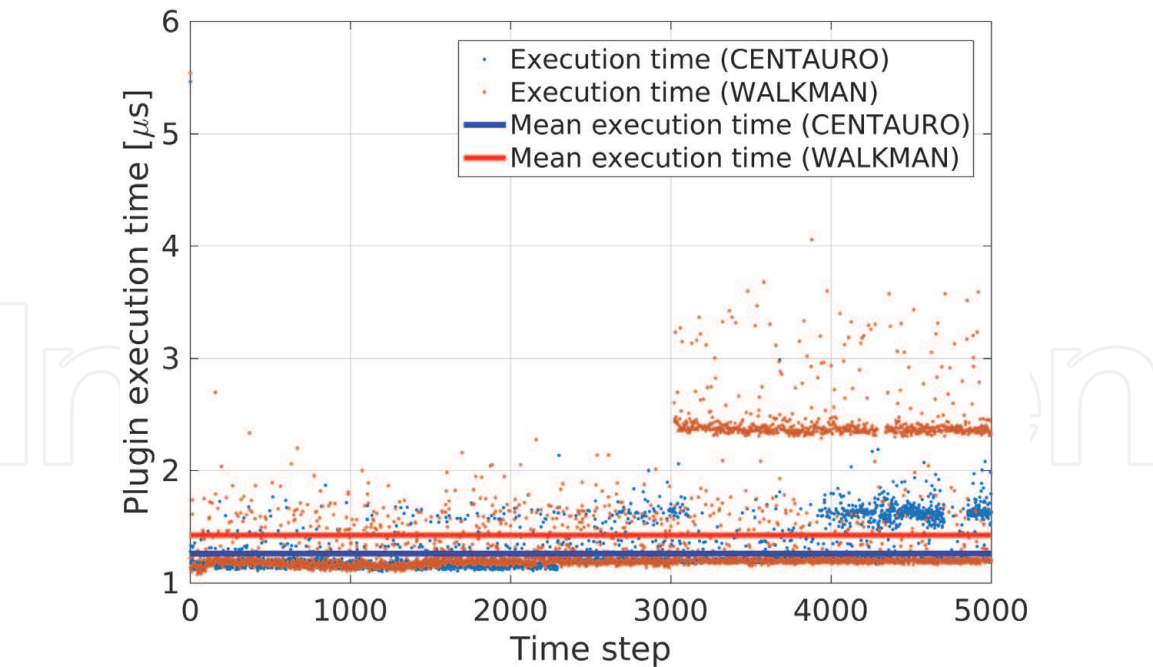


Figure 9. Experiment *set 2*: Communication overhead (RT - RT and N-RT - RT) introduced by XBot. Experiment results on both WALK-MAN and CENTAURO are shown.

In **Figure 7** the RTT (Round Trip Time) measured by the EtherCAT master implementation of the R-HAL during the *set 1* experiments in the worst-case scenario is shown, i.e. while the robot was performing the manipulation actions: it is




Figure 10.
XBot framework usage examples: WALK-MAN robot in Pisa (top left), CENTAURO robot untethered and outdoor (bottom left), and the COMAN and its scaled-up version COMAN+ humanoid robots shaking hands (right).

clear that the mean control period is below the $1000\ \mu\text{s}$ (i.e. 1 kHz control frequency) even if the RT system is communicating with the high-level software components through *XBot* the built-in YARP CommunicationInterface non-RT threads. Only two of the RTT measurement (over 200000) were above the requested control period because of missing PDO (Process Data Objects) round in the beckhoff⁶ chip responsible for the EtherCAT communication.

In **Figure 8** a comparison is presented between *XBot* CPU usage while the robot is idle (i.e. not moving, nor communicating with external software frameworks) and when the **set 1** manipulation experiments are running: the CPU core usage overhead introduced by *XBot* when the robot is performing the manipulation task as described above, is only 1.2% (on average). Furthermore it is clear that the CPU usage of *XBot* is very low (always ranging from 11.7% to 14.2%).

In the **set 2** the focus was placed on the communication overhead introduced by *XBot*: both the XDDP pipes (communication between RT and non-RT layers) and the *XBotSharedMemory* (RT plugins communication) are taken into account. As shown in **Figure 9** the mean execution time of the IKCommunication RT plugin is around $1.2\ \mu\text{s}$ for both WALK-MAN and CENTAURO experiments. This means that it is possible to send end-effector reference poses and receive back the robot state from a non-RT framework, while controlling the robot (at 1 kHz in the experiments) using a RT plugin implementing the IK (OpenSoTRTIK in the experiments), with negligible overhead (**Figure 10**).

⁶ <https://www.beckhoff.it/>

5. Conclusions

In this chapter the *XBot*⁷ RT software architecture was presented. It provides to the users a software infrastructure which can be used with any robotic systems enabling fast and seamless porting of the code from one robot to the other, requiring no code changes, assuring flexibility and reusability. The implementation of the framework ensures easy interoperability and built-in integration with other existing software tools for robotics, such as ROS, YARP or OROCOS. The component-based development of the *XBot* includes a Robotic Hardware Abstraction Layer (R-HAL) interface and a set of ready-to-use tools to control robots either within a simulation environment or the real hardware.

The framework has been successfully used and validated as a main software infrastructure (**Figure 5**) for humanoid robots such as WALK-MAN (result of WALK-MAN EU FP7 project⁸, notably *XBot* received the EU innovation radar award in this context⁹.) and COMAN+ (result of COGIMON EU H2020 project¹⁰) or for quadruped centaur-like robots as CENTAURO (result of the CENTAURO EU H2020 project¹¹). Moreover the cross-robot functionality has been exploited to develop both RT and non-RT control modules not only for the above mentioned robots, but also for commercial robotic systems such as KUKA LBR, KUKA 4+ or Franka Emika Panda, or other humanoid robots like COMAN or iCub.

Regarding the simulation part, *XBot* enables the direct porting of the control modules tested in the simulator to the real hardware using the same interfaces and without requiring any code modifications. The built-in simulator supported in the framework is Gazebo, but there is the option to support other simulation environments (as it happened inside the CENTAURO H2020 project with the VEROSIM simulator¹²).

XBot currently relies on a dual-kernel approach using Xenomai, which performs better than PREEMPT_RT¹³, both in terms of system predictability and absolute latencies. Nevertheless Xenomai in the long term can introduce disadvantages by making the software development more complex, which means harder maintainability and lower portability.

Further development of the framework will target to provide synchronized distributed execution of multiple RT threads in multiple computational units. In fact currently the *Plugin Handler* is only able to execute a set of plugins in sequence, without any concurrency. This makes the maintenance of the framework easier, but restricts the performance in terms of computation power. Moreover the current architecture is characterized by a unique point of failure since both the *R-HAL* thread and the *Plugin Handler* (which executes RT plugins) thread run in the same process. In fact, there is the possibility that a misbehaving RT plugin might cause memory corruption, or crash altogether, causing also the *R-HAL* to crash. Currently only expert users are allowed to load their RT plugins in the *Plugin Handler*, but it is desirable to eventually separate the *R-HAL* and *Plugin Handler* either in two different processes or in two different machines to improve isolation.

⁷ <https://github.com/ADVRHumanoids/XBotControl>

⁸ <https://www.walk-man.eu/>

⁹ <https://www.innoradar.eu/innovation/30632>

¹⁰ <https://cogimon.eu/>

¹¹ <https://www.centauro-project.eu/>

¹² <https://www.verosim-solutions.com/en/>

¹³ PREEMPT_RT was introduced to have RT capabilities in the Linux kernel avoiding the adoption of a dual-kernel.

Acknowledgements

This project has received funding from the European Union's Horizon 2020 research and innovation programme under grant agreement No. 101016007 CONCERT, and the European Union's Horizon 2020 Research and Innovation Programme (H2020-ICT-2019-2/ 2019-2023) under grant agreement No. 871237 SOPHIA and the Italian Fondo per la Crescita Sostenibile – Sportello “Fabbrica intelligente”, PON I&C 2014 - 2020, project number F/190042/01-03/X44 RELAX.

IntechOpen


IntechOpen

Author details

Luca Muratore*, Arturo Laurenzi and Nikos G. Tsagarakis
Humanoids and Human Centered Mechatronics (HHCM), Istituto Italiano di
Tecnologia, Genova, Italy

*Address all correspondence to: luca.muratore@iit.it

IntechOpen

© 2021 The Author(s). Licensee IntechOpen. This chapter is distributed under the terms of the Creative Commons Attribution License (<http://creativecommons.org/licenses/by/3.0>), which permits unrestricted use, distribution, and reproduction in any medium, provided the original work is properly cited. 

References

- [1] A. Elkady and T. Sobh, "Robotics middleware: A comprehensive literature survey and Attribute-Based bibliography," *Journal of Robotics*, 2012. [Online]. Available: <http://dx.doi.org/10.1155/2012/959013>
- [2] G. C. Buttazzo, *Hard Real-time Computing Systems: Predictable Scheduling Algorithms And Applications (Real-Time Systems Series)*. Santa Clara, CA, USA: Springer-Verlag TELOS, 2004.
- [3] M. Aragão, P. Moreno, and A. Bernardino, "Middleware interoperability for robotics: A ros-yarp framework," *Frontiers in Robotics and AI*, vol. 3, p. 64, 2016. [Online]. Available: <https://www.frontiersin.org/article/10.3389/frobt.2016.00064>
- [4] H. Bruyninckx, "OROCOS: design and implementation of a robot control software framework," *Proc. IEEE RAS EMBS Int. Conf. Biomed. Robot. Biomechatron.*, 2002. [Online]. Available: <https://pdfs.semanticscholar.org/f32c/9806be8bd1a702a9732fc9cbe1626b3d37e6.pdf>
- [5] N. Ando, T. Suehiro, K. Kitagaki, T. Kotoku, and W.-K. Yoon, "Rt-middleware: distributed component middleware for rt (robot technology)," in *2005 IEEE/RSJ International Conference on Intelligent Robots and Systems*. IEEE, 2005, pp. 3933–3938. [Online]. Available: <https://doi.org/10.1109/IROS.2005.1545521>
- [6] G. Metta, P. Fitzpatrick, and L. Natale, "Yarp: Yet another robot platform," *International Journal on Advanced Robotics Systems*, 2006. [Online]. Available: <http://journals.sagepub.com/doi/pdf/10.5772/5761>
- [7] M. Quigley, K. Conley, B. P. Gerkey, J. Faust, T. Foote, J. Leibs, R. Wheeler, and A. Y. Ng, "Ros: an open-source robot operating system," in *ICRA Workshop on Open Source Software*, 2009.
- [8] L. Jeongsoo, L. Jungho, and O. Jun-Ho, "Development of robot software framework podo: Toward multi-processes and multi-users," *Workshop on software architectures and methodologies for developing humanoid robots, IEEE HUMANOIDS 2014*, 2014. [Online]. Available: http://blog.pal-robotics.com/wp-content/uploads/2014/09/Lim_WSAH.pdf
- [9] T. Houliston, J. Fountain, Y. Lin, A. Mendes, and others, "NUClear: A loosely coupled software architecture for humanoid robot systems," *Frontiers in Robotics*, 2016. [Online]. Available: <https://doi.org/10.3389/frobt.2016.00020>
- [10] J. Smith, D. Stephen, A. Lesman, and J. Pratt, "Real-time control of humanoid robots using openjdk," in *Proceedings of the 12th International Workshop on Java Technologies for Real-time and Embedded Systems*, ser. JTRES '14. New York, NY, USA: ACM, 2014, pp. 29:29–29:36. [Online]. Available: <http://doi.acm.org/10.1145/2661020.2661027>
- [11] M. Johnson, B. Shrewsbury, S. Bertrand, T. Wu, D. Duran, M. Floyd, P. Abeles, D. Stephen, N. Mertins, A. Lesman, J. Carff, W. Rifenburgh, P. Kaveti, W. Straatman, J. Smith, M. Griffioen, B. Layton, T. de Boer, T. Koolen, P. Neuhaus, and J. Pratt, "Team IHMC's lessons learned from the DARPA robotics challenge trials," *J. Field Robotics*, vol. 32, no. 2, pp. 192–208, 2015. [Online]. Available: <http://onlinelibrary.wiley.com/doi/10.1002/rob.21571/abstract>
- [12] L. Muratore, A. Laurenzi, E. M. Hoffman, A. Rocchi, D. G. Caldwell, and N. G. Tsagarakis, "XBotCore: A Real-Time Cross-Robot Software

- Platform,” in *IEEE International Conference on Robotic Computing*, 2017. [Online]. Available: <https://doi.org/10.1109/IRC.2017.45>
- [13] L. Muratore, A. Laurenzi, E. Hoffman, A. Rocchi, D. Caldwell, and N. Tsagarakis, “On the design and evaluation of xbotcore, a cross-robot real-time software framework,” *Journal of Software Engineering for Robotics*, Jun. 2017. [Online]. Available: [https://joser.unibg.it/index.php?journal=joser&page=article&op=viewFile&path\[\]=112&path\[\]=46](https://joser.unibg.it/index.php?journal=joser&page=article&op=viewFile&path[]=112&path[]=46)
- [14] L. Muratore, A. Laurenzi, E. M. Hoffman, and N. G. Tsagarakis, “The xbot real-time software framework for robotics: From the developer to the user perspective,” *IEEE Robot. Autom. Mag.*, vol. 27, no. 3, pp. 133–143, 2020.
- [15] P. Gerum, “Xenomai-implementing a rtos emulation framework on gnu/linux,” *White Paper, Xenomai*, p. 81, 2004.
- [16] J. H. Brown and B. Martin, “How fast is fast enough? choosing between xenomai and linux for real-time applications,” *Twelfth Real-Time Linux Workshop*, 2012. [Online]. Available: https://pdfs.semanticscholar.org/9eb5/1dbe38fb23034e80b8664d8281996d2a5ef6.pdf?_ga=2.115305735.1422742923.1510677552-1828769110.1510677552
- [17] A. Barbalace, A. Luchetta, G. Manduchi, M. Moro, A. Soppelsa, and C. Taliencio, “Performance comparison of vxworks, linux, rta, and xenomai in a hard real-time application,” *IEEE Transactions on Nuclear Science*, vol. 55, no. 1, pp. 435–439, 2008.
- [18] G. F. Rigano, L. Muratore, A. Laurenzi, E. M. Hoffman, and N. G. Tsagarakis, “A mixed real-time robot hardware abstraction layer (r-hal),” *Encyclopedia with Semantic Computing and Robotic Intelligence*, vol. 02, no. 01, p. 1850010, 2018. [Online]. Available: <https://doi.org/10.1142/S2529737618500107>
- [19] N. G. Tsagarakis, D. G. Caldwell, F. Negrello, W. Choi, L. Baccelliere, V. Loc, J. Noorden, L. Muratore, A. Margan, A. Cardellino *et al.*, “Walk-man: A high-performance humanoid platform for realistic environments,” *Journal of Field Robotics*, vol. 34, no. 7, pp. 1225–1259, 2017.
- [20] N. Kashiri, L. Baccelliere, L. Muratore, A. Laurenzi, Z. Ren, E. M. Hoffman, M. Kamedula, G. F. Rigano, J. Malzahn, S. Cordasco, P. Guria, A. Margan, and N. G. Tsagarakis, “Centauro: A hybrid locomotion and high power resilient manipulation platform,” *IEEE Robotics and Automation Letters*, vol. 4, no. 2, pp. 1595–1602, 2019.
- [21] N. G. Tsagarakis, S. Morfey, G. M. Cerda, L. Zhibin, and D. G. Caldwell, “Compliant humanoid coman: Optimal joint stiffness tuning for modal frequency control,” in *Robotics and Automation (ICRA), 2013 IEEE International Conference on.* IEEE, 2013, pp. 673–678.
- [22] N. G. Tsagarakis, D. G. Caldwell, F. Negrello, W. Choi, L. Baccelliere, V. Loc, J. Noorden, L. Muratore, A. Margan, A. Cardellino, L. Natale, E. Mingo Hoffman, H. Dallali, N. Kashiri, J. Malzahn, J. Lee, P. Kryczka, D. Kanoulas, M. Garabini, M. Catalano, M. Ferrati, V. Varricchio, L. Pallottino, C. Pavan, A. Bicchi, A. Settini, A. Rocchi, and A. Ajoudani, “WALK-MAN: A High-Performance Humanoid Platform for Realistic Environments,” *Journal of Field Robotics*, Jun. 2017. [Online]. Available: <http://doi.wiley.com/10.1002/rob.21702>
- [23] N. G. Tsagarakis, F. Negrello, M. Garabini, W. Choi, L. Baccelliere, V. G. Loc, J. Noorden, M. Catalano, M. Ferrati, L. Muratore, P. Kryczka, E. M.

- Hoffman, A. Settimi, A. Rocchi, A. Margan, S. Cordasco, D. Kanoulas, A. Cardellino, L. Natale, H. Dallali, J. Malzahn, N. Kashiri, V. Varricchio, L. Pallottino, C. Pavan, J. Lee, A. Ajoudani, D. G. Caldwell, and A. Bicchi, *WALK-MAN Humanoid Platform*. Cham: Springer International Publishing, 2018, pp. 495–548. [Online]. Available: https://doi.org/10.1007/978-3-319-74666-1_13
- [24] M. Ferrati, A. Settimi, L. Muratore, A. Cardellino, A. Rocchi, E. Mingo Hoffman, C. Pavan, D. Kanoulas, N. G. Tsagarakis, L. Natale, and L. Pallottino, “The walk-man robot software architecture,” *Frontiers in Robotics and AI*, vol. 3, p. 25, 2016. [Online]. Available: <https://www.frontiersin.org/article/10.3389/frobt.2016.00025>
- [25] E. Mingo Hoffman, A. Rocchi, A. Laurenzi, and N. G. Tsagarakis, “Robot control for dummies: Insights and examples using opensot,” in *17th IEEE-RAS International Conference on Humanoid Robots, Humanoids 2017, Birmingham, UK, November 15–17, 2017*, 2017.
- [26] N. Vahrenkamp, M. Wächter, M. Kröhnert, K. Welke, and T. Asfour, “The robot software framework ArmarX,” *it - Information Technology*, vol. 57, no. 2, 2015. [Online]. Available: <https://doi.org/10.1515/itit-2014-1066>
- [27] P. Kaiser, D. Kanoulas, M. Grotz, L. Muratore, A. Rocchi, E. M. Hoffman, N. G. Tsagarakis, and T. Asfour, “An affordance-based pilot interface for high-level control of humanoid robots in supervised autonomy,” in *IEEE/RAS International Conference on Humanoid Robots (Humanoids)*, 2016. [Online]. Available: <https://doi.org/10.1109/HUMANOIDS.2016.7803339>
- [28] A. Paikan, D. Schiebener, M. Wächter, T. Asfour, G. Metta, and L. Natale, “Transferring object grasping knowledge and skill across different robotic platforms,” in *Advanced Robotics (ICAR), 2015 International Conference on*, Jul. 2015, pp. 498–503.
- [29] L. Baccelliere, N. Kashiri, L. Muratore, A. Laurenzi, M. Kamedula, A. Margan, J. Malzahn, and N. G. Tsagarakis, “Development of a human size and strength compatible bi-manual platform for realistic heavy manipulation tasks,” in *2017 IEEE/RSJ International Conference on Intelligent Robots and Systems (IROS 2017)*, 2017. [Online]. Available: <https://doi.org/10.1109/IROS.2017.8206447>
- [30] T. Klamt, M. Schwarz, C. Lenz, L. Baccelliere, D. Buongiorno, T. Cichon, A. DiGuardo, D. Droschel, M. Gabardi, M. Kamedula, N. Kashiri, A. Laurenzi, D. Leonardi, L. Muratore, D. Pavlichenko, A. S. Periyasamy, D. Rodriguez, M. Solazzi, A. Frisoli, M. Gustmann, J. Rossmann, U. Suss, N. G. Tsagarakis, and S. Behnke, “Remote mobile manipulation with the centauro robot: Full-body telepresence and autonomous operator assistance,” *Journal of Field Robotics*. [Online]. Available: <https://onlinelibrary.wiley.com/doi/abs/10.1002/rob.21895>