

We are IntechOpen, the world's leading publisher of Open Access books Built by scientists, for scientists

6,900

Open access books available

185,000

International authors and editors

200M

Downloads

Our authors are among the

154

Countries delivered to

TOP 1%

most cited scientists

12.2%

Contributors from top 500 universities



WEB OF SCIENCE™

Selection of our books indexed in the Book Citation Index
in Web of Science™ Core Collection (BKCI)

Interested in publishing with us?
Contact book.department@intechopen.com

Numbers displayed above are based on latest data collected.
For more information visit www.intechopen.com



Seabirds of the Benguela Ecosystem: Utilisation, Long-Term Changes and Challenges

Azwianewi B. Makhado, Rodney Braby, Bruce M. Dyer, Jessica Kemper, Alistair M. McInnes, Desmond Tom and Robert J.M. Crawford

Abstract

The Benguela Current is used by c. 82 seabird species, of which seven are endemic to it. Eggs and guano of formerly abundant seabirds were heavily harvested in the 19th and 20th centuries but decreases in seabird populations led to cessation of these industries at islands. Guano is still scraped from platforms. Seabird ecotourism has grown. There were large recent decreases in numbers of African Penguins *Spheniscus demersus*, Cape Gannets *Morus capensis* and Cape *Phalacrocorax capensis* and Bank *P. neglectus* Cormorants and redistributions of these other species away from the centre of the Benguela ecosystem towards its northern or eastern boundaries. In 2020, seabirds endemic to the Benguela ecosystem and albatrosses and petrels migrating into it had high proportions of globally Near Threatened or Threatened species. The primary threat to four Endangered endemic birds was scarcity of forage resources. A Vulnerable endemic damara tern was susceptible to habitat degradation and disturbance. The principal threat to visiting albatrosses and petrels was by-catch mortality. Identification and effective protection of Important Bird Area breeding and marine foraging and aggregation sites, and a suite of complementary measures, are needed to conserve the seabirds and ensure continuation of their economic and ecosystem benefits into the future.

Keywords: Benguela seabirds, conservation status, distributional changes, forage availability, guano, habitat degradation, long-term change, utilisation

1. Introduction

The Benguela Current Large Marine Ecosystem (BCLME) in the southeast Atlantic Ocean is one of the world's four major eastern boundary currents, which undergo intense upwelling of cool nutrient-rich waters that support high phytoplankton biomasses and abundant forage fish resources [1]. The forage fishes, in turn, are fed upon by numerous predators, including seabirds [2]. The BCLME ranges from approximately Benguela in southern Angola to Woody Cape at the eastern border of Algoa Bay in southern South Africa, being bounded in the north and east by the warm Angola and Agulhas currents, respectively (**Figure 1**).

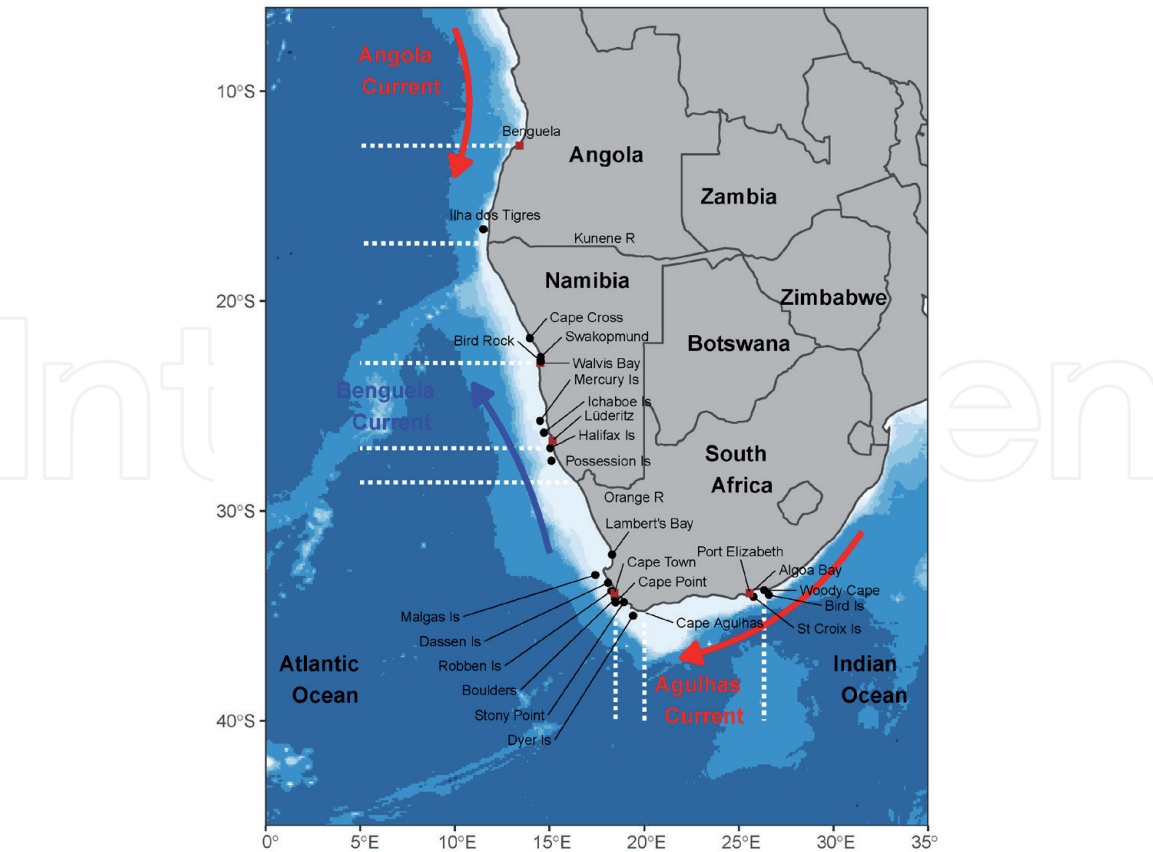


Figure 1.
A map of the Benguela ecosystem showing localities mentioned in the text. The dotted white lines demarcate the seven regions used to investigate distributional changes of seabirds and the guano they produced.

There are 16 species of seabird that breed within the BCLME. Additionally at least 4.4 million birds [3] of c. 66 other species (excluding rare vagrants) migrate to or through the BCLME (Table 1). Non-breeding migrants may remain within the BCLME year round.

Species	Common name	IUCN status	Population trend
<i>Aptenodytes patagonicus</i>	King Penguin	Least Concern	Increasing
<i>Ardenna carneipes</i>	Flesh-footed Shearwater	Near Threatened	Decreasing
<i>Ardenna gravis</i>	Great Shearwater	Least Concern	Stable
<i>Ardenna grisea</i>	Sooty Shearwater	Near Threatened	Decreasing
<i>Bulweria bulwerii</i>	Bulwer's Petrel	Least Concern	Stable
<i>Calonectris borealis</i>	Cory's Shearwater	Least Concern	Unknown
<i>Calonectris diomedea</i>	Scopoli's Shearwater	Least Concern	Decreasing
<i>Catharacta antarctica</i>	Brown (Subantarctic) Skua	Least Concern	Decreasing
<i>Catharacta maccormicki</i>	South Polar Skua	Least Concern	Stable
<i>Daption capense</i>	Cape (Pintado) Petrel	Least Concern	Stable
<i>Diomedea amsterdamensis</i>	Amsterdam Albatross	Endangered	Increasing
<i>Diomedea dabbenena</i>	Tristan Albatross	Critically Endangered	Decreasing
<i>Diomedea epomophora</i>	Southern Royal Albatross	Vulnerable	Stable
<i>Diomedea exulans</i>	Wandering Albatross	Vulnerable	Decreasing

Species	Common name	IUCN status	Population trend
<i>Diomedea sanfordi</i>	Northern Royal Albatross	Endangered	Decreasing
<i>Eudyptes chrysocome</i>	Southern Rockhopper Penguin	Vulnerable	Decreasing
<i>Eudyptes chrysolophus</i>	Macaroni Penguin	Vulnerable	Decreasing
<i>Eudyptes moseleyi</i>	Northern Rockhopper Penguin	Endangered	Decreasing
<i>Fregetta grallaria</i>	White-bellied Storm-Petrel	Least Concern	Decreasing
<i>Fregetta tropica</i>	Black-bellied Storm-Petrel	Least Concern	Decreasing
<i>Gelochelidon nilotica</i>	Common Gull-billed Tern	Least Concern	Decreasing
<i>Hydobates leucorou</i> s (<i>Oceanodroma leucorhoa</i>)	Leach's Storm-Petrel	Vulnerable	Decreasing
<i>Hydobates pelagicus</i>	European Storm-Petrel	Least Concern	Unknown
<i>Hydroprogne caspia</i>	Caspian Tern	Least Concern	Increasing
<i>Larus cirrocephalus</i>	Grey-headed Gull	Least Concern	Stable
<i>Larus dominicanus vetula</i>	Kelp Gull	Least Concern	Increasing
<i>Larus hartlaubii</i>	Hartlaub's Gull	Least Concern	Increasing
<i>Larus pipixcan</i>	Franklin's Gull	Least Concern	Increasing
<i>Larus ridibundus</i>	Common Black-headed Gull	Least Concern	Unknown
<i>Lugensa brevirostris</i>	Kerguelen Petrel	Least Concern	Decreasing
<i>Macronectes giganteus</i>	Southern Giant-Petrel	Least Concern	Increasing
<i>Macronectes halli</i>	Northern Giant-Petrel	Least Concern	Increasing
<i>Microcarbo coronatus</i>	Crowned Cormorant	Near Threatened	Stable
<i>Morus capensis</i>	Cape Gannet	Endangered	Decreasing
<i>Morus serrator</i>	Australian Gannet	Least Concern	Increasing
<i>Oceanites oceanicus</i>	Wilson's Storm-Petrel	Least Concern	Stable
<i>Onychoprion (Sterna) fuscatus</i>	Sooty Tern	Least Concern	Unknown
<i>Pachyptila belcheri</i>	Slender-billed Prion	Least Concern	Stable
<i>Pachyptila desolata</i>	Antarctic Prion	Least Concern	Decreasing
<i>Pachyptila salvini</i>	Salvin's Prion	Least Concern	Stable
<i>Pelagodroma marina</i>	White-faced Storm-Petrel	Least Concern	Decreasing
<i>Pelecanus onocrotalus</i>	Great White Pelican	Least Concern	Unknown
<i>Phaethon aethereus</i>	Red-billed Tropicbird	Least Concern	Decreasing
<i>Phaethon lepturus</i>	White-tailed Tropicbird	Least Concern	Decreasing
<i>Phaethon rubricauda</i>	Red-tailed Tropicbird	Least Concern	Stable
<i>Phalacrocorax capensis</i>	Cape Cormorant	Endangered	Decreasing
<i>Phalacrocorax lucidus</i>	White-breasted Cormorant	Least Concern	Unknown

Species	Common name	IUCN status	Population trend
<i>Phalacrocorax neglectus</i>	Bank Cormorant	Endangered	Decreasing
<i>Phalaropus fulicarius</i>	Red (Grey) Phalarope	Least Concern	Unknown
<i>Phalaropus lobatus</i>	Red-necked Phalarope	Least Concern	Decreasing
<i>Phoebastria fusca</i>	Sooty Albatross	Endangered	Decreasing
<i>Phoebastria palpebrata</i>	Light-mantled Albatross	Near Threatened	Decreasing
<i>Procellaria aequinoctialis</i>	White-chinned Petrel	Vulnerable	Decreasing
<i>Procellaria cinerea</i>	Grey Petrel	Near Threatened	Decreasing
<i>Procellaria conspicillata</i>	Spectacled Petrel	Vulnerable	Increasing
<i>Pterodroma incerta</i>	Atlantic Petrel	Endangered	Decreasing
<i>Pterodroma macroptera</i>	Great-winged Petrel	Least Concern	Decreasing
<i>Pterodroma mollis</i>	Soft-plumaged Petrel	Least Concern	Stable
<i>Puffinus assimilis</i>	Little Shearwater	Least Concern	Decreasing
<i>Puffinus puffinus</i>	Manx Shearwater	Least Concern	Unknown
<i>Spheniscus demersus</i>	African Penguin	Endangered	Decreasing
<i>Stercorarius longicaudus</i>	Long-tailed Jaeger	Least Concern	Stable
<i>Stercorarius parasiticus</i>	Arctic (Parasitic) Jaeger	Least Concern	Stable
<i>Stercorarius pomarinus</i>	Pomarine Jaeger	Least Concern	Stable
<i>Sterna albifrons</i>	Little Tern	Least Concern	Decreasing
<i>Sterna dougallii</i>	Roseate Tern	Least Concern	Unknown
<i>Sterna hirundo</i>	Common Tern	Least Concern	Unknown
<i>Sterna paradisaea</i>	Arctic Tern	Least Concern	Decreasing
<i>Sterna vittata</i>	Antarctic Tern	Least Concern	Unknown
<i>Sternula balaenarum</i>	Damara Tern	Vulnerable	Decreasing
<i>Sula leucogaster</i>	Brown Booby	Least Concern	Decreasing
<i>Sula sula</i>	Red-footed Booby	Least Concern	Decreasing
<i>Thalassarche carteri</i>	Indian Yellow-nosed Albatross	Endangered	Decreasing
<i>Thalassarche cauta</i>	Shy Albatross	Near Threatened	Unknown
<i>Thalassarche chlororhynchos</i>	Atlantic Yellow-nosed Albatross	Endangered	Decreasing
<i>Thalassarche chrysostoma</i>	Grey-headed Albatross	Endangered	Decreasing
<i>Thalassarche melanophrys</i>	Black-browed Albatross	Least Concern	Increasing
<i>Thalassarche salvini</i>	Salvin's Albatross	Vulnerable	Unknown
<i>Thalasseus b. bergii</i>	Greater Crested (Swift) Tern	Least Concern	Stable
<i>Thalasseus maximus</i>	Royal Tern	Least Concern	Stable
<i>Thalasseus sandwicensis</i>	Sandwich Tern	Least Concern	Stable
<i>Xema (Larus) sabini</i>	Sabine's Gull	Least Concern	Stable

Table 1.
The conservation status of seabirds that occur in the BCLME (rare vagrants have been excluded). Where known, the recent global population trend is indicated [4]. Information is sorted on genus and then species. Grey shading indicates species or races that breed only in the BCLME. The Royal Tern occurring in the BCLME has recently been reclassified as the West African Crested Tern *Thalasseus albididorsalis*.

This chapter summarises the former and present utilisation of the BCLME’s seabirds and their products, changes in their distribution and abundance, their conservation status and factors influencing it, and future challenges if healthy seabird populations and their benefits are to be maintained. In order to investigate distributional changes, the BCLME was divided into seven regions: southern Angola, northern, central and southern Namibia, and western, southwestern and southern South Africa, as indicated on **Figure 1**.

2. Utilisation

2.1 Penguin eggs

From the late 1400s, African Penguins *Spheniscus demersus* and other seabirds in the BCLME were caught as food by early explorers, as fuel to supply ship boilers and to be rendered down for their fat [5, 6]. However, the primary attraction of African Penguins was their eggs. Collection of these on a large scale may have begun as early as 1652 [7]. Details of numbers of eggs collected at different breeding localities are available for each year from 1871–1967 (after which collections ceased) with gaps from 1879–1890, 1894–1896 and in 1904 and 1914 [7].

Annual collections averaged c. 192,000 eggs from 1871–1878, c. 537,000 eggs from 1891–1931 and c. 76,000 eggs from 1935–1967 (**Figure 2**). The overall harvest for the 80 years between 1871 and 1967 for which records were kept was c. 23.4 million eggs, with a maximum of 801,500 eggs in 1899. About 99% of the eggs were taken off western South Africa (84% from Dassen Island), with small proportions coming from southern Namibia (< 1%) and southwestern South Africa (c. 1%). Although ease of access to colonies and of gathering eggs would have influenced localities selected for collections, their geographical distribution approximated that of African Penguins at the time. In the early 1900s, Dassen Island off western South Africa was the largest colony holding an estimated 0.57–0.93 million breeding pairs between 1910 and 1930 [8, 9]. In 1956, no African Penguins bred in Angola or northern Namibia. The proportions then breeding in central and southern Namibia and in western, southwestern and southern South Africa were 5%, 25%, 62%, 3% and 5%, respectively [10].

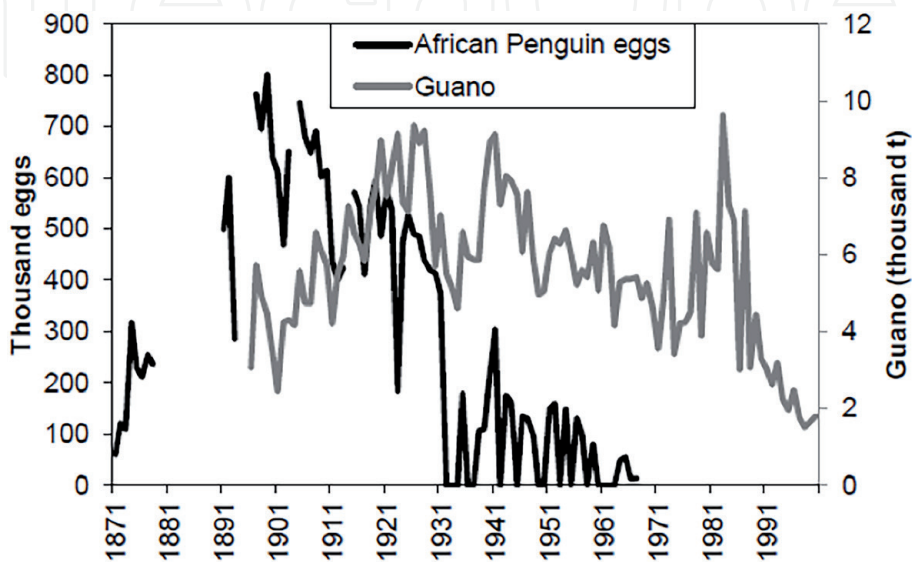


Figure 2.
Trends in total collections of African Penguin eggs and seabird guano in the BCLME, 1871–1999.

At Dassen Island, c. 48% of penguin eggs produced in the early 20th century were collected; this was unsustainable and led to an estimated decrease in the number of penguins there aged two years or older, from c. 1.45 million in 2010 to c. 0.22 million in 1956 and 0.14 million in 1967 [8].

2.2 Guano

In the 1840s, after the value of guano as an agricultural fertilizer became known, accumulated deposits of seabird guano were stripped from many southern African islands [11]. Then, from the late 1800s until the mid-1980s or early 1990s, fresh deposits of seabird guano were regularly collected at a number of islands off Namibia and South Africa. At Ichaboe Island in central Namibia sporadic guano extraction persisted until 2016. From 1896, annual records of quantities removed from different islands were maintained [12]. Most of the guano extracted from the islands was produced by Cape Gannets *Morus capensis* and Cape Cormorants *Phalacrocorax capensis*. Phosphatic sand was at times removed from African Penguin breeding areas at Dassen Island to mix with guano or to spread over breeding areas of Cape Gannets, which build their nests from guano [13]. In southern Africa, the African Penguin, Cape Gannet and Cape Cormorant became known as the 'guano-producing' seabirds, although other cormorants and Great White Pelicans *Pelecanus onocrotalus* would have contributed small amounts to guano depositions at some localities. Between 1930 and 1971 platforms were constructed by private entrepreneurs to collect guano at Bird Rock, Swakopmund and Cape Cross on the northern Namibian coast, which was mainly produced by Cape Cormorants [14]. Annual records of quantities taken from each platform were maintained [15]. Between 1900 and 1999, an average of c. 5,700 t of seabird guano (after subtraction of additions of phosphatic sand) was extracted annually in the BCLME, with a maximum of c. 9,600 t and a minimum of c. 1,500 t (**Figure 2**).

Guano extraction sometimes displaced or caused disturbance to seabirds, reducing breeding success [16]. It also created hollows on some islands, allowing rain to accumulate, which on occasion flooded nests of some seabird species and also reduced breeding success [17].

2.3 Tourism

Seabird tourism is a rapidly expanding industry in the BCLME. In South Africa, Boulders at Simon's Town, Stony Point at Betty's Bay and Robben Island provide opportunities for the public to observe African Penguins and other seabirds in their natural habitat and have become popular tourist destinations that generate socio-economic gains through gate fees, provision of jobs and benefits to surrounding areas [18]. For example, Boulders provided 885 jobs directly associated with its penguin colony and expenditure related to the colony was approximately ZAR 311 million [19]. It contributed to the overall branding of Cape Town as a popular destination for international visitors [18]. The Stony Point penguin colony received an average of 77,500 visitors p. a. from 2010–2019 [20]. The Cape Gannet colony at Lambert's Bay is an important source of revenue for that community [20]. Land tours to view breeding and roosting seabirds operate in Namibia, e.g. [21]. Boat-based seabird viewing operates out of several southern African ports, including around the largest African Penguin colony at St Croix Island [20].

It was estimated that seabird tourism contributed c. ZAR 500 million to the South African economy in 2020 [20].

3. Long-term changes in distribution and abundance

3.1 Guano

Production of guano at the platforms in northern Namibia commenced in the 1930s when the average yield was c. 450 t p.a.; it then increased to a peak of c. 3,350 t in the 1980s before a decrease in the 1990s. By contrast, yields in central and southern Namibia and western South Africa peaked in the 1920s at c. 3,500 t, 1,900 t and 2,300 t p.a., respectively, and then decreased. In southwestern South Africa, production peaked at c. 400 t p.a. in the 1910s and then decreased. In southern South Africa it increased from c. 120 t p.a. in the 1890s to an average of c. 340 t p.a. between the 1920s and 1980s (**Figure 3**). Hence, there were long-term increases in guano yields in northern Namibia and southern South Africa but

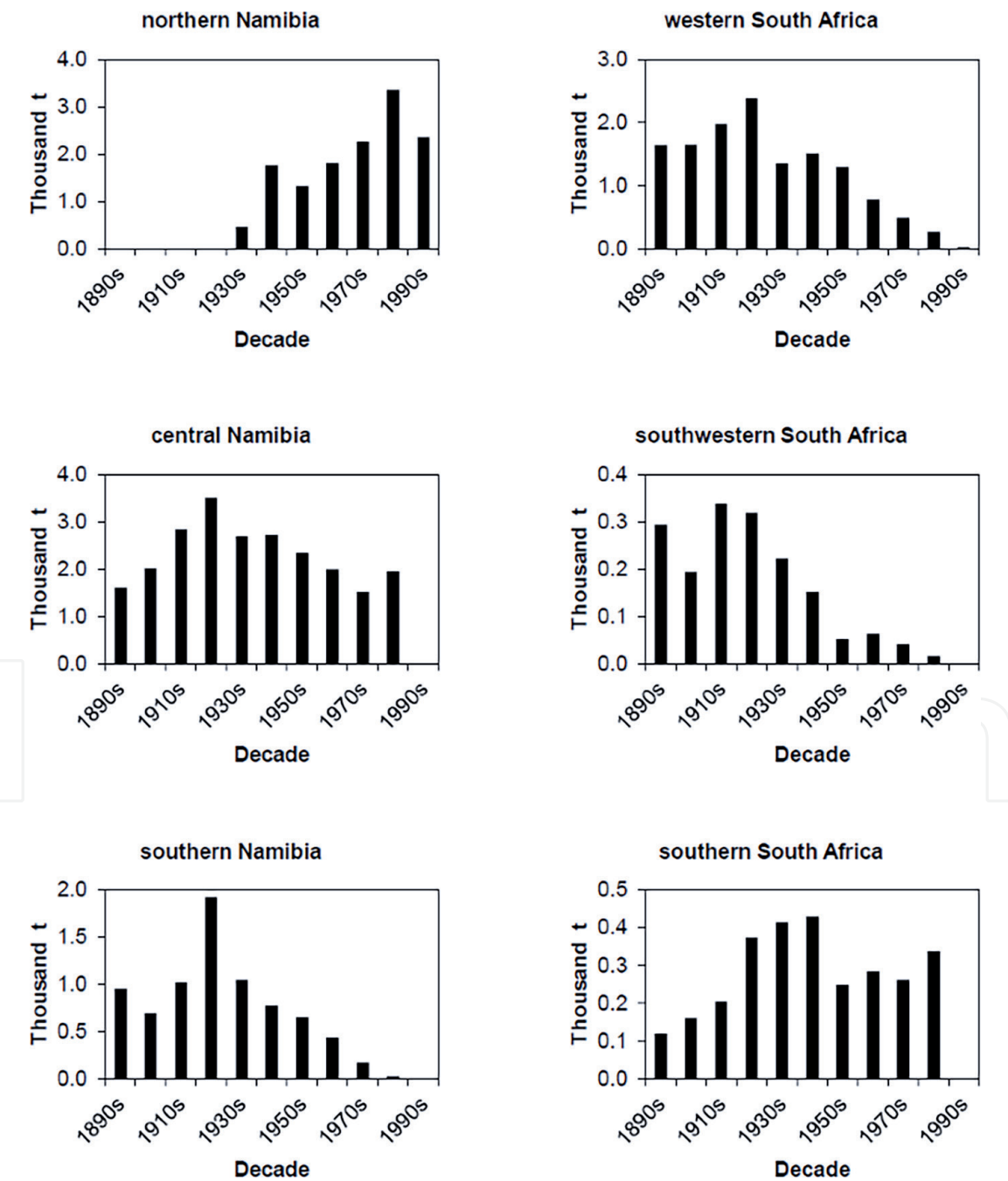


Figure 3.
Average collections of seabird guano in six regions of the BCLME over 11 decades, 1890s–1990s.

decreases in the four intervening regions. The trends after the 1920s accord with the provision of nesting habitat for cormorants in the north, and with decreases of Cape Cormorants in central and southern Namibia after the 1970s and in western South Africa after the 1980s [15, 22]. They also match decreases of Cape Gannets at colonies in Namibia after the 1950s and in western South Africa after the 1990s, but an increase in the Cape Gannet colony at Bird Island, Algoa Bay in southern South Africa [23]. Guano extraction at islands was gradually halted to minimize its adverse impacts on dwindling seabird colonies [24].

3.2 'Guano-producing' seabirds

Average numbers of the BCLME's three 'guano-producing' seabirds that bred in each of the selected regions were determined for seven decades from the 1950s to the 2010s. Information was collated from [25, 26] for African Penguins, [23] for Cape Gannets and [15, 22, 27, 28] for Cape Cormorants. Unpublished data held by the Benguela Current Convention (BCC) were also utilized. Methods used to estimate numbers of breeding birds are described in the afore-mentioned sources. Aerial photography was frequently applied for large surface-nesting colonies of the three seabird species, whereas ground surveys were employed for smaller colonies or when nests were on cliffs, under boulders or vegetation, or in burrows.

For all decades, averages were obtained for each breeding locality and summed for all localities in a region. In the 1960s, there was no reliable information on numbers of African Penguins that bred in South Africa or on numbers of Cape Cormorants that bred in Namibia and southern South Africa, so these values were interpolated from information for the 1950s and 1970s. Various small colonies of African Penguins and Cape Cormorants were not counted in all decades. However, except as detailed above, reliable estimates were available for all major colonies and the absence of information for some minor colonies is not expected meaningfully to influence the trends that are shown in **Figure 4**.

In the period under consideration, no African Penguins bred in southern Angola or northern Namibia. Cape Gannets only bred at Mercury and Ichaboe islands in central Namibia, Possession Island in southern Namibia, Lambert's Bay and Malgas islands in western South Africa and Bird Island, Algoa Bay in southern South Africa. Cape Cormorants bred in all seven regions.

Estimates of the number of Cape Cormorants breeding in northern Namibia increased between the 1950s and the 1970s, when there were c. 75,000 pairs, and then decreased. Cape Cormorants were first recorded breeding in southern Angola in the 2000s and c. 16,000 pairs bred there in 2017 [28]. About 40,000 pairs bred in southern Angola and northern Namibia between the 1980s and 2010s (**Figure 4**). In the 1950s, central and southern Namibia held c. 200,000 and c. 50,000 pairs of 'guano-producing' seabirds, respectively. By the 2010s, the average numbers breeding had decreased in central Namibia by c. 85% and in southern Namibia by c. 95%. There were large decreases of African Penguins and Cape Gannets in both these regions (**Figure 4**).

In western South Africa, average numbers of the 'guano-producing' seabirds fell by c. 75% from c. 200,000 pairs in the 1950s to c. 50,000 pairs in the 2010s. As in central and southern Namibia, there were large losses of African Penguins. There also was a severe decrease of Cape Cormorants (**Figure 4**). In southwestern South Africa, average numbers of the 'guano-producing' seabirds increased from c. 7,500 pairs in the 1950s to c. 60,000 pairs in the 1970s, as a result of increases of both African Penguins and Cape Cormorants. Numbers then decreased to an average of c. 30,000 pairs in the 2010s, following a large decrease in African Penguins after the 1970s (**Figure 4**). In southern South Africa, average numbers of the

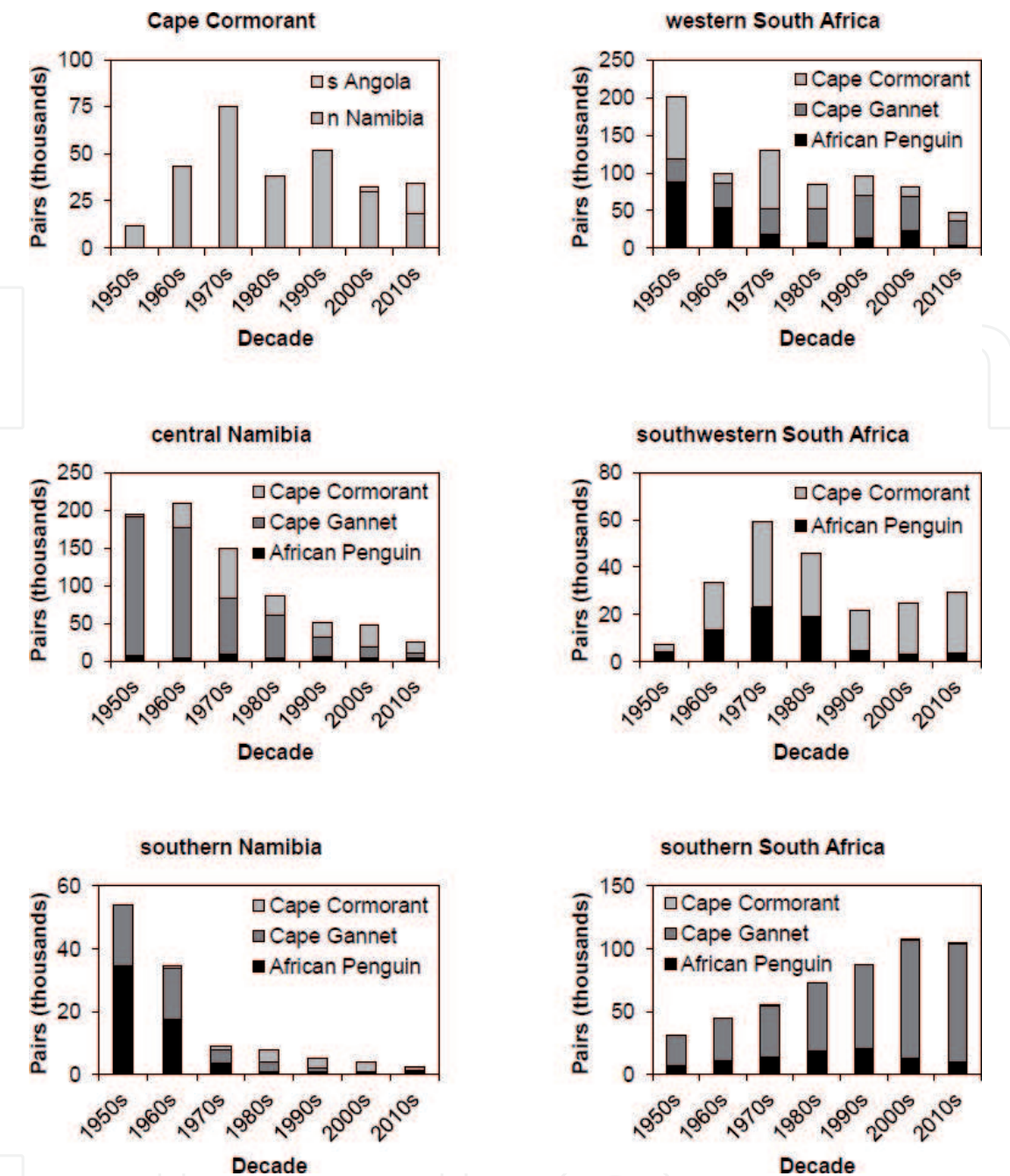


Figure 4. Average estimates of breeding pairs of African Penguins, Cape Gannets and Cape Cormorants in seven regions of the BCLME over seven decades, 1950s–2010s. Of these species, only Cape Cormorants bred in the northernmost two regions where average numbers breeding are shown in the top left box.

‘guano-producing’ seabirds trebled from c. 30,000 pairs in the 1950s to >100,000 pairs in the 2000s and 2010s, primarily as a result of a large increase in the number of Cape Gannets (Figure 4).

In summary, in the BCLME between the 1950s and 2010s there were substantial increases in numbers of Cape Cormorants in northern regions and of Cape Cormorants and Cape Gannets in southern regions, but large decreases of these two species and of African Penguins in central regions. Construction of platforms in northern Namibia facilitated a northern expansion of Cape Cormorants and the species also colonized Ilha dos Tigres in southern Angola [28]. Cape Cormorants likewise established several new colonies in the south, both at islands and mainland localities [22]. Cape Gannets were unsuccessful in attempts to form new colonies, but greatly enlarged their southernmost colony at Bird Island in Algoa Bay [23]. African Penguins formed three new colonies in the south and attempted to initiate

another southern colony, but were unable to offset huge decreases at central colonies [25]. The average numbers of the three ‘guano-producing’ seabirds taken together fell by 50% from c. 500,000 pairs in the 1950s to c. 250,000 pairs in the 2010s. Over the same period, average numbers for African Penguins decreased by c. 84% from c. 141,000 pairs to c. 23,000 pairs and for Cape Gannets by c. 49% from c. 259,000 pairs to c. 133,000 pairs. Average numbers for Cape Cormorants increased from c. 100,000 pairs in the 1950s to c. 250,000 pairs in the 1970s [15] and then decreased to c. 91,000 pairs in the 2010s.

3.3 Other seabirds

In South Africa, in addition to shifts to the south and east of the three ‘guano-producing’ seabirds reported in the previous section, there were decreased proportions of birds breeding in the north and increases in the south for Bank Cormorant *P. neglectus*, White-breasted Cormorant *P. lucidus*, Crowned Cormorant *Microcarbo coronatus*, Kelp Gull *Larus dominicanus*, Greater Crested (Swift) Tern *Thalasseus bergii* and Damara Tern *Sternula balaenarum* [29–35]. There is little or no competition by White-breasted and Crowned Cormorants, Kelp Gulls and Damara Terns with fisheries for forage resources [36], so environmental change may have influenced the redistributions of the seabirds [33].

In Namibia, in addition to the northward expansion of Cape Cormorants mentioned above, the proportion of Bank Cormorants that bred north of Ichaboe Island increased from 28% in 1995–1997 [37] to 84% in 2010 [38].

Overall there were large decreases in Bank Cormorants after the 1970s [30, 38]. In South Africa there were also decreases of Damara Terns after the 1990s [34] but populations of the other four seabirds showed stability or increased [33].

3.4 Other biota

Off South Africa, in the 1990s and 2000s there were shifts to the south and east in the distributions of three important forage resources heavily exploited by commercial fisheries: Cape rock lobster *Jasus lalandii* [39], anchovy *Engraulis encrasicolus* [40] and sardine *Sardinops sagax* [41]. The shifts may have been influenced by localised overfishing [39, 41] and environmental change [40, 42]. At the same time, an increased contribution of bearded goby *Sufflogobius bibarbatus* to the diet of Bank Cormorants off western South Africa suggested a southward expansion of the Namibian stock of this fish species [43]. When Namibia’s sardine stock collapsed in the 1960s, its range contracted to the north [44] and it was largely replaced by bearded goby, jellyfish and possibly Cape horse mackerel *Trachurus capensis* [45, 46].

4. Conservation and management

4.1 Conservation status

The conservation status of the 82 seabirds that breed in or visit the BCLME was assessed in 2018 or 2019 by the International Union for Conservation of Nature (IUCN) and is shown in **Table 1**, along with the species’ population trends [4]. Sixteen seabird species breed in the BCLME, of which seven are endemic to it and for two others the local races are endemic (**Table 1**). All nine endemic taxa and three wider-ranging species (Leach’s Storm Petrel *Hydobates leucororus*, Australian Gannet *M. serrator* and Roseate Tern *Sterna dougallii*) breed only along the coastline, whereas the other four non-endemic species (Great White Pelican,

White-breasted Cormorant, Grey-headed Gull *L. cirrocephalus* and Caspian Tern *Hydroprogne caspia*) also breed at suitable inland localities. Four of the endemic seabirds feed to a large extent on forage resources that are targeted by commercial fisheries: African Penguin, Cape Gannet and Cape Cormorant on sardine and anchovy; Bank Cormorant on rock lobster [36]. Food scarcity was a major driver of recent large decreases of these species [24], which led to all being listed by the IUCN as Endangered (EN) [47]. The other three endemic seabirds do not compete with fisheries for prey. The Crowned Cormorant population was stable but relatively small and is currently listed as Near Threatened (NT) [47], whereas Damara Tern decreased on account of disturbance at, or loss of, breeding habitat and is currently listed as Vulnerable (VU) [47–49]. The loss of breeding habitat also influenced other Benguela seabirds [24]. In 2020, Hartlaub's Gull (endemic to the BCLME) and the wider-ranging Great White Pelican, Australian Gannet, which in the BCLME hybridises with Cape Gannet [6], White-breasted Cormorant, Kelp and Grey-headed gulls, Greater Crested, Roseate and Caspian terns were globally Least Concern (LC); Leach's Storm Petrel, which mainly breeds in the northern hemisphere and has decreased, was VU [47]. However, in South Africa the small and isolated populations of Leach's Storm Petrel (c. 5 pairs) and Roseate Tern (c. 125 pairs) were regarded as Critically Endangered (CR) and EN, respectively, and the small populations of Great White Pelican (c. 2,500 pairs) and Caspian Tern (c. 310 pairs) as VU [50]. Leach's Storm Petrel and Roseate Tern have not been recorded breeding in Angola or Namibia. In 2020, six of the seven seabirds endemic to the BCLME were EN, VU or NT. Of the other nine species that breed in the BCLME, globally one was VU but regionally four were CR, EN or VU.

The 66 seabird species that migrate to the BCLME are made up of four penguins, 13 albatrosses, three prions, 18 petrels and shearwaters, five storm petrels, three tropicbirds, two boobies, two phalaropes, five skuas or jaegers, three gulls and eight terns. One pair of one of the terns (Sandwich *T. sandwicensis*) bred at Halifax Island in 2014 [51]. Three *Eudyptes* penguins were classified as EN or VU (**Table 1**). However, threats to these penguins occur mainly outside the BCLME [47]. In 2020, the Tristan Albatross *Diomedea dabbenena* was CR and the Amsterdam *D. amsterdamensis*, Northern Royal *D. sanfordi*, Sooty *Phoebastria fusca*, Atlantic Yellow-nosed *Thalassarche chlororhynchos*, Indian Yellow-nosed *T. carteri* and Grey-headed *T. chrysostoma* albatrosses were all EN. Three of the other albatrosses were VU and two were NT. The Atlantic Petrel *Pterodroma incerta* was EN, all three *Procellaria* petrels were VU or NT and two *Ardenna* shearwaters were NT. All the other migrant seabirds were LC (**Table 1**). Incidental by-catch in fisheries was a major cause of mortality and a driver of population decreases for several albatrosses and large petrels [52, 53] and is the main at-sea threat faced by such species in the BCLME [54–57]. The introduction of invasive mammal predators, such as mice, on sub-Antarctic islands, e.g. Marion and Gough islands, has had a significant impact on populations of some albatrosses and petrels that visit the BCLME, e.g. [58].

4.2 Conservation challenges

Amongst challenges facing seabirds that breed in the BCLME are geographical shifts of forage resources that led to mismatches in the distributions of the birds' breeding localities and their prey and, as a consequence, to reduced sizes of many colonies and, in instances, to one or a few localities holding large proportions of certain species' populations.

Small colonies may suffer from Allee effects, or inverse density dependence, which increase their chances of extinction [59]. For example, African Penguins that feed in groups have a greater catch per unit effort than solitary birds [60],

but diminishing colonies may become too small for sufficient foraging groups to form [59]. Dwindling colonies also mean that higher proportions of birds nest near colony edges, where eggs and chicks are at a greater risk of predation [61]. Amongst African Penguins taken to a rescue centre, females had higher mortality rates than males [62]. If a similar sex-biased mortality exists in the wild, it may skew sex ratios at small colonies. Empirical information on the performance of 41 discrete colonies of African Penguins showed that only one of 28 colonies that had fewer than 250 pairs survived for 40 years, compared to 50% of colonies with 500–1,000 pairs, 67% of those having 1,000–5,000 pairs and all larger colonies [63]. This makes it imperative to maintain colonies at sizes sufficient to have reasonable longevity.

In 2010, Mercury Island held 72% of the global population of Bank Cormorants [38] and 73% of Namibia's African Penguins [25]. In 2018, c.70% of the Cape Gannet population was at Bird Island, Algoa Bay at the eastern boundary of the BCLME [23]. In the 2010s, 54% of South Africa's Cape Cormorants bred at Dyer Island [22]. Such congregations of large proportions of a species at a single locality may offset Allee effects but render the species highly susceptible to local catastrophic events such as oil spills [64].

As indicated above, major threats to seabirds that breed in the BCLME include food scarcity, which has resulted from altered distributions of prey and overfishing, and disturbance at, or a loss of, breeding habitat. At a global perspective, a priority identified for seabird conservation was effective protection of Important Bird Area (IBA) breeding and marine IBA feeding and aggregation sites, as part of networks of Marine Protected Areas (MPAs) [52]. IBA and MPA initiatives should mitigate both the loss of breeding habitat [65] and food scarcity. Around African Penguin colonies commercial fishing of forage resources decreased numbers breeding [66], whereas closures to fishing reduced energetic costs of foraging [67] and improved chick condition and breeding success [68, 69]. Numbers of Bank Cormorants breeding showed a positive response to local availability of rock lobsters and modelling suggested that prohibition of commercial lobster catches around colonies would benefit this bird [70].

A second measure that could enhance food availability is the identification and implementation of thresholds (below which fishing would be disallowed) of forage fish abundance (or availability) that are necessary to maintain adequate reproduction and survival of dependent predators [71–73]. In addition to abundance and availability of food, quality of prey is an important consideration if energetic requirements of seabirds are to be met [43, 74, 75]. A third means to achieve sufficient food is to offset mismatches in the distributions of breeding localities and prey of seabirds through the establishment of colonies nearer to the food supply. Guano platforms in Namibia served this purpose for Cape Cormorants and an attempt to establish a new African Penguin colony in South Africa has been initiated [76].

Other threats to seabirds that breed in the BCLME include competition for breeding space [77] and high mortality from predation [78], disease [79, 80] and pollution [81]. Marine developments and operations, such as ship-to-ship bunkering, finfish aquaculture and proposed offshore windfarms, are emerging as further threats to the BCLME's breeding seabirds. Given that 63% of these seabirds are globally or regionally CR, EN, VU or NT, it will be necessary to control all factors impacting their populations.

A second priority identified for seabird conservation at a global scale was reduction of by-catch to negligible levels [52, 53]. Substantial strides have been made in mitigating seabird by-catch in South African and Namibian fisheries [54–57]. South Africa has recently committed to eradicate the house mouse *Mus musculus* from Marion Island in 2023. If successful, this is likely to reduce losses of some albatrosses and petrels that visit the BCLME.

4.3 Ecosystem role

When breeding, seabirds are central-place foragers that bring large quantities of nutrients from the ocean to their colonies. This influences the functioning of island and headland ecosystems through increasing algal growth and changing the structure of intertidal communities, which in turn increases the population sizes of some shorebird species [82]. Inputs by seabirds of nitrogen (N) and phosphorus (P) are substantial, with concentrations per unit of surface area among the highest measured on the Earth's surface. Furthermore, an important fraction of the total excreted N and P is readily soluble, increasing the short-term bioavailability of these nutrients in coastal waters [83]. Not only do seabirds have such beneficial bottom-up impacts but they may exert valuable top-down control by removing substandard individuals, thus aiding long-term survival of prey populations [84]. Seabirds also facilitate feeding by other species; e.g. African Penguins herd prey shoals upwards making them available to birds restricted to feeding near the surface [85].

5. Conclusions

The productive waters of the Benguela upwelling system provide foraging opportunities for large numbers of seabirds, including 16 species that breed in the BCLME and c. 66 species that visit it.

In the 1800s and 1900s collections of penguin eggs took place over almost 100 years but proved unsustainable. Seabird guano was extracted over >100 years but purse-seine fisheries initiated after World War 2 depleted forage resources and led to decreases of guano-producing seabirds. Recently seabird ecotourism in the BCLME has been expanding.

After the 1950s guano production decreased in the central BCLME but increased in the north and was stable in the south until the cessation of extractions at islands. After the 1970s there were decreases of and shifts to the north or south in distributions of the three 'guano-producing' seabirds. There were similar redistributions of several other seabirds. The altered distributions likely resulted from both intensive fishing and environmental change.

The conservation status of seabirds breeding in the BCLME has deteriorated. Main threats to these species include food scarcity and loss of breeding habitat, which need to be controlled if socio-economic and ecosystem benefits of seabirds are to be maintained. Although fishery by-catch and invasive mammalian predators are important threats to several seabirds that visit the BCLME, South Africa and Namibia have taken steps to mitigate these.

Acknowledgements

We thank the Benguela Current Convention for financial support, our organisations for logistical support, management authorities for permits that allowed access to breeding localities and all who assisted with data collection and Mr. F Dakwa who assisted with drawing the map.

Conflict of interest

The authors have no conflict of interest to declare.

IntechOpen

Author details

Azwianewi B. Makhado^{1*}, Rodney Braby², Bruce M. Dyer³, Jessica Kemper⁴,
Alistair M. McInnes⁵, Desmond Tom⁶ and Robert J.M. Crawford³

1 Percy FitzPatrick Institute of Africa Ornithology, DSI-NRF Centre of Excellence,
University of Cape Town, Cape Town, South Africa

2 Marine Spatial Management and Governance Project, Swakopmund, Namibia

3 Department of Environment, Forestry and Fisheries (DEFF), Cape Town,
South Africa


4 African Penguin Conservation Project, Lüderitz, Namibia

5 BirdLife South Africa, Cape Town, South Africa

6 Ministry of Fisheries and Marine Resources, Lüderitz, Namibia

*Address all correspondence to: amakhado@environment.gov.za

IntechOpen

© 2021 The Author(s). Licensee IntechOpen. This chapter is distributed under the terms of the Creative Commons Attribution License (<http://creativecommons.org/licenses/by/3.0>), which permits unrestricted use, distribution, and reproduction in any medium, provided the original work is properly cited. 

References

- [1] Parrish RH, Bakun A, Husby DM, Nelson CS. Comparative climatology of selected environmental processes in relation to eastern boundary current pelagic fish production. FAO Fisheries Report. 1983;291(3):731-777.
- [2] Crawford RJM, Jahncke J. Comparison of trends in abundance of guano-producing seabirds in Peru and southern Africa. South African Journal of Marine Science. 1999;21:145-156.
- [3] Crawford RJM, Ryan PG, Williams AJ. Seabird consumption and production in the Benguela and western Agulhas ecosystems. South African Journal of Marine Science. 1991;11:357-375.
- [4] IUCN. IUCN Red List version 2020-1 [Internet]. 2020. Available from: <https://www.iucnredlist.org> [Accessed: 2020-05-07]
- [5] Randall RM. Jackass penguins. In: Payne AIL, Crawford RJM, editors. Oceans of Life off Southern Africa. Cape Town: Vlaeberg; 1989. p. 242-256.
- [6] Ryan RM. Guide to Seabirds of Southern Africa. Cape Town: Struik Nature; 2017. 160 p.
- [7] Shelton PA, Crawford RJM, Cooper J, Brooke RK. Distribution, population size and conservation of the Jackass penguin *Spheniscus demersus*. South African Journal of Marine Science. 1984;2:217-257.
- [8] Shannon LJ, Crawford RJM. Management of the African Penguin *Spheniscus demersus* – insights from modelling. Marine Ornithology. 1999;27:119-128.
- [9] Crawford RJM, Underhill LG, Upfold L, Dyer BM. An altered carrying capacity of the Benguela upwelling ecosystem for African penguins (*Spheniscus demersus*). ICES Journal of Marine Science. 2007;64:570-576.
- [10] Crawford RJM, Williams AJ, Randall RM, Randall BM, Berruti A, Ross GJB. Recent population trends of jackass penguins *Spheniscus demersus* off southern Africa. Biological Conservation. 1990;52:229-243.
- [11] Hutchinson GE. Survey of contemporary knowledge of biogeochemistry. 3. The biogeochemistry of vertebrate excretion. Bulletin of the American Museum of Natural History. 1950;96:134-157.
- [12] Crawford RJM, Shelton PA, Cooper J, Brooke RK. Distribution, population size and conservation of the Cape Gannet *Morus capensis*. South African Journal of Marine Science. 1983;1:153-174.
- [13] Ross GJB, Randall RM. Phosphatic sand removal from Dassen Island: effect on penguin breeding and guano harvests. South African Journal of Science. 1990;86:172-174.
- [14] Berry HH. Physiological and behavioural ecology of the Cape cormorant *Phalacrocorax capensis*. Madoqua. 1976;9(4):5-55.
- [15] Crawford RJM, Dyer BM, Kemper J, Simmons RE, Upfold L. Trends in numbers of Cape Cormorants (*Phalacrocorax capensis*) over a 50-year period, 1956-57 to 2006-07. Emu. 2007;107:253-261.
- [16] Crawford RJM, Shelton PA, Cooper J, Brooke RK. Distribution, population size and conservation of the Cape Gannet *Morus capensis*. South African Journal of Marine Science. 1983;1:153-174.
- [17] Randall R, Ross GJB. Increasing population of Cape Gannets on Bird Island, Algoa Bay, and observations on breeding success. Ostrich. 1979;50:168-175.

- [18] Lewis SEF, Turpie JK, Ryan PG. Are African penguins worth saving? The ecotourism value of the Boulders Beach colony. *African Journal of Marine Science*. 2012;34:497-504.
- [19] Van Zyl H, Kinghorn J. The economic value and contribution of the Simon's Town penguin colony. Report to the City of Cape Town. Cape Town: Independent Economic Researchers; 2018. 23 p.
- [20] McInnes AM, Waller LJ, Tom D, Shannon LJ, Pichegru L, Makhado AB, Kemper J, De Sa SdAC, Crawford RJM, Carpenter-Kling T, Amaro A. Economic and ecosystem benefits of some marine top predators for parties to the Benguela Current Convention. *African Eurasian Migratory Waterbird Agreement, Benguela Current Forage Fish Workshop* 2-4 November 2020. Doc: BCFF Inf. 11. p. 1-5.
- [21] Turnstone Tours [Internet]. 2021. Available from: <https://www.turnstone-tours.com/day-tours.htm> [Accessed: 2021-01-27]
- [22] Crawford RJM, Randall RM, Cook TR, Ryan PG, Dyer BM, Fox R, Geldenhuys D, Huisamen J, McGeorge C, Upfold L, Visagie J, Waller LJ, Whittington PA, Wilke CG, Makhado AB. Cape cormorants decrease, move east and adapt foraging strategies following eastward displacement of their main prey. *African Journal of Marine Science*. 2016;38:373-383.
- [23] Sherley RB, Crawford RJM, Dyer BM, Kemper J, Makhado AB, Masotla M, Pichegru L, Pistorius PA, Roux J-P, Ryan PG, Tom D, Upfold L, Winker H. The status and conservation of Cape Gannets *Morus capensis*. *Ostrich*. 2019;90:335-346.
- [24] Crawford RJM, Makhado AB, Oosthuizen WH. Bottom-up and top-down control of the Benguela ecosystem's seabirds. *Journal of Marine Systems*. 2018;188:133-141.
- [25] Crawford RJM, Kemper J, Underhill LG. African Penguin (*Spheniscus demersus*). In Garcia Borboroglu P, Boersma PD, editors. *Penguins Natural History and Conservation*. Seattle and London: University of Washington Press; 2013. p. 211-231.
- [26] Sherley RB, Crawford RJM, de Blocq AD, Dyer BM, Geldenhuys D, Hagen C, Kemper J, Makhado AB, Pichegru L, Tom D, Upfold L, Visagie J, Waller LJ, Winker H. The conservation status and population decline of the African penguin deconstructed in space and time. *Ecology and Evolution*. 2020;10:8506-8516.
- [27] Kemper J, Simmons RE. Cape Cormorant *Phalacrocorax capensis*. In: Simmons RE, Brown CJ, Kemper J, editors. *Birds to watch in Namibia: red, rare and endemic species*. Windhoek: Ministry of Environment and Tourism and Namibia Nature Foundation; 2015. p. 158-160.
- [28] Mendelsohn JM, Haraes L. Aerial census of Cape Cormorants and Cape Fur Seals at Baía dos Tigres, Angola. *Namibian Journal of Environment*. 2018;2 Section A:1-6.
- [29] Crawford RJM. A recent increase of swift terns *Thalasseus bergii* off South Africa – the possible influence of an altered abundance and distribution of prey. *Progress in Oceanography*. 2009;83:398-403.
- [30] Crawford RJM, Cockcroft AC, Dyer BM, Upfold L. Divergent trends in Bank Cormorants *Phalacrocorax neglectus* breeding in South Africa's Western Cape consistent with a distributional shift of rock lobsters *Jasus lalandii*. *African Journal of Marine Science*. 2008;30:161-166.

- [31] Crawford RJM, Tree AJ, Whittington PA, Visagie J, Upfold L, Roxburg KJ, Martin AP, Dyer BM. Recent distributional changes of seabirds in South Africa: is climate having an impact? *African Journal of Marine Science*. 2008;30:189-193.
- [32] Crawford RJM, Whittington PA, Martin AP, Tree AJ, Makhado AB. Population trends of seabirds breeding in South Africa's Eastern Cape, and the possible influence of anthropogenic and environmental change. *Marine Ornithology*. 2009;37:159-174.
- [33] Crawford RJM, Makhado AB, Whittington PA, Randall RM, Oosthuizen WH, Waller LJ. A changing distribution of seabirds in South Africa – the possible impact of climate and its consequences. *Frontiers in Ecology and Evolution*. 2015;3:10,1-1010.
- [34] Crawford RJM, Dyer BM, Geldenhuys L, Oosthuizen WH, Makhado AB. Seabird breeding populations decrease along the arid coastline of South Africa's Northern Cape province. *Ostrich*. 2018;89:299-305.
- [35] Whittington PA, Tree AJ, Connan M, Watkins EG. The status of the Damara Tern in the Eastern Cape, South Africa. *Ostrich*. 2015;86:65-73.
- [36] Hockey, PAR, Dean WRJ, Ryan PG, Maree S, editors. *Roberts Birds of Southern Africa*. 7th ed. Cape Town: John Voelcker Bird Book Fund; 2005. 1296 p.
- [37] Crawford RJM, Dyer BM, Cordes I, Williams AJ. Seasonal pattern of breeding, population trend and conservation status of bank cormorants *Phalacrocorax neglectus* off southwestern Africa. *Biological Conservation*. 1999;87:49-58.
- [38] Roux J-P, Kemper J. 2015. Bank Cormorant *Phalacrocorax neglectus*. In: Simmons RE, Brown CJ, Kemper J, editors. *Birds to watch in Namibia: red, rare and endemic species*. Windhoek: Ministry of Environment and Tourism and Namibia Nature Foundation; 2015. p. 155-157.
- [39] Cockcroft AC, van Zyl D, Hutchings L. Large-scale changes in the spatial distribution of South African West Coast rock lobsters: an overview. *African Journal of Marine Science*. 2008;30:149-160.
- [40] Roy C, van der Lingen CD, Coetzee JC, Lutjeharms JRE. Abrupt environmental shift associated with changes in the distribution of Cape anchovy *Engraulis encrasicolus* spawners in the southern Benguela. *African Journal of Marine Science*. 2007;29: 309-319.
- [41] Coetzee JC, van der Lingen CD, Hutchings L, Fairweather TP. Has the fishery contributed to a major shift in the distribution of South African sardine? *ICES Journal of Marine Science*. 2008;65:1676-1688.
- [42] Blamey L, Shannon LJ, Bolton JJ, Crawford RJM, Dufois F, Evers-King H, Griffiths CL, Hutchings L, Jarre A, Rouault M, Watermeyer KE, Winker H. Ecosystem change in the southern Benguela and the underlying processes. *Journal of Marine Systems*. 2015;144:9-29.
- [43] Dyer BM, Cooper J, Crawford RJM, Sherley RB, Somhlaba S, Cockcroft A, Upfold L, Makhado AB. Geographical and temporal variation in the diet of Bank Cormorants *Phalacrocorax neglectus* in South Africa. *Ostrich*. 2019;90: 373-390.
- [44] Crawford RJM. Food, fishing and seabirds in the Benguela upwelling system. *Journal of Ornithology*. 2007;148 (Suppl 2):S253-S260.
- [45] Crawford RJM, Cruickshank RA, Shelton PA, Kruger I. Partitioning of

a goby resource amongst four avian predators and evidence for altered trophic flow in the pelagic community of an intense, perennial upwelling system. *South African Journal of Marine Science*. 1985;3:215-228.

[46] Roux, J-P, van der Lingen CD, Gibbons MJ, Moroff N, Shannon LJ, Smith AD, Cury PM. Jellyfication of marine ecosystems as a consequence of overfishing small pelagic fish: lessons from the Benguela. *Bulletin of Marine Science*. 2013;89:249-284.

[47] BirdLife International. IUCN Red List for birds. 2020. [Internet]. Available from <http://www.birdlife.org> [Accessed: 2020-04-28]

[48] Braby J. The conservation and biology of the Damara Tern in Namibia. [thesis] Cape Town: University of Cape Town; 2011.

[49] Braby J, Braby RJ, Braby N, Simmons RE. Protecting Damara Terns *Sterna balaenarum* from recreational disturbance in the Namib Desert increases breeding density and overall success. *Ostrich*. 2009;80:71-75.

[50] Taylor MR, Wanless RM, Peacock F, editors. The Eskom red data book of birds of South Africa, Lesotho and Swaziland. Johannesburg: BirdLife South Africa; 2015. 464 p.

[51] Kemper J. Erster brutnachweis der Brandseeschwalbe (*Thalasseus sandvicensis*) in Namibia. *Seevögel*. 2015;36(3):11.

[52] Croxall JP, Butchart SHM, Lascelles B, Stattersfield AJ, Sullivan B, Symes A, Taylor P. Seabird conservation status, threats and priority actions: a global assessment. *Bird Conservation International*. 2012;22:1-34.

[53] Dias MP, Martin R, Pearmain EJ, Burfield IJ, Small C, Phillips RA, Yates O, Lascelles B, Borboroglu PG, Croxall JP.

Threats to seabirds: A global assessment. *Biological Conservation*. 2019;237:525-537.

[54] Petersen SL, Honig MB, Ryan PG, Underhill LG. Seabird bycatch in the pelagic longline fishery off southern Africa. *African Journal of Marine Science*. 2009;31:191-204.

[55] Petersen SL, Honig MB, Ryan PG, Underhill LG, Goren M. Seabird bycatch in the demersal longline fishery off southern Africa. *African Journal of Marine Science*. 2009;31:205-214.

[56] Rollinson DP, Wanless RM, Ryan PG. Patterns and trends in seabird bycatch in the pelagic longline fishery off South Africa. *African Journal of Marine Science*. 2017;39:9-25.

[57] Da Rocha N, Oppel S, Prince S, Matjila S, Shaanika TM, Naomab C, Yates O, Paterson JRB, Shimooshili K, Frans E, Kashava S, Crawford R. Reduction in seabird mortality in Namibian fisheries following the introduction of bycatch regulation. *Biological Conservation*. 2021;253: 108915.

[58] Davies D, Dilley BJ, Bond AL, Cuthbert RJ, Ryan PG. Trends and tactics of mouse predation on Tristan Albatross *Diomedea dabbenena* chicks at Gough Island, South Atlantic Ocean. *Avian Conservation and Ecology*. 2015;10(1):5.

[59] Ryan PG, Edwards L, Pichegru L. African penguins *Spheniscus demersus*, bait balls and the Allee effect. *Ardea*. 2012;100:89-94.

[60] McInnes AM, McGeorge C, Ginsberg S, Pichegru L, Pistorius PA. Group foraging increases foraging efficiency in a piscivorous diver, the African penguin. *Royal Society open science*. 2017;4:170918.

[61] Cordes I, Crawford RJM, Williams AJ, Dyer BM. Decrease of

- African Penguins at the Possession Island group, 1956-1995 – contrasting trends for colonial and solitary breeders. *Marine Ornithology*. 1999;27:117-126.
- [62] Pichegru L, Parsons NJ. Female-biased mortality in African penguins. *African Journal of Marine Science*. 2014;36:279-282.
- [63] Crawford RJM, David JHM, Shannon LJ, Kemper J, Klages NTW, Roux J-P, Underhill LG, Ward VL, Williams AJ, Wolfaardt AC. African Penguins as predators and prey – coping (or not) with change. *South African Journal of Marine Science*. 2001;23:435-447.
- [64] Crawford RJM, Davis SA, Harding R, Jackson LF, Leshoro TM, Meyer MA, Randall RM, Underhill LG, Upfold L, Van Dalsen AP, Van der Merwe E, Whittington PA, Williams AJ, Wolfaardt AC. Initial impact of the *Treasure* oil spill on seabirds off western South Africa. *South African Journal of Marine Science*. 2000;22:157-176.
- [65] Ludynia K, Kemper J, Roux J-P. The Namibian Islands' Marine Protected Area: using seabird tracking data to define boundaries and assess their adequacy. *Biological Conservation*. 2012;156:136-145.
- [66] Ludynia K, Waller LJ, Sherley RB, Abadi F, Galada Y, Geldenhuys D, Crawford RJM, Shannon LJ, Jarre A. Processes influencing the population dynamics and conservation of African Penguins on Dyer Island, South Africa. *African Journal of Marine Science*. 2014;36:253-267.
- [67] Pichegru L, Grémillet D, Crawford RJM, Ryan PG. Marine no-take zone rapidly benefits Endangered penguin. *Biology Letters*. 2010;6:498-501.
- [68] Sherley RB, Winker H, Altwegg R, van der Lingen CD, Votier SC, Crawford RJM. Bottom-up effects of a no-take zone on endangered penguin demographics. *Biology Letters*. 2015;11:20150237:1-4.
- [69] Sherley RB, Barham BJ, Barham PJ, Campbell KJ, Crawford RJM, Grigg J, Horswill C, McInnes A, Morris TL, Pichegru L, Steinfurth A, Weller F, Winker H, Votier SC. Bayesian inference reveals positive but subtle effects of experimental fishery closures on marine predator demographics. *Proceedings of the Royal Society B*. 2018;285:20172443:1-9.
- [70] Sherley RB, Botha P, Underhill LG, Ryan PG, van Zyl D, Cockcroft AC, Crawford RJM, Dyer BM, Cook TR. Defining ecologically-relevant scales for spatial protection using long-term data on an endangered seabird and local prey availability. *Conservation Biology*. 2017;31:1312-1321.
- [71] Cury PM, Boyd IL, Bonhommeau S, Anker-Nilssen T, Crawford RJM, Furness RW, Mills JA, Murphy EJ, Österblom H, Paleczny M, Piatt JF, Roux J-P, Shannon L, Sydeman WJ. Global seabird response to forage fish depletion – one-third for the birds. *Science*. 2011;334:1703-1706.
- [72] Robinson WML, Butterworth DS, Plaganyi EE. Quantifying the projected impact of the South African sardine fishery on the Robben Island penguin colony. *ICES Journal of Marine Science*. 2015;72:1822-1833.
- [73] Crawford RJM, Sydeman WJ, Thompson SA, Sherley RB, Makhado AB. Food habits of an endangered seabird indicate recent poor availability of abundant forage resources. *ICES Journal of Marine Science*. 2019;76:1344-1352.
- [74] Grémillet D, Pichegru L, Kuntz G, Woakes AG, Wilkinson S, Crawford RJM, Ryan PG. A junk-food hypothesis for gannets feeding on

fishery waste. Proceedings of the Royal Society, London Biological Series. 2008;18:1-8.

[75] Ludynia K, Roux J-P, Jones R., Kemper J, Underhill LG. Surviving off junk: low-energy prey dominates the diet of African penguins *Spheniscus demersus* at Mercury Island, Namibia, between 1996 and 2009. African Journal of Marine Science. 2010;32:563-572.

[76] BirdLife South Africa. Proposal to re-establish an African Penguin colony at De Hoop Nature Reserve. Cape Town: BirdLife South Africa; 2016. 18 p.

[77] Crawford RJM, David JHM, Williams AJ, Dyer BM. Competition for space: recolonising seals displace endangered, endemic seabirds off Namibia. Biological Conservation. 1989;48:59-72.

[78] Makhado AB, Crawford RJM, Underhill LG. Impact of predation by Cape fur seals *Arctocephalus pusillus pusillus* on Cape gannets *Morus capensis* at Malgas Island, Western Cape, South Africa. African Journal of Marine Science. 2006;28:681-687.

[79] Waller LJ, Underhill LG. Management of avian cholera *Pasturella multocida* outbreaks on Dyer Island, South Africa, 2002-2005. African Journal of Marine Science. 2007;29:105-111.

[80] Molini U, Aikukutu G, Roux J-P, Kemper J, Ntahonshikira C, Marruchella G, Khaiseb S, Cattoli G, Dundon W. Avian influenza H5N8 outbreak in African Penguins (*Spheniscus demersus*), Namibia, 2019. Journal of Wildlife Disease. 2020;56:214-218.

[81] Wolfaardt AC, Williams AJ, Underhill LG, Crawford RJM, Whittington PA. Review of the rescue, rehabilitation and restoration of oiled seabirds in South Africa, especially African penguins *Spheniscus demersus*

and Cape gannets *Morus capensis*, 1983-2005. African Journal of Marine Science. 2009;31:31-54.

[82] Bosman AL, Hockey PAR. The influence of seabird guano on the biological structure of rocky intertidal communities on islands off the west coast of southern Africa. South African Journal of Marine Science. 1988;7:61-68.

[83] Otero LX, de la Peña-Lastra S, Pérez-Alberti A, Ferreira TO, Huerta-Diaz MA. Seabird colonies as important global drivers in the nitrogen and phosphorus cycles. Nature Communications. 2018;9:246.

[84] Tucker S, Hipfner JM, Trudel M. Size- and condition-dependent predation: a seabird disproportionately targets substandard individual juvenile salmon. Ecology. 2016;97:461-471.

[85] McInnes AM, Pistorius PA. Up for grabs: prey herding by penguins facilitates shallow foraging by volant seabirds. Royal Society open science. 2019;6:190333.