

# We are IntechOpen, the world's leading publisher of Open Access books Built by scientists, for scientists

6,900

Open access books available

186,000

International authors and editors

200M

Downloads

Our authors are among the

154

Countries delivered to

TOP 1%

most cited scientists

12.2%

Contributors from top 500 universities



WEB OF SCIENCE™

Selection of our books indexed in the Book Citation Index  
in Web of Science™ Core Collection (BKCI)

Interested in publishing with us?  
Contact [book.department@intechopen.com](mailto:book.department@intechopen.com)

Numbers displayed above are based on latest data collected.  
For more information visit [www.intechopen.com](http://www.intechopen.com)



# Sugarcane Breeding for Enhanced Fiber and Its Impacts on Industrial Processes

*Pietro Sica*

## Abstract

For centuries, sugar has been virtually the only commercialized product derived from sugarcane. Traditionally, sugarcane breeding programs focused exclusively on the increase of the sucrose content, abandoning characteristics such as biomass yield and fiber content. Recently, sugarcane gained prominence also for its potential in terms of biomass production. As a result, some sugarcane breeding programs began to look for ways to increase fiber content and biomass yield instead of sugar content. In the 1980s, Alexander created the concept of energy cane. Here we review the changes in the sugarcane breeding programs related to enhanced fiber instead of sugar content. Compare the energy generation of energy cane with other biomass crops. Also, the recent changes in the biomass and biofuels scenario, focusing on topics as 2G ethanol and the RenovaBio program, from the Brazilian Government, which will give carbon credits to biofuels. Although several studies demonstrate its potential for biomass production, energy cane is still a new technology on an experimental scale and has been struggling to reach and establish on a commercial scale. However, policies and new technologies are increasing the demand for lignocellulosic material. Therefore, this chapter connects these points and shows the potential of this new plant material for the coming years.

**Keywords:** energy cane, bioenergy, 2G ethanol, RenovaBio, cane breeding, biomass

## 1. Introduction

Sugarcane is the most produced crop in the world, yielding about 1,890 million tons on approximately 26.8 million hectares. About 40.6% of the world's production was in Brazil. Asia (38.2%) also stands out, especially with countries such as India (18.4%) and China (6.5%), which are the second and third largest producers in the world, respectively. However, due to its high yields (70.6 tons/ha), the sugarcane harvested area is lower than other production main crops such as wheat, maize, and rice [1].

Dry matter of sugarcane is composed of sugar, mostly sucrose, and fiber (cellulose, hemicelluloses, and lignin) [2]. Studies have shown that sugarcane commercial hybrids stem is composed of about 14–18% sucrose and 12–15% fiber. The rest consists of water, minerals, and other substances [3, 4].

Worldwide, sugarcane is primarily grown as a source of sugar, providing around 70% of the world's sugar demand [5]. In 2018/2019, the world sugar production is expected to yield about 188 million metric tons of raw sugar, of which 68 million

will be produced in Brazil and India [6]. In 2017, world ethanol production was about 27.05 billion gallons—the United States was the world’s largest producer (58%), followed by Brazil (26%). However, the vast majority of US ethanol is produced from corn, while Brazil primarily uses sugarcane [7]. For this reason, traditionally, sugarcane breeding programs have focused on increasing the sugar content.

Sugarcane bagasse and straw have a high content of fiber and can be used for energy purposes according to four platforms: cogeneration, production of second-generation bioethanol, gasification to produce syngas, or generation of biogas, and pyrolysis to produce bio-oil and biochar [8–10]. In 2018, in the Brazilian final energy consumption sugarcane products represented 17.2% of all energy consumed in Brazil, of which 10.8% was from the sugarcane bagasse and 6.4% from ethanol, those products together were higher than mineral coal (14.4%), natural gas (11.4) and firewood (9.1%) [11].

Thus, sugarcane has great potential as a source of bioenergy. This review will present and discuss the traditional breeding programs that aim to increase sucrose content and the shift of this paradigm, focusing on the increase of biomass and fiber for bioenergy generation. In addition to the prospects for the use of biomass as a renewable and sustainable source of energy in the coming years.

2. Sugarcane breeding

Sugarcane is a crop that belongs to the genus *Saccharum* L. in the Poaceae family. Its genus includes six different species with variable sizes and numbers of chromosomes: *S. officinarum*, *S. spontaneum*, *S. robustum*, *S. barberi*, *S. sinense*, and *S. edule*. There are four genera closer to *Saccharum* L. that can readily interbreed (*Sclerostachya*, *Miscanthus*, *Narenga*, and *Erianthus*), forming the ‘*Saccharum* complex’. Three gene pools for sugarcane were proposed (Table 1).

One of the biggest challenges for taxonomists and molecular biologists is that ‘*Saccharum* complex’ genera have a high level of polyploidy and aneuploidy, that is, an unbalanced number of chromosomes. Therefore, the complexity and size of the sugarcane genome are limitations in genetic improvement [12, 14]. Excessive non-flowering is one of the desirable characteristics of a sugarcane cultivar because flowering causes a pithing process in the stalks. However, flowering is a crucial characteristic in a breeding program, making it necessary for breeding stations to be built in specific locations where these phenotypes may flower regularly and have fertility. Another challenge for sugarcane breeders is the time. In Brazil, the breeding program takes from 11 to 13 years starting from the first crossbreeding performed until the release of a cultivar, since it is necessary to evaluate the clones on diseases and pests, as well as their productivity in different environments [15].

Gene pool	Genera examples	Ease of crossing	Hybrids
GP-1	<i>S. officinarum</i> clones, <i>S. robustum</i> , <i>S. spontaneum</i> , <i>Erianthus</i> and <i>Miscanthus</i>	Easy	Fertile
GP-2	Remainder of ‘ <i>Saccharum</i> complex’	Some biological barriers make it more difficult	Tend to be sterile
GP-3	<i>Sorghum</i> and <i>Zea</i>	Needs techniques to enable gene transfer	Weak, lethal, or completely sterile

**Table 1.**  
*Proposed gene-pools for sugarcane and potential genera to be used in sugarcane breeding programs (adapted from [12, 13]).*

## 2.1 Traditional sugarcane breeding

Until the 19th century, the most cultivated species was *Saccharum officinarum* because of its high sugar content [12]. Thereafter, sugarcane breeders that were interested in increasing disease resistance and yield crossed *S. officinarum* with a wild and vigorous relative, *S. spontaneum*, and then backcrossed the hybrids to *S. officinarum* [16]. The hybridization of both genera resulted in modern cultivars with chromosome numbers ranging from 100 to 130 [17], of which 80% originate from *S. officinarum* and 10–15% from *S. spontaneum*, with about 5–10% being recombinant chromosomes [18, 19].

*S. officinarum* was first found growing in gardens in the aborigines of New Guinea, a humid and high-temperature region. Later, it began to be used as raw material for sugar production, playing an important social, economic, and cultural role during the colonial period [20]. *S. spontaneum* is a grassy wild species found in diverse environments from Africa to Southeast Asia and the Pacific Islands. Since it evolved in such different environments, it has a wide gene pool, can adapt to different climate characteristics and is resistant to diseases to which *S. officinarum* is susceptible [21, 22].

Later, during the 20th century, sugarcane breeding programs were expanded, and all the efforts were still concentrated on increasing the sugarcane yield for sugar. Current levels of sugar yields are difficult to overcome, especially when considering the management systems and the carbon partition between the accumulation of sucrose and plant growth [23, 24]. The initial success of some breeding programs and subsequent stagnation in the genetic gains of sugarcane can be seen in the yield variation in the US, Brazil, and the World in the last fifty years, especially in the last decade [25].

In 1989, [22] described the ‘modern’ (1890–1989) sugarcane breeding process by dividing it into three phases. The first phase involved crossing and selecting among *S. officinarum* clones. By that time several clones were used by sugar industries worldwide. Those clones had commercial milling qualities such as sugar content, low fiber, and low impurity levels. However, they were susceptible to some diseases and had low vigor and ratooning performance. The second phase required developing interspecific hybrids by crossing the selected clone in the first phase with other species, which is normally part of the ‘*Saccharum* complex’. *S. spontaneum* has high adaptability to diverse environments, disease resistance, high vigor, and ratooning capacity. Because of this, it was mostly used in the interspecific cross with *S. officinarum*. To increase sugar content and stalk size, breeders used a process called “nobilization”. Nobilization was based on backcrossing the initial hybrids with *S. officinarum* clones to increase the sugar content and the stalk size. The third phase was the multiplication and exploitation of the hybrids obtained in the second phase [12].

This breeding process, however, led to the narrowing of the genetic base of sugarcane breeding programs [21, 22]. Backcrossing sugarcane hybrids with *S. officinarum*, despite increasing the sugar content reduces fiber content and vigor, as the varieties are more susceptible to abiotic stresses and diseases [26]. Thus, the commercial average yield of sugarcane is about 25% of the potential field yield of fresh biomass in optimum conditions, 400 tons per hectare [27]. Because of these concerns, the interest in genetic diversity increased and sugarcane breeders saw a potential opportunity to introgress new genes into commercial hybrids [28]. The ‘*Saccharum* complex’ fiber and sugar content is presented in **Table 2** [29].

## 2.2 Sugarcane breeding for fiber and the energy cane concept

After more than 100 years of looking to increase sugar yield, by the beginning of this century sugarcane breeding programs started to search for a new type of cane,



Species (n)	Sucrose (%)	Reducing sugar (%)	Fiber (%)
Erianthus maximus (3)	2.24 ± 0.44	0.73 ± 0.23	26.4 ± 0.9
Erianthus arundinaceus (2)	0.62 ± 0.16	0.61 ± 0.17	30.3 ± 0.3
Miscanthus floridulus (5)	3.03 ± 0.56	0.79 ± 0.24	51.0 ± 2.0
Saccharum spontaneum (30)	5.35 ± 0.38	1.66 ± 0.06	31.8 ± 0.9
Saccharum robustum (10)	7.73 ± 0.83	0.27 ± 0.02	24.8 ± 1.6
Saccharum sinense (2)	13.45 ± 0.02	0.38 ± 0.08	12.8 ± 2.0
Saccharum officinarum (25)	17.48 ± 0.35	0.32 ± 0.02	9.8 ± 0.4
n = number of evaluated accessions.			

**Table 2.**  
Levels of sucrose, reducing sugars, and fiber in access of ancestral genera and species of sugarcane [9, 29].

focusing on high yield and fiber for bioenergy generation [9, 30]. Now the goal of some breeding programs is to produce hardy plants with less juice and higher fiber productivity. A new introgression process is being used, this time replacing sugar plants with fibrous plants (see **Tables 1** and **2**). Reducing the sugar and increasing the fiber content would make plants more rustic, bringing about economic and environmental benefits as well as increased resistance to pests and diseases [9].

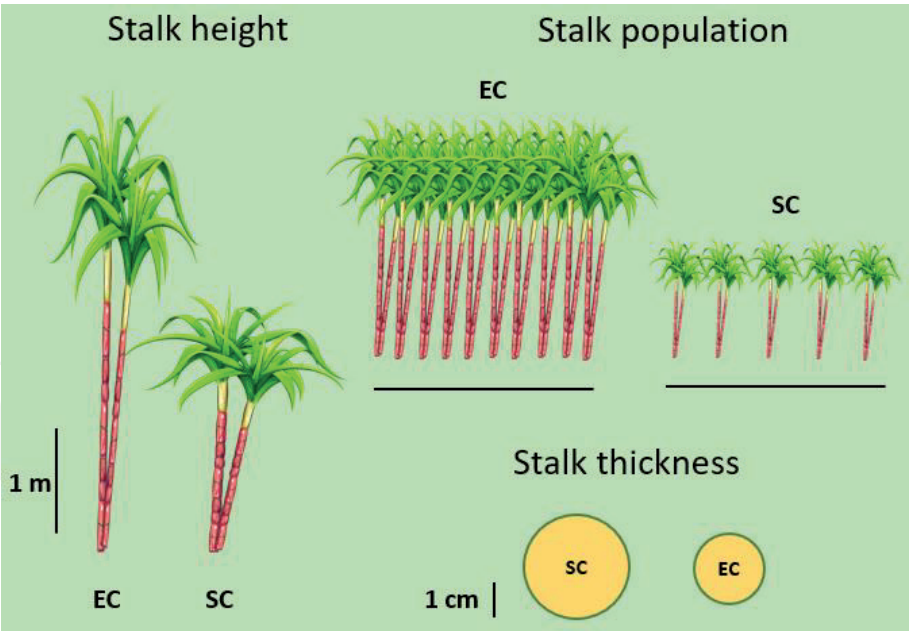
In the 1970s, in Puerto Rico, Alexander [31] already drew attention to “changing the focus on the ‘qualitative side’ features of sugarcane, as sugar yield, to the ‘quantitative side,’ such as green yield.” He was one of the first breeders to use the energy cane concept in 1985. By that time, Alexander affirmed that if the energy cane were harvested with leaves and the top, it would increase the total biomass by 100%, with a penalty of 25–35% of sucrose [30, 31]. Energy cane can also be cultivated on marginal soil, optimizing the use of land [30] because it has a deeper root system, exploring better the soil’s nutrients and water. For this reason, it has a big potential to be cultivated in 32 million hectares of degraded pastures in Brazil, more than the agricultural area of Europe [32].

Energy cane also differs from sugarcane in terms of the stalk morphology and the population. **Figure 1** summarizes the differences between energy cane and sugarcane on the stalk morphology and population. Energy cane stalk height is from 4 to 6 m, whereas sugarcane stalk is smaller, from 2 to 2.5 m [33, 34]. However, the sugarcane stalk is thicker than the energy cane. The diameter of the sugarcane stalk is, on average, 3.5 cm, whereas the energy cane ranges from 1.5 to 2 cm [32]. In terms of population, the cultivation of energy cane can have from two to three times more plants per area when compared to the traditional cultivation systems of sugarcane [32].

According to [35] to obtain energy cane cultivars, breeding programs should:

- i. maintain a germplasm collection with high genetic diversity in sugar and fiber content.
- ii. perform genetic crosses between modern hybrids of sugarcane (high sugar) and accesses of the genus *Saccharum* (high fiber).
- iii. produce large amounts of seedlings and select superior individuals.

To better understand sugarcane as an energy crop and to facilitate well-focused and effective genetic improvement programs, [36] classified the energy cane into three distinctive types. The first is sugarcane, composed primarily of sugars, with



**Figure 1.**  
Comparison between the characteristics of the stalks of sugar cane and energy cane: height, thickness, and population. EC: energy cane and SC: sugarcane. Sources: adapted from [32–34].

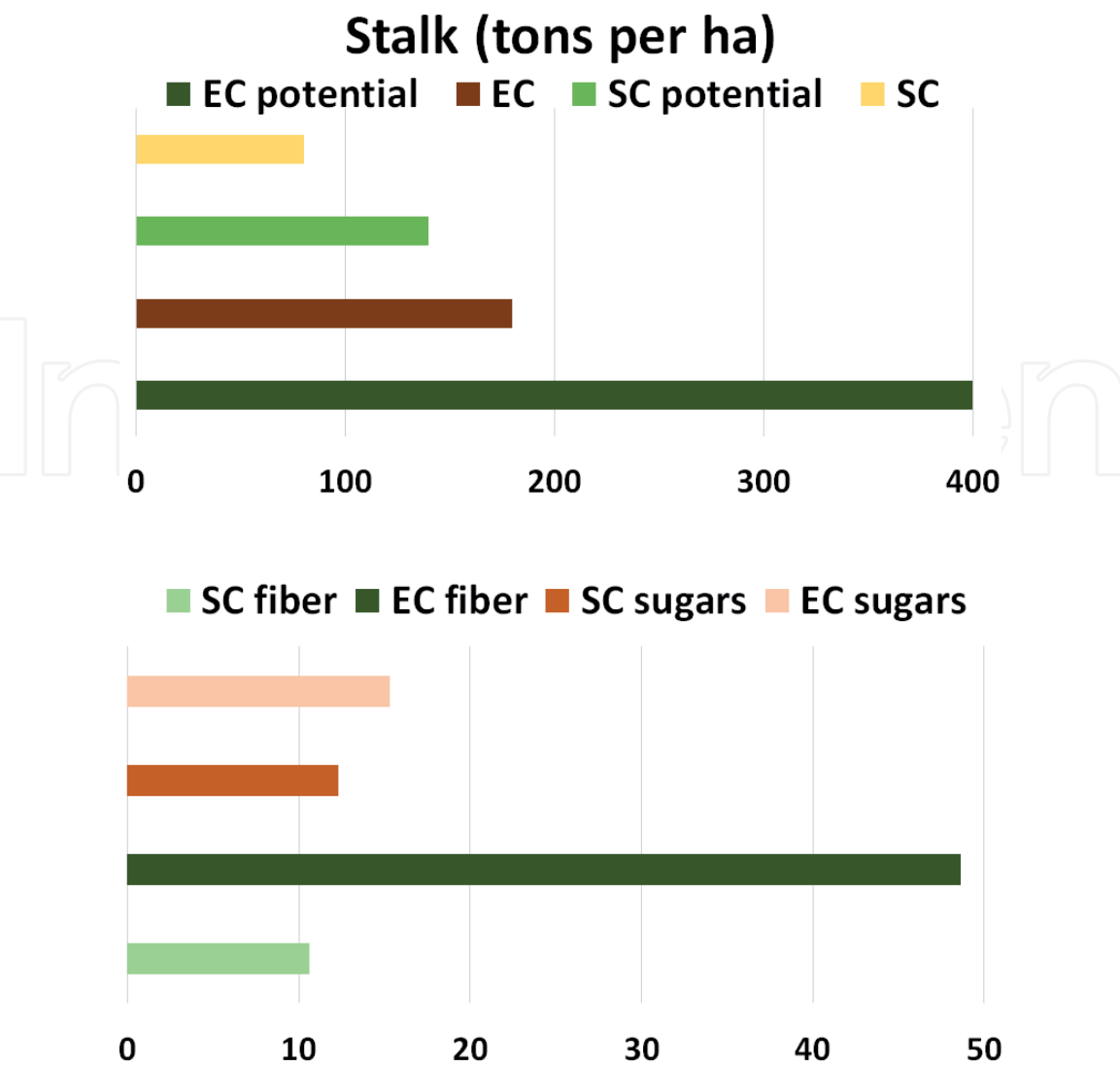
a juice with a high concentration of sucrose, high purity, which can be used in both sugar and ethanol production. Type I energy cane is like conventional sugarcane but has higher fiber content and less sucrose. Its juice's purity is lower and is not recommended for sugar production. Type II energy cane has only a marginally content of sugar and higher fiber than that of Type I, and it should be used exclusively for biomass production.

One of the pioneer programs for introgression in energy cane started in the 1980s in Barbados. One hybrid, WI79460, achieved yields of 112 tons of biomass and 46 tons of dry mass per hectare, a gain of 73% when compared to a commercial cultivar used in sugar production, B77602 (26.7 tons of dry mass per hectare). WI79460 also had a relatively high sucrose production per hectare of 10.4 tons, 77.03% of the sucrose produced by the B77602 [4, 9].

In Brazil, CanaVialis has started an introgression program for fiber content, and preliminary studies already show enormous potential. A commercial hybrid was crossed with *S. spontaneum* and the best F<sub>1</sub> clone was reproduced and compared with one of the most used commercial hybrids in Brazil, RB72454. The number of stalks per linear meter was 40, which is a high value when compared with the commercial hybrid that has 14 stalks per linear meter. The total fiber per hectare was also higher. The selected clone produced 40.25 tons of fiber per hectare, which was 136% higher than that of the commercial hybrid (17 tons per hectare). However, the sugar production per hectare and the purity of the extracted juice was lower in the energy cane [3]. **Figure 2** compares the production and potential production of energy cane and sugarcane in tons of stalks, fiber, and sugars per hectare.

Since 2001, USDA scientists at the Sugarcane Research Laboratory in Houma, Louisiana, are assessing the energy potential of high-fiber sugarcane. In 2007, in the Louisiana sugar belt, three sugarcane varieties with fiber content higher than 16% were released for use as feedstocks for the production of bioenergy. These varieties, however, are disqualified for use in commercial sugar production operations [37].

Based on the above, energy cane is a result of recent breeding programs and may be an alternative to be integrated with the traditional ethanol and sugar production processes.



**Figure 2.** Energy cane and sugarcane biomass, fiber, and sugar production and potential production per hectare. EC: energy cane and SC: sugarcane. Sources: adapted from [4, 25, 30, 32].

### 3. Fiber as a source of energy

To be considered a sustainable biomass source, the plant should meet humanity’s energy needs, without competing with food production. For that, fibrous plants should be prioritized, instead of starch and oilseed plants [38]. In 2014, in the review “The potential of energy cane as the main biomass crop for the cellulosic industry”, [9] listed five characteristics of the use of fibrous plants as biomass, citing [38–43]:

- i. C4 plants with high efficiency in assimilate the solar energy and convert it into biomass, with the less possible amount of water, nutrients, and other inputs.
- ii. possibility of application of agricultural technology in large-scale production.
- iii. perennial but growth and long-term canopy to allow harvest during most of the year.
- iv. easily and efficiently processed into usable forms of energy.

- v. sustainable economically and environmentally, that is, not compete with food production, being able to be cultivated in marginal lands, with social-benefit consequences and having a high rate of carbon (C) balance.

The fibrous stem with low sugar content makes the energy cane more valuable to produce 2G ethanol and bioelectricity. However, the sugarcane price in Brazil is determined based on the sugar content and purity, and the sugarcane's end use, either sugar or ethanol [44, 45]. Thus, this payment method still encourages the production of the traditional sugarcane, to produce sugar and ethanol, being an obstacle to the cultivation of energy cane by sugarcane suppliers. Therefore, it is still necessary to have policies and to develop a payment method that considers the fiber content and the production of bioelectricity and 2G ethanol.

### **3.1 Energy cane as biomass and 2G ethanol**

In the last decades, due to the increasing prices of electricity sold to the grid, specific incentive policies, and public-private initiatives, the Brazilian sugarcane industry increased its focus on cogeneration [35]. From 2013, the amount of commercialized surplus electricity from the plant is higher than the self-consumed, achieving a ratio of 60% and 40% in 2015 [46].

Cellulosic ethanol is a biofuel produced from extracted cellulose from the fibers of a vegetable. In the case of sugarcane, the primary input used in Brazil to produce 2G ethanol is obtained by processing the bagasse after extracting the juice or even the straw. As about half of the energy from sugarcane is present in its lignocellulosic fibers (bagasse and straw), it would be possible to produce more ethanol and electricity with the same amount of material and planted area [47, 48]. The energy cane can provide more fiber for the industrial process, supplying the cogeneration and bioelectricity production, and increasing the amount of bagasse that can be used for the 2G ethanol production. In Brazil, three companies already started to use the second-generation ethanol technology, with a total capacity of 124 million liters of second-generation ethanol per year:

- i. Raízen, in a plant located in Piracicaba-SP, since 2014 producing ethanol from bagasse and straw, being able to increase by 50% the ethanol production without expanding the area of cultivation, producing biofuel even during the off-season for sugarcane, from December until March, and reducing carbon emissions during production, creating a cleaner fuel. The plant can produce 42 million liters of ethanol [49];
- ii. GramBio, also started the commercial plant in 2014. The plant, Bioflex 1, is in São Miguel dos Campos, in the state of Alagoas, in the Northeast region, and its initial production capacity is 82 million liters of ethanol per year from energy cane bagasse and straw [50].
- iii. CTC (Sugarcane Technology Center) has a pilot plant in São Manoel-SP, producing about 3 million liters of 2G ethanol per year from sugarcane straw and bagasse [51].

The 2G ethanol substrate is more diluted than the 1G ethanol, generating higher volumes of vinasse per liter of ethanol produced with a chemical composition different than the traditional 1G vinasse [52–54]. However, due to the high acetic acid concentration and to the low content of furans, which can inhibit the anaerobic digestion process, biogas production from 2G ethanol vinasse can have satisfactory



performance, when compared to 1G ethanol vinasse [54]. The filter cake is rich in nutrients and can also be used integrated with the vinasse to increase the biogas production efficiency [55]. If ensiled, the energy cane can be stored for up to six months and be used to feed the biogas process in the period when the ethanol plant is not in operation [56]. Also, according to [56], in terms of energy generation per cultivated area, the production of biogas from sugarcane bagasse is more advantageous than the production of 2G ethanol. Thus, it is also possible to consider a biogas production plant integrated with a 2G ethanol plant to increase the bioenergy generation.

The second-generation ethanol has great potential to increase the biofuel production in Brazil without increasing the sugarcane cultivation area [57]. However, this technology is not considered viable yet, needing to overcome some challenges, including the pretreatment and hydrolysis conditions to release the fermentable sugars [58]. Although these challenges need to be faced, the second-generation ethanol from sugarcane and energy cane can become a reality in Brazil for three reasons:

- i. the Federal Government has incentive programs, and the commercialization of carbon credits is going to be one more economical and environmental advantage for this product [59–61];
- ii. this technology is still in a learning curve period, and it is expected that 2G technologies are going to become more competitive in the future [62, 63];
- iii. the cultivation of energy cane will boost the availability of fiber in the industry [64].

However, to process the energy cane in the ethanol plant is still challenging. Different conditions for milling and pretreatments may be required [9, 37]. Although the primary energy and sugar production per hectare is higher for energy cane when compared to the traditional sugarcane, the sugar concentration in the juice is lower and fiber content is higher. All the extraction process in the plant are adapted for sugarcane, thus, these differences raise concerns about processing energy cane, as mentioned by [65]:

- i. sugar extraction: still need to be studied which process is better for it: mill or diffuser; the amount of water required for imbibition; the energy requirement for the extraction; and the extraction efficiency, which is expected to be reduced as the % of fiber increases;
- ii. steam consumption; more imbibition water and increase in % fiber will require more steam for the processing of energy cane. However, it is also expected that a greater amount of fiber will be supplied to the cogeneration, having a positive balance in the steam generation:consumption;
- iii. processing: needs to be reevaluated to maximize the products revenue

### **3.2 RenovaBio and energy cane**

It is expected that the second-generation ethanol production in Brazil will increase and achieve about 2 billion liters in 2030, almost 20 times more than the current production [59] due to a new Federal Government program, the RenovaBio. In the RenovaBio, biofuel producers will receive one financial title

	Sugarcane <sup>a</sup>	Energy cane <sup>a</sup>	Sweet sorghum <sup>b</sup>	Eucalyptus <sup>c</sup>
Crop cycles (months)	10 to 12	10 to 15	3.5	96
Number of cycles year <sup>-1</sup>	1	1	2	0.125
Yield (t ha <sup>-1</sup> year <sup>-1</sup> )	70	200	60	24
Brix (% juice)	13 to 15	10 to 12	11 to 13	—
Fiber (% cane)	13.5	26.7	13	—
Biomass (t ha <sup>-1</sup> year <sup>-1</sup> )	175	50	15.6	24
Calorific power (Mcal t <sup>-1</sup> )	2,275	2,275	3,281	4,600
Mcal ha <sup>-1</sup> year <sup>-1</sup>	39,813	113,750	51,184	110,400

<sup>a</sup>[3, 25, 66–68].  
<sup>b</sup>[66, 69].  
<sup>c</sup>[70–72].

**Table 3.**  
*Comparison of the potential energy generation per hectare per year among biomass crops.*

equivalent to carbon credits called CBIO, which corresponds to one ton of CO<sub>2</sub> that is no longer emitted due to the biofuel production. Fuels distributors will have an obligation to buy CBIOs and it will also be available to any interested investor [60, 61]. The energy cane juice contains 9.8% of fermentable sugars, less than half of the traditional sugarcane. With these incentives of the Brazilian government and advances on the 2G technologies, the energy cane can potentially triple the productivity of biomass per hectare and reduce the production costs, also increasing the production of biofuel in the same area. The theoretical ethanol yields of sugarcane is 3,609 kg per hectare, while the energy cane are 12,938 kg of ethanol per hectare [61, 66]. However, it is important to find ways to ensure that these incentives reach the sugarcane producers, and not just stop in the sugarcane industry.

Regarding the amount of energy per area per year, the energy cane has almost four times more energy content than the traditional sugarcane, more than double of the sweet sorghum content, and almost the same as eucalyptus. However, the energy cane also provides the juice with a considerable amount of fermentable sugars and the eucalyptus cycle can take more than eight years (**Table 3**). The energy cane also has higher yields than the elephant grass and erianthus [73, 74].

#### 4. Final remarks

Sugarcane breeding programs began in the 19th century when a focus on increasing sugar yield surfaced and have continued until recently. However, in the last few decades, various policies around the world have started aiming to reduce dependence on petroleum and other fossil energy sources. Thus, many breeders around the world have turned their attention to increasing productivity and fiber content. In this scenario, Brazil appears as the ideal country to start its commercial cultivation, because, in addition to being tropical, the RenovaBio program will give financial incentives to increase the production of second-generation ethanol. The energy cane is a crop with higher fiber production potential in marginal soil. In addition to that, the literature presented in this chapter shows that the energy cane can be stored and used to keep a continuous biogas production from December until March when the ethanol plant is not operating, and vinasse is not being produced.

However, energy cane faces several challenges to be implemented commercially. In the RenovaBio context, it is still necessary to find ways that the incentives do not end in the industry. CBIOs should also achieve producers, as a form of incentive for more sustainable production, closing the producer-industry-consumer cycle, and stimulating a more sustainable biomass production in the field and, consequently, the adoption of energy cane. The industrial processes and sugarcane management in the field have already been established for decades, and the implementation of energy cane would imply several changes throughout the chain—this is still a reason for resistance from producers and mill managers. Also, the low purity of its juice does not allow it to be used for sugar production and the current sugarcane method valorizes high sugar content and purity, to produce sugar and ethanol. In this sense it is also necessary to develop a new payment method, considering the fiber content in order to stimulate producers to adopt the energy cane. In addition, cellulosic ethanol is still a very new technology and needs adjustments to reach industrial scales and become profitable.

Energy cane is still an experimental technology and its cultivation is starting to be adopted on larger scales; however, it demonstrates the potential to be expanded to commercial scales. To do this, further steps need to be taken in breeding programs and new technologies, and changes will be necessary for its implementation in the field as well as its processing in the industry.


## Author details

Pietro Sica

University of Sao Paulo, Piracicaba, Sao Paulo, Brazil

\*Address all correspondence to: [pietros0394@gmail.com](mailto:pietros0394@gmail.com)

## IntechOpen

© 2021 The Author(s). Licensee IntechOpen. This chapter is distributed under the terms of the Creative Commons Attribution License (<http://creativecommons.org/licenses/by/3.0>), which permits unrestricted use, distribution, and reproduction in any medium, provided the original work is properly cited. 

## References

- [1] FAOSTAT. Beans, dry [Internet]. 2017 [cited 2020 Jan 7]. Available from: <http://www.fao.org/faostat/en/#data/QC>
- [2] Sreenivasan T V., Nair N V. Catalogue on Sugarcane Genetic Resources III. *Saccharum officinarum* L. 1st ed. Coimbatore, India: ICAR; 1991.
- [3] Matsuoka S, Bressiani J, Maccheroni W, Fouto I. Sugarcane bioenergy. In: *Sugarcane: Agricultural Production, Bioenergy and Ethanol*. Elsevier Inc.; 2015. p. 383-405.
- [4] Rao PS, Davis H, Simpson C. New sugarcane varieties and year round sugar and ethanol production with bagasse-based cogeneration in Barbados and Guyana. XXVI Congr Int Soc Sugar Cane Technol ICC, Durban, South Africa, 29 July - 2 August, 2007. 2007;1169-76.
- [5] Hofer R. Sugar- and Starch-Based Biorefineries. In: *Biorefineries White Biotechnol* Elsevier, Amsterdam. 2015;(Chapter 4A):157-235.
- [6] USDA. Sugar: World Markets and Trades [Internet]. 2018 [cited 2019 Nov 12]. Available from: <http://www.fas.usda.gov/commodities/sugar>
- [7] RFA. Annual Ethanol Production | Renewable Fuels Association [Internet]. 2019 [cited 2019 Nov 12]. Available from: <https://ethanolrfa.org/statistics/annual-ethanol-production/>
- [8] Buckeridge MS, De Souza AP, Tavares EQP, Cambler AB. Sugarcane cell wall structure and degradation: From monosaccharide analyses to the glycomic code. *Advances of Basic Science for Second Generation Bioethanol from Sugarcane* Springer International Publishing; Jan 1, 2017 p. 7-19.
- [9] Carvalho-Netto O V., Bressiani JA, Soriano HL, Fiori CS, Santos JM, Barbosa GV, et al. The potential of the energy cane as the main biomass crop for the cellulosic industry [Internet]. Springer International Publishing; Dec 21, 2014 p. 20. Available from: <http://www.chembioagro.com/content/1/1/20>
- [10] Dias MOS, Junqueira TL, Cavalett O, Cunha MP, Jesus CDF, Rossell CEV, et al. Integrated versus stand-alone second generation ethanol production from sugarcane bagasse and trash. *Bioresour Technol*. 2012 Jan;103(1):152-161.
- [11] MME. National Energy Balance, based on 2018 [Internet]. Ministry of Mines and Energy. 2019 [cited 2020 Feb 6]. p. 69. Available from: <http://www.epe.gov.br/sites-pt/publicacoes-dados-abertos/publicacoes/PublicacoesArquivos/publicacao-377/topico-470/Relatório Síntese BEN 2019 Ano Base 2018.pdf>
- [12] Daniels J, Roach B. Taxonomy and Evolution. In: Heinz GD, editor. *Sugarcane Improvement Through Breeding*. 1st ed. Amsterdam: Elsevier; 1987. p. 7-84.
- [13] Harlan JR, deWet JM. On Ö. Winge and a Prayer: The origins of polyploidy. *Bot Rev* [Internet]. 1975 Oct [cited 2020 Dec 26];41(4):361-90. Available from: <https://link.springer.com/article/10.1007/BF02860830>
- [14] Mariotti JA. Selection for sugar cane yield and quality components in subtropical climates. *Int sugar J*. 2001;103(1233):418-423.
- [15] Barbosa MHP, da Silveira LCI. Breeding Program and Cultivar Recommendations. In: Santos F, Borem A, Caldas C, editors. *Sugarcane: Agricultural Production, Bioenergy and Ethanol*. 1st ed.



Amsterdam: Elsevier Inc.; 2015.  
p. 241-255.

[16] Berding N, Roach BT. Germplasm collection, maintenance, and use. In: Heinz GD, editor. *Sugarcane Improvement Through Breeding*. 1st ed. Amsterdam: Elsevier; 1987. p. 143-210.

[17] D'Hont A, Ison D, Alix K, Roux C, Glaszmann JC. Determination of basic chromosome numbers in the genus *Saccharum* by physical mapping of ribosomal RNA genes. *Genome* [Internet]. 1998 Apr 1 [cited 2020 Dec 26];41(2):221-5. Available from: <https://cdnsiencepub.com/doi/abs/10.1139/g98-023>

[18] D'Hont A, Grivet L, Feldmann P, Rao S, Berding N, Glaszmann JC. Characterisation of the double genome structure of modern sugarcane cultivars (*Saccharum* spp.) by molecular cytogenetics. *Mol Gen Genet* [Internet]. 1996 [cited 2020 Dec 26];250(4):405-13. Available from: <https://link.springer.com/article/10.1007/BF02174028>

[19] Piperidis G, Piperidis N, D'Hont A. Molecular cytogenetic investigation of chromosome composition and transmission in sugarcane. *Mol Genet Genomics* [Internet]. 2010 Jul 8 [cited 2020 Dec 26];284(1):65-73. Available from: <http://www.bses.org.au>

[20] Stevenson GC. Genetics and breeding of sugar cane. *Genetics and breeding of sugar cane*. London: Longmans, Green & Co. Ltd.; 1965. 284 p.

[21] Roach BT. A review of the origin and improvement of sugarcane. In: *Copersucar International Sugarcane Breeding Workshop*. Piracicaba, Brazil: Copersucar Technology Center; 1987.

[22] Roach BT. Origin and improvement of the genetic base of sugarcane. In: *Australian Society of Sugar Cane*

*Technologists*. Palm Cove, Australia: ASSCT; 1989.

[23] Jackson PA. Breeding for improved sugar content in sugarcane. In: *Field Crops Research*. Elsevier; 2005. p. 277-290.

[24] Moore PH. Integration of sucrose accumulation processes across hierarchical scales: Towards developing an understanding of the gene-to-crop continuum. In: *Field Crops Research*. Elsevier; 2005. p. 119-135.

[25] FAO. FAOSTAT [Internet]. 2019 [cited 2019 Nov 10]. Available from: <http://www.fao.org/faostat/en/#data/QC>

[26] Wacławowski AJ, Sato PM, Lembke CG, Moore PH, Souza GM. Sugarcane for bioenergy production: An assessment of yield and regulation of sucrose content. *Plant Biotechnol J* [Internet]. 2010 Apr 1 [cited 2020 Dec 26];8(3):263-76. Available from: <https://onlinelibrary.wiley.com/doi/full/10.1111/j.1467-7652.2009.00491.x>

[27] Cooper J. Potential Productivity of Field Crops under Different Environments. In: Smith WH, Banta SJ, editors. *Experimental Agriculture*. Philippines International Rice Research Institute; 1983. p. 529.

[28] Miller JD, Tai PYP. Use of Plant Introductions in Sugarcane Cultivar Development. In: Shands HL, Weisner LE, editors. *Use of Plant Introductions in Cultivar Development Part 2* [Internet]. Madison, Wisconsin: CSSA; 1992 [cited 2020 Dec 26]. p. 137-49. Available from: <http://doi.wiley.com/10.2135/cssaspecpub20.c6>

[29] Bull T, Glasziou K. The Evolutionary Significance of Sugar Accumulation in *Saccharum*. *Aust J Biol Sci* [Internet]. 1963 [cited 2020 Dec 26];16(4):742. Available from: <https://www.publish.csiro.au/bi/bi9630737>

- [30] Matsuoka S, Kennedy AJ, Santos EGD dos, Tomazela AL, Rubio LCS. Energy Cane: Its Concept, Development, Characteristics, and Prospects. *Adv Bot*. 2014;2014:1-13.
- [31] Alexander AG. The energy cane alternative. Elsevier Sci Ltd Amsterdam. 1985;
- [32] GranBio. What is energy cane? [Internet]. 2015 [cited 2021 Jan 7]. Available from: <http://www.granbio.com.br/en/conteudos/energy-cane/>
- [33] Pokhrel P, Rajan N, Jifon J, Rooney W, Jessup R, da Silva J, et al. Agronomic performance of the lignocellulosic feedstock crop energy cane in the Texas Rolling Plains. *Agron J* [Internet]. 2020 Sep [cited 2021 Jan 7];112(5):3816-31. Available from: <https://onlinelibrary.wiley.com/doi/10.1002/agj2.20370>
- [34] Santos LR. Productivity of cane-energy cultivar by DSSAT / CANEGRO model (in Portuguese) [Internet]. [Rio Largo]: Federal University of Alagoas; 2018 [cited 2021 Jan 7]. Available from: <http://www.repositorio.ufal.br/handle/riufal/3376>
- [35] Barbosa GV de S, Dos Santos JM, Diniz CA, Cursi DE, Hoffmann HP. Energy cane breeding. In: Santos F, Rabelo S, Matos M, Eichler P, editors. *Sugarcane Biorefinery, Technology and Perspectives*. 1st ed. Amsterdam: Elsevier; 2020. p. 103-116.
- [36] Tew TL, Cobill RM. Genetic improvement of sugarcane (*Saccharum* spp.) as an energy crop. In: Vermerris W, editor. *Genetic Improvement of Bioenergy Crops* [Internet]. 1st ed. New York: Springer; 2008 [cited 2020 Dec 26]. p. 273-94. Available from: <http://sugarcane-breeding.tn.nic.in/genresources.htm>
- [37] Tew T, Hale A, Pan Y, Richard Jr E. Energy Cane Breeding and Selection in Louisiana - A Progress Report. [Internet]. International Society of Sugar Cane Technologists. 2009 [cited 2020 Mar 25]. Available from: <https://www.ars.usda.gov/research/publications/publication/?seqNo115=240040>
- [38] Sticklen MB. Plant genetic engineering for biofuel production: Towards affordable cellulosic ethanol. *Nat Rev Genet* [Internet]. 2008 Jun [cited 2020 Dec 26];9(6):433-43. Available from: [www.nature.com/reviews/genetics](http://www.nature.com/reviews/genetics)
- [39] Hill J, Nelson E, Tilman D, Polasky S, Tiffany D. Environmental, economic, and energetic costs and benefits of biodiesel and ethanol biofuels. *Proc Natl Acad Sci U S A* [Internet]. 2006 Jul 25 [cited 2020 Dec 26];103(30):11206-10. Available from: [www.pnas.org/cgi/doi/10.1073/pnas.0604600103](http://www.pnas.org/cgi/doi/10.1073/pnas.0604600103)
- [40] Rubin EM. Genomics of cellulosic biofuels. *Nature* [Internet]. 2008 Aug 14 [cited 2020 Dec 26];454(7206):841-5. Available from: [http://www.checkbiotech.org/green\\_News\\_Biofuels.aspx?infoId515100](http://www.checkbiotech.org/green_News_Biofuels.aspx?infoId515100)
- [41] Sticklen MB. Feedstock crop genetic engineering for alcohol fuels. *Crop Sci* [Internet]. 2007 Nov 1 [cited 2020 Dec 26];47(6):2238-48. Available from: <https://access.onlinelibrary.wiley.com/doi/full/10.2135/cropsci2007.04.0212>
- [42] Coombs J. Sugar-cane as an Energy Crop. *Biotechnol Genet Eng Rev* [Internet]. 1984 [cited 2020 Dec 26];1(1):311-46. Available from: <https://www.tandfonline.com/action/journalInformation?journalCode=tbgr20>
- [43] Schmer MR, Vogel KP, Mitchell RB, Perrin RK. Net energy of cellulosic ethanol from switchgrass. *Proc Natl Acad Sci U S A* [Internet]. 2008 Jan

- 15 [cited 2020 Dec 26];105(2):464-9. Available from: [www.pnas.org/cgi/doi/10.1073/pnas.0704767105](http://www.pnas.org/cgi/doi/10.1073/pnas.0704767105)
- [44] CONSECANA. Sugarcane Payment Manual - 5th ed (in Portuguese). Piracicaba; 2006.
- [45] Martines-Filho J, Burnquist HL, Vian CEF. Bioenergy and the Rise of Sugarcane-Based Ethanol in Brazil. *Choices*. 2006 Jul 18;21(2):91-96.
- [46] UNICA. CANE'S BIOELECTRICITY IN NUMBERS- JANUARY 2017 (in Portuguese) [Internet]. Sao Paulo; 2017 [cited 2020 Feb 9]. Available from: <http://www.siamig.com.br/uploads/a309a426211622d6594e960fa9202c12.pdf>
- [47] BNDES. Bioethanol from Sugarcane: Energy for a Sustainable Development [Internet]. 1st ed. Nogueira L, Seabra J, Best G, Leal M, Poppe M, editors. Rio de Janeiro, BNDES/ .... Rio de Janeiro: Banco Nacional de Desenvolvimento Econômico e Social; 2008 [cited 2020 Feb 9]. 1-316 p. Available from: <http://web.bndes.gov.br/bib/jspui/handle/1408/2002>
- [48] Lorenzi BR, Andrade THN de. Second Generation Ethanol in Brazil: Policies and Social-Technical Networks (in Portuguese). *Rev Bras Ciências Sociais*. 2019;34(100):1-19.
- [49] Raízen. Second generation ethanol [Internet]. 2014 [cited 2020 Feb 9]. Available from: <http://www.raizen.com.ar/en/energy-future/renewable-energy-technology/second-generation-ethanol>
- [50] Granbio. GranBio begins producing second-generation ethanol [Internet]. Sao Miguel dos Campos; 2014 [cited 2020 Feb 9]. Available from: [http://www.granbio.com.br/en/wp-content/uploads/sites/2/2014/09/partida\\_english.pdf](http://www.granbio.com.br/en/wp-content/uploads/sites/2/2014/09/partida_english.pdf)
- [51] CTC. Cellulosic Ethanol [Internet]. Sugarcane Technology Center. [cited 2021 Jan 7]. Available from: <https://ctc.com.br/en/cellulosic-ethanol/>
- [52] Jardine JG, Dispatto I, Peres MR. Considerations on Lignocellulosic Bioethanol to Support the Content Development of the Agroenergy Knowledge Tree (in Portuguese) [Internet]. Vol. 95. Campinas: EMBRAPA; 2009 [cited 2020 Dec 26]. 1-32 p. Available from: [www.cnptia.embrapa.br](http://www.cnptia.embrapa.br)
- [53] Monlau F, Sambusiti C, Barakat A, Quéméneur M, Trably E, Steyer JP, et al. Do furanic and phenolic compounds of lignocellulosic and algae biomass hydrolyzate inhibit anaerobic mixed cultures? A comprehensive review. *Biotechnol Adv*. 2014 Sep 1;32(5):934-951.
- [54] Silverio MS, Calegari RP, Leite GMFL, Martins BC, Silva EA da, Piotrovski Neto J, et al. Biogas Production from Second Generation Ethanol Vinasse. In: Silva DAS, editor. *Agronomist: Elo da Cadeia Produtiva*. 1st ed. Belo Horizonte: Atena Editora; 2019. p. 174-184.
- [55] Janke L, Leite A, Nikolausz M, Schmidt T, Liebetrau J, Nelles M, et al. Biogas Production from Sugarcane Waste: Assessment on Kinetic Challenges for Process Designing. *Int J Mol Sci* [Internet]. 2015 Aug 31 [cited 2020 Feb 9];16(9):20685-703. Available from: <http://www.mdpi.com/1422-0067/16/9/20685>
- [56] Hoffstadt K, Pohen GD, Dicke MD, Paulsen S, Krafft S, Zang JW, et al. Challenges and Prospects of Biogas from Energy Cane as Supplement to Bioethanol Production. *Agronomy* [Internet]. 2020 Jun 9 [cited 2020 Dec 26];10(6):821. Available from: <https://www.mdpi.com/2073-4395/10/6/821>
- [57] Goldemberg J, Mello FFC, Cerri CEP, Davies CA, Cerri CC.



Meeting the global demand for biofuels in 2021 through sustainable land use change policy. *Energy Policy*. 2014 Jun 1;69:14-18.

[58] Santos FA, De Queiróz JH, Colodette JL, Fernandes SA, Guimaraes VM, Rezende ST. Potential of sugarcane straw for ethanol production. *Quim Nova*. 2012;35(5):1004-1010.

[59] MME. Scenarios for Ethanol Supply and Otto Cycle Demand - 2018-2030 (in Portuguese) [Internet]. Rio de Janeiro; 2018 [cited 2020 Feb 9]. Available from: [http://www.epe.gov.br/sites-pt/publicacoes-dados-abertos/publicacoes/PublicacoesArquivos/publicacao-255/topico-392/EPE-DPG-SGB-Bios-NT-01-2017-r0\\_Cenarios\\_de\\_Oferta\\_de\\_Etanol.pdf](http://www.epe.gov.br/sites-pt/publicacoes-dados-abertos/publicacoes/PublicacoesArquivos/publicacao-255/topico-392/EPE-DPG-SGB-Bios-NT-01-2017-r0_Cenarios_de_Oferta_de_Etanol.pdf)

[60] ANP - Brazilian National Agency of Petroleum, Natural Gas and B. RenovaCalc [Internet]. 2019 [cited 2019 Nov 10]. Available from: <http://www.anp.gov.br/producao-de-biocombustiveis/renovabio/renovacalc>

[61] Grassi MCB, Pereira GAG. Energy-cane and RenovaBio: Brazilian vectors to boost the development of Biofuels. *Ind Crop Prod*. 2019 Mar 1;129:201-205.

[62] Wang L, Quiceno R, Price C, Malpas R, Woods J. Economic and GHG emissions analyses for sugarcane ethanol in Brazil: Looking forward. Vol. 40, *Renewable and Sustainable Energy Reviews*. Elsevier Ltd; 2014. p. 571-582.

[63] BNDES. From promise to reality: how cellulosic ethanol can revolutionize the sugar cane industry - an assessment of the competitive potential and public policy suggestions (in Portuguese). 1st ed. Yabe Milanez A, Nyko D, Soares Valente M, Cunha De Sousa L, Charles AB, Farias De Jesus D, et al., editors. Vol. 41, *BNDES Setorial*. Rio de Janeiro: Banco Nacional de

Desenvolvimento Econômico e Social; 2015. 237-294 p.

[64] Lorenzi BR, de Andrade THN. Second generation ethanol in Brazil: Policies and socio-technical networks. *Rev Bras Ciencias Sociais* [Internet]. 2019 [cited 2021 Jan 7];34(100). Available from: <https://orcid.org/0000-0001-8486-0726>

[65] Leal MRL V. The Potential of Sugarcane as an Energy Source. *Proc Int Soc Sugar Cane Technol*. 2007;26:23-34.

[66] Kim M, Day DF. Composition of sugar cane, energy cane, and sweet sorghum suitable for ethanol production at Louisiana sugar mills. *J Ind Microbiol Biotechnol*. 2011 Jul;38(7):803-807.

[67] Silva MB, Moraes AS. Energy evaluation of sugarcane bagasse in different humidity levels and degrees of compaction (in Portuguese). *ENEGERP*, Rio Janeiro, Brazil. 2008;

[68] Teixeira SR, Arenales A, de Souza AE, Magalhães R da S, Peña AFV, Aquino D, et al. Sugarcane Bagasse: Applications for Energy Production and Ceramic Materials. *J Solid Waste Technol Manag* [Internet]. 2015 Aug 1;41(3):229-38. Available from: <http://openurl.ingenta.com/content/xref?genre=article&issn=1088-1697&volume=41&issue=3&spage=229>

[69] Jóvér J, Antal K, Zsembeli J, Blaskó L, Tamás J. Assessment of gross calorific value of crop and bio-energy residues. *Res Agr Eng* [Internet]. 2018 [cited 2020 Jun 17];64(3):121-7. Available from: <https://doi.org/10.17221/13/2017-RAE>

[70] Barotto AJ, Monteoliva S, Gyenge J, Martínez-Meier A, Moreno K, Tesón N, et al. Wood density and anatomy of three eucalyptus species: Implications for hydraulic conductivity. *For Sys*. 2017;26(1).



[71] Carneiro A de CO, Castro AFNM, Castro RVO, Santos RC dos, Ferreira LP, Damásio RAP, et al. Energetic potential of Eucalyptus sp. depending on age and different genetic materials (in Portuguese). *Rev Árvore*. 2014;38(2):375-381.

[72] Magaton AS, Colodette JL, Piló-Veloso D, Gomide JL. Behavior of Eucalyptus Wood Xylans across Kraft Cooking. *J Wood Chem Technol* [Internet]. 2011 Feb 28 [cited 2019 Nov 10];31(1):58-72. Available from: <http://www.tandfonline.com/doi/abs/10.1080/02773813.2010.484123>

[73] El Bassam N. Energy plant species: their use and impact on environment and development. London: James & James; 1998. 321 p.

[74] Woodard KR, Prine GM. Dry Matter Accumulation of Elephantgrass, Energycane, and Elephantmillet in a Subtropical Climate. *Crop Sci* [Internet]. 1993 Jul 1 [cited 2020 Dec 26];33(4):818-24. Available from: <https://access.onlinelibrary.wiley.com/doi/full/10.2135/cropsci1993.0011183X003300040038x>