

# We are IntechOpen, the world's leading publisher of Open Access books Built by scientists, for scientists

6,900

Open access books available

186,000

International authors and editors

200M

Downloads

Our authors are among the

154

Countries delivered to

TOP 1%

most cited scientists

12.2%

Contributors from top 500 universities



WEB OF SCIENCE™

Selection of our books indexed in the Book Citation Index  
in Web of Science™ Core Collection (BKCI)

Interested in publishing with us?  
Contact [book.department@intechopen.com](mailto:book.department@intechopen.com)

Numbers displayed above are based on latest data collected.  
For more information visit [www.intechopen.com](http://www.intechopen.com)



# Soil Carbon Biogeochemistry in Arid and Semiarid Forests

*Wei-Yu Shi, Xiao-Cong Zhu, Feng-Bao Zhang, Kai-Bo Wang, Lei Deng and Ming-Guo Ma*

## Abstract

Soil is the largest carbon pool in the terrestrial ecosystem. Even small changes in the soil carbon pool would have huge impacts on atmospheric CO<sub>2</sub> concentrations and thus mitigate or intensify global warming. Global forest contains  $383 \pm 30 \times 10^{15}$  g carbon stock in soils to a 1-m depth, which is approximately 50% of the carbon stored in the atmosphere. Arid and semiarid areas with more than 30% of the world's land surface are characterized by low and sporadic moisture availability and sparse or discontinuous vegetation, both spatially and temporally. Vegetation, water, and nutrients are intimately coupled in the semiarid environments with strong feedbacks and interactions occurring across fine to coarse scales. In this chapter, we will review the cutting-edge work in forest soil carbon biogeochemistry undertaken in the last three decades. We also attempt to synthesize recent advances in soil carbon biogeochemistry in arid and semiarid regions and discuss future research needs and directions.

**Keywords:** carbon cycle, soil respiration, water, soil, ecological restoration

## 1. Introduction

Arid and semiarid regions cover >30% of the earth's land surface in the world [1]. The soil carbon (C) in arid and semiarid forests plays an important role in global carbon storage and alleviates the increase of atmospheric carbon dioxide (CO<sub>2</sub>) concentration, and its contribution to the global carbon cycle is increasingly significant [2]. Afforestation has occurred globally within the framework of the Kyoto Protocol [3] and has the potential to mitigate the rising atmospheric CO<sub>2</sub> concentration caused by anthropogenic emissions [4]. Recent studies also suggested that arid and semiarid ecosystems have strong soil C sequestration potential [5].

Therefore, soil C change in arid and semiarid forest ecosystem is a key process for understanding the global C cycle, assessing the responses of terrestrial ecosystems to climate change and to aid policy makers in making land use/management decisions [6]. In the past, the study of soil carbon cycle was mainly focused on soil organic carbon (SOC), and the behavior of soil inorganic carbon (SIC) was rarely considered. Global "Missing Carbon Sink" reaches  $2-3 \times 10^{15}$  g C, and carbonate and carbon fixation in the arid and semiarid regions account for about 1/3 of global "carbon sinking" [7]. The SIC storage in arid and semiarid regions was huge, and it needs more attention in the soil carbon cycle. In this chapter, we will review the cutting-edge work in forest soil carbon biogeochemistry undertaken in the last three

decades. We also attempt to synthesize recent advances in soil carbon biogeochemistry in arid and semiarid regions and discuss future research needs and directions.

## **2. Materials and methods**

Traditional measurements of soil physical and chemical properties require the following steps [8, 9]. First, the typical plots are selected in the study area, clipping the vegetation to ground level, and litter (dead plant material) is cleared before soil sampling in each plot. A global positioning system (GPS) is used to determine grid point latitude, longitude, and altitude. Second, Soil samples from different soil layers are collected using a soil drilling sampler. Soil bulk density ( $D_b$ ) ( $\text{g cm}^{-3}$ ) is assessed by collecting undisturbed soil in a stainless steel cutting ring (volume:  $100 \text{ cm}^3$ ), drying it at  $105^\circ\text{C}$ , and weighing it, with three replicates in each plot. Third, the samples from the same layer were mixed to produce one sample in a plot. All soil samples are taken to the laboratory, air-dried, and passed through a 2-mm sieve, and roots and other debris are removed by hand for soil physicochemical analysis. Several methods exist for determining SOC, and wet combustion methods, including Walkley-Black, Mebius, and Colorimetric determination, as well as dry combustion methods, such as elemental and gravimetric analysis, are usually used. Each method has its own advantages and limitations, and all methods require more than three replicates [10]. The soil total carbon content is measured by dry combustion, and the SIC content is calculated by the difference between soil total carbon and SOC content.

Recent studies employing laser-induced breakdown spectroscopy (LIBS) and visible-near infrared diffuse reflectance spectroscopy (vis-NIRS) indicate their potential for rapid in situ soil carbon (SOC and SIC) determination, and these spectroscopic methods differ fundamentally, with LIBS being foremost an elemental analyzer and vis-NIRS a molecular technique. These technologies currently require ideal control conditions, and soil in situ measurement accuracy cannot be confirmed. It is standard practice to pretreat soils using various combinations of air-drying, powdering, sieving, and pelletizing under pressure prior LIBS and vis-NIRS for soil carbon determination in laboratory conditions [11].

## **3. Factors affecting soil carbon dynamics**

### **3.1 Effect of temperature and precipitation on soil carbon**

Climate appeared to strongly modify the effects of afforestation on ecosystem carbon stocks in the arid and semiarid regions [12], due to their effects on the quantity and quality of organic residue soil inputs and on the rates of soil organic matter mineralization and litter decomposition [13, 14]. As water was the major factor that limited plant growth in these regions [15], the SOC accumulation after afforestation was found to vary according to the precipitation level. In regions with precipitation, Zhang et al. estimated the changes in SOC stocks after afforestation of arid and semiarid regions using meta-analysis based on the dataset compiled from published studies [16]. SOC increased in regions with precipitation of 0–250 mm, 250–400 mm, and  $>400$  mm by 54.1, 75.75, and 7.02%, respectively. Jackson et al. found a clear negative relationship between precipitation and changes in SOC stocks after afforestation [17]. The above two cases suggest that the rate of SOC accumulation would decrease with the increase of precipitation, and regions with precipitation of 250–400 mm are ideal for SOC accumulation when afforestation is in arid

and semiarid areas. Liu et al. report that soil organic carbon density (SOCD) was significantly higher in areas where the precipitation was greater than 500 mm than where it was less than 500 mm in the Loess Plateau region in China [14]. However, soil erosion could reduce the positive effect of increased precipitation on SOCD in these areas [18]. Semiarid areas are more likely to be cultivated than arid areas, and the semiarid areas are more susceptible to soil erosion by water than the arid areas, so that recently tilled bare soils are exposed to the erosive power of rainfall [14].

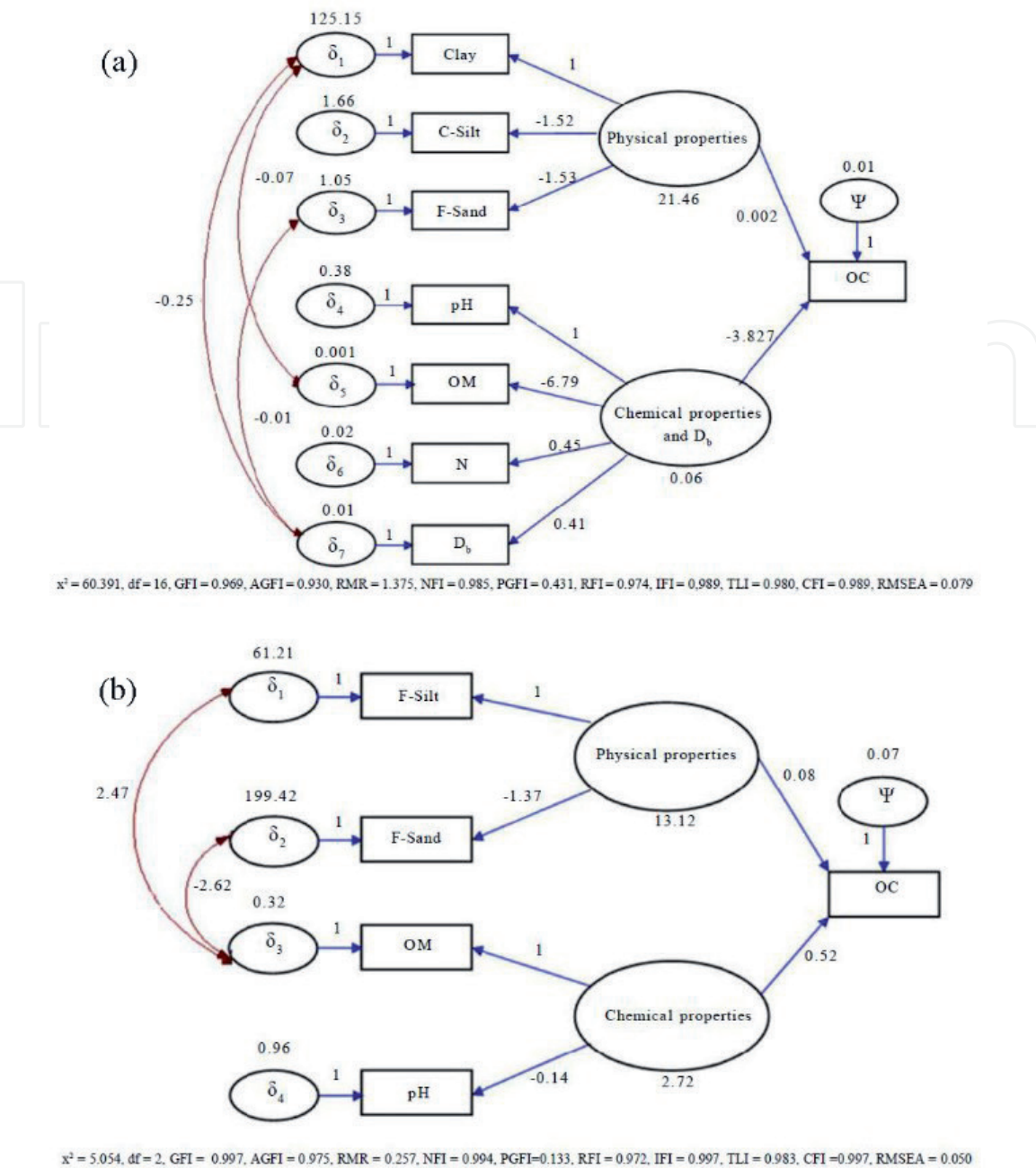
The differences in temperatures play a significant role in SOC accumulation processes in ecosystems [19]. Some studies have confirmed that the combination of warmer temperatures and wetter conditions could lead to higher biomass productivity and greater SOC accumulation [14]. Zhang et al. reported that SOC increased by 64.15% in regions with temperatures of 7–15°C, but it increased less than 10% in regions with temperatures of <7.5°C [16]. Relatively higher SOC accumulation in areas with temperatures of <7.5°C could be attributed to the less carbon accumulated in plant biomass; the input of soil organic matter also will be less due to the lower temperatures, as well as the drier conditions; microbial activity is also less intense at lower temperatures; and organic matter is not decomposed rapidly. However, high temperature does not necessarily increase SOC accumulation. Although heat and high precipitation contribute to high net primary productivity (NPP) and high carbon accumulation in plant biomass in tropical regions, climatic conditions also stimulate decomposition and thus reduce SOC stocks [16, 20]. These results suggest that in arid and semiarid regions, 7–15°C is a better option for accumulating C in comparison to <7.5°C and >15°C.

### 3.2 Effects of soil properties on soil carbon

The effects on soil C and soil properties are important to understand not only because these are often master variables determining soil fertility but also because of the role of soils as a source or sink for C on a global scale [21]. Brahim et al.'s study to develop two models of SOC under clayey and sandy soils in semiarid Mediterranean zones based on physical and chemical soil properties and structural equation modeling (SEM) was adopted to quantify the relative importance of potential direct and indirect pathways in soil properties' effect on SOC [22]. SEM is included in the class of generalized linear models. As a flexible multivariate analysis method that includes factor and path analyses, SEM is useful for evaluating the relative importance of the pathways in hypothetical models and for comparing models with experimental data [23, 24]. For modeling SOC, soil databases composed of various information for organic matter (OM), organic carbon (OC), total nitrogen, pH,  $D_b$ , clay, silt (fine and coarse fraction), sand (fine and coarse fraction), and calcium carbonate ( $\text{CaCO}_3$ ) were used.

“Physical properties” and “chemical properties and  $D_b$ /chemical properties” are the latent variables for two types of soils (clayey and sandy soils), and the latent variable is measured by multiple observed variables (i.e., clay, C-silt, F-sand, pH, OM, N,  $D_b$ , and OC) (**Figure 1**). Red double arrow line indicates correlations between the measurement errors for observable indicators of the exogenous latent variables. Brahim et al. attributed this fact to the OM and mineral fraction that constitute an organo-mineral complex [22], which are generally associated with clay [25],  $D_b$  is associated at a coarse soil fraction as the sand [26]. Brahim et al. also found that in clayey soils, chemical properties and bulk density play the most important role in controlling OC content [22]. The pH, OM, N, and  $D_b$  represent the key variables responsible for OC storage. In addition, in sandy soils, the findings show that chemical factors (i.e., OM and pH) are better indicators of OC content than did physical properties. **Figure 1** shows that for clayey and sandy soil model, chemical properties





**Figure 1.** The estimated parameters of the model predicting SOC in clayey soils (a) and sandy soils (b), respectively, cited from Brahim et al. [22].

and  $D_b$ /chemical properties had a stronger effect on OC, than did physical properties, and goodness-of-fit indices for the SEM are all acceptable. We should note the independent effects on OC content between physical properties and chemical properties. The above case studies were conducted mainly in semiarid Mediterranean regions. It is easy to speculate that the conventional relationship between OC and influencing factor in soil is influenced on a global scale, such as that found commonly in northwestern China, western America, and Midwestern Australia. Land degradation and desertification are pervasive in arid and semiarid climate, lands are especially threatened by erosion phenomena, and the restoration of these regions needs afforestation, which inhibits these land degradation phenomena and enhances soil carbon sequestration and soil fertility. Korkanç's study also concluded that afforestation increased the SOC budget, and this situation improved some soil properties, such as increasing water holding capacity (WHC) and total porosity (TP) and reducing  $D_b$  and dispersion ratio (DR) over a period of 15 years [27].

### 3.3 Effect of elevated CO<sub>2</sub> on soil carbon

The changes in the amount of carbon sequestered by soils are closely related to the increase or decrease in the amount of CO<sub>2</sub> accumulation in the atmosphere. Elevated atmospheric CO<sub>2</sub> frequently increases plant production and concomitant soil C inputs, which may cause additional soil C sequestration [28]. While the processes of C sequestration are ultimately regulated at the molecular level, atmospheric CO<sub>2</sub> concentration can greatly affect the way in which terrestrial ecosystems sequester C [29]. Niklaus et al. reported that the increases in leaf litter production at elevated CO<sub>2</sub> may exceed the response in standing biomass [30]. In addition, elevated CO<sub>2</sub> may also induce greater C fluxes from the growing plants to the soil through increasing rates of leaf litter and root material deposition [31]. Thus, elevated atmospheric CO<sub>2</sub> will likely affect soil carbon cycle through its indirect impact on photosynthesis. If C input into the soil is increased, and given that elevated atmospheric CO<sub>2</sub> increases plant production and allocation of photosynthate to below ground components, soil carbon sequestration would be expected to increase [32].

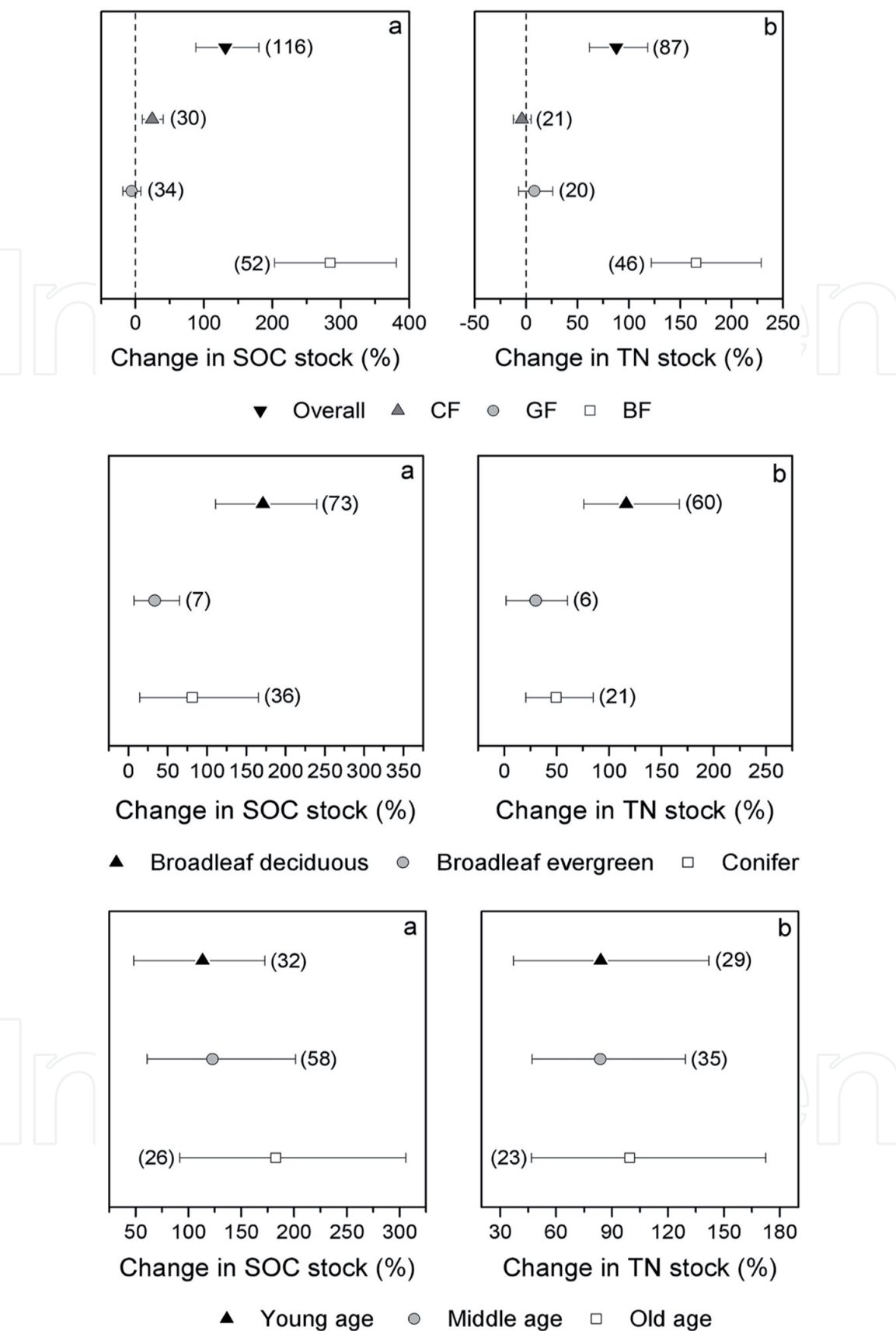
Diaz et al. found that increased C inputs under elevated CO<sub>2</sub> stimulated competition between the soil microbial biomass and plants for soil N, leading to a decline in soil N availability [33]. Hu et al. suggested that elevated CO<sub>2</sub> reduces the amount of N available to microbes through enhanced plant growth [34]. This could result in enhanced C accumulation in grassland soils at elevated CO<sub>2</sub>. However, it remains unclear how initial increases in soil C input under elevated CO<sub>2</sub> affect microbial N transformation processes [28].

## 4. Dynamic characteristics of forest soil carbon

### 4.1 Evolution characteristics of soil carbon after afforestation

Land degradation and desertification are pervasive in arid and semiarid regions, often resulting in emission of CO<sub>2</sub> into the atmosphere as well as other environmental degradation [35]. Afforestation can increase sequestration of atmospheric carbon dioxide and hence attenuate global warming [36]. Farmland reclamation will exacerbate land degradation and desertification in arid and semiarid regions due to the special climate. Afforestation is the conversion of degraded farmland into vegetation in these regions and renovation without involving natural vegetation. This is similar to the method of Grain for Green Program (GGP) in central and western China [37]. In addition, we consider the choice of tree species to adapt to the arid climate is necessary. The contribution of afforestation to the C cycle has been estimated by many studies on a regional and global scale [6, 38]. Land use and land-cover changes have attracted increasing scientific interest in the past decades in relation to their contribution to potential impacts on soil carbon sequestration and soil nitrogen [39]. Liu et al. estimated the changes in SOC (a) and total nitrogen (TN) stocks (b) after afforestation of arid and semiarid regions using meta-analysis based on the dataset compiled from published studies (**Figure 2**) [40].

Afforestation on different land uses showed different impacts on SOC stock and TN stock. On average across all studies, afforestation significantly increased SOC stock and TN stock by 131 and 88%, respectively. SOC stock and TN stock decreased with different land uses in the following order: BF > CF > GF (CF: afforestation on cropland; GF: afforestation on grassland; and BF: afforestation on barren land); and they also reported significant increases in SOC stock as afforestation was observed for all tree species. SOC and TN accumulations in plantations with different tree species decreased in the following order: broadleaf deciduous > conifer > broadleaf



**Figure 2.** Changes in soil organic carbon (SOC) (a) and total nitrogen (TN) stocks (b) after afforestation as influenced by prior land-use type, planted tree species, and plantation age, respectively, cited from Liu et al. [40]. CF, afforestation on cropland; GF, afforestation on grassland; and BF, afforestation on barren land. Planted tree species were classified into three categories: broadleaf deciduous, broadleaf evergreen, and conifer. The ages of afforestation were divided into three groups: young age ( $\leq 10$  year), middle age ( $> 10, \leq 30$  year), and old age ( $> 30$  year).

evergreen. SOC stock significantly increased following afforestation from 114 to 183% with the increase in plantation age. Nonetheless, afforestation-induced changes in SOC stock did not differ significantly among plantation ages. Afforestation significantly increased TN stock by 84–100% for plantations with different ages, with the largest increase being found in plantation with old age. However, the differences in changes in TN stock among plantation ages were not significant [40].

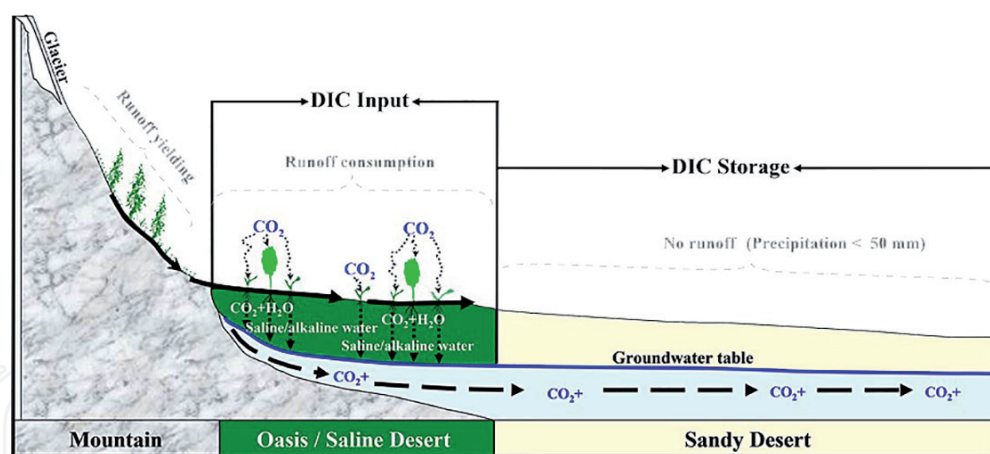
These results suggest that in arid and semiarid regions, BF is a better option for accumulating C and N in comparison to CF, while GF is not recommended as a way to sequester C and N into soils. Korkanç's study showed that the 0–10 cm soil layer of lands afforested with Cedar, a coniferous tree, sequestered more organic carbon than Black Pine in the central Anatolia region [27]. The inconsistency between the above two research conclusions also proves the necessity to evaluate afforestation efforts using different species of trees on semiarid degraded land as measured by soil SOC and selected soil properties. This also may be useful for determining which species of trees to plant in future afforestation efforts aimed at combating the impacts of global warming [27]. Although all estimates of soil C loss due to land degradation are speculative, the numbers are large ( $20\text{--}30 \times 10^{15}$  g) [35]. Cole et al. through desertification control and adoption of recommended land use and soil management practices, this would amount to  $12\text{--}20 \times 10^{15}$  g over a 50-year period [41]. After afforestation, SOC and TN accumulations generally showed increasing trends with the increase of plantation age, and restoration age is an important factor to consider when estimating SOC stock and TN stock after afforestation in arid and semiarid regions. Korkanç also reports that SOC values of the afforested lands are generally higher than those in the bare land soils, and the highest SOC value was obtained from the 0 to 10 cm layer in the soils of the Cedar site (1.49%), and the lowest value was from the 10 to 20 cm soil layer in the bare land (0.44%) [27]. According to Lima et al., afforestation of degraded grasslands led to a rise in SOC accumulation in the semiarid regions for a period of 30 years [42].

## 4.2 Soil carbon cycle process

The soil carbon (C) pool includes organic carbon pools and inorganic carbon pools with carbon stocks of  $1555 \times 10^{15}$  and  $1750 \times 10^{15}$  g, respectively [43]. Inorganic carbon mainly refers to carbonate carbon existing in arid and semiarid soil. Carbonate can retain atmospheric  $\text{CO}_2$  during the formation process, and its formation and turnover have an important impact on the carbon cycle in arid and semiarid regions [2, 44]. Soil carbon cycle mechanisms in arid and semiarid regions include atmospheric pressure transport, carbonate dissolution, and soil water-in-gas percolation [45]. Li et al. showed that the evaporation in semiarid areas is greater than precipitation, forming an oasis landscape dominated by saline-alkali soils. Saline-alkali soil absorbs  $\text{CO}_2$  in the air at a slow rate, and the absorbed  $\text{CO}_2$  enters the underground saline layer; thus it is a huge potential inorganic carbon sink in the world (**Figure 3**) [46]. The SIC pool affects the SOC pool by affecting the status of soil aggregates, microbial activity, soil pH, and decomposition rate of organic matter. SOC is a very complex continuous mixture of residues of plants, animals, and microorganisms at all stages of decomposition. Many organic compounds in soil are closely related to inorganic soil particles [47].

Soil respiration consists of respiration by plant roots and respiration from catabolism by heterotrophy, mainly by soil microbes. Soil respiration is one of the major processes controlling the carbon budget of terrestrial ecosystems [48], the main export route of SOC and an important source of atmospheric  $\text{CO}_2$ . Its dynamic changes will directly affect the global carbon balance [49]. Soil temperature is an





**Figure 3.** Schematic diagram of DIC (dissolved inorganic carbon) leaching and transport in a closed arid basin: Tarim Basin, as an example cited from Li et al. [46].

important environmental factor, controlling a complex series of biochemical processes in soil respiration soil respiration rate sensitive to changes in soil temperature, soil temperature change will cause significant changes in soil respiration of terrestrial ecosystems carbon budget patterns have a significant impact [50]. Fierer et al. study have shown that with the increase of soil temperature, soil respiration rate of growth slowed, reducing sensitivity to temperature change, at lower temperatures, soil respiration mainly controlled by temperature changes [51]; when the temperature is high, soil respiration mainly affected by soil moisture and other factors. Soil moisture is a key limiting factor on soil respiration, soil moisture content in most ecosystems and soil respiration was significantly positively related to increased soil moisture will promote soil respiration [52]. Sponseller's study has shown that an increase in soil moisture accelerates the rate of soil respiration by affecting the vegetation's root metabolism and soil microbial activity [53]. After the soil temperature and moisture increase exceed a certain threshold range, microbial activity and soil permeability become lower, which will significantly inhibit soil respiration [54].

## 5. Main conclusions and future research lines

In the past few decades, many studies have explored the evolution of forest soil carbon after afforestation, but there is still no unified conclusion. We still need three issues in future studies of forest soil carbon biogeochemistry in arid and semiarid regions. First, soil N dynamics and C-N interactions should be focused on for considering soil C accumulation. Second, we should note the effect of changes in soil properties on soil carbon after afforestation in soil carbon cycle, and we need to consider the ecological benefit. Third, we should identify key environmental factors in soil CO<sub>2</sub> sequestration and its influence in climate change.

## Acknowledgements

This research has been supported by projects from Chongqing Basic Research and Frontier Exploration Program (cstc2018jcyjAX0187), the Fundamental Research Funds for the Central Universities (SWU116087 and XDJK2017B013), the New Star Foundation on Shaanxi Province Youth Science and Technology (2016KJXX-89), and National Natural Science Foundation of China (Nos. 41201258, 41411140035, and 41671511).

IntechOpen

## Author details

Wei-Yu Shi<sup>1\*†</sup>, Xiao-Cong Zhu<sup>1†</sup>, Feng-Bao Zhang<sup>2</sup>, Kai-Bo Wang<sup>2</sup>, Lei Deng<sup>2</sup>  
and Ming-Guo Ma<sup>1</sup>


<sup>1</sup> Research Base of Karst Eco-Environments at Nanchuan in Chongqing of Ministry of Nature Resources and Chongqing Engineering Research Center for Remote Sensing Big Data, School of Geographical Sciences, Southwest University, Chongqing, China

<sup>2</sup> State Key Laboratory of Soil Erosion and Dryland Farming on Loess Plateau, Institute of Soil and Water Conservation, Northwest A&F University, Yangling, Shaanxi, China

\*Address all correspondence to: [shiweiyu@swu.edu.cn](mailto:shiweiyu@swu.edu.cn)

† These authors contributed equally to this chapter.

## IntechOpen

© 2019 The Author(s). Licensee IntechOpen. This chapter is distributed under the terms of the Creative Commons Attribution License (<http://creativecommons.org/licenses/by/3.0>), which permits unrestricted use, distribution, and reproduction in any medium, provided the original work is properly cited. 

## References

- [1] Saco P, Willgoose G, Hancock G. Eco-geomorphology of banded vegetation patterns in arid and semi-arid regions. *Hydrology and Earth System Sciences Discussions*. 2007;**11**:1717-1730
- [2] Lagacherie P, Baret F, Feret JB, Netto JM, Robbez-Masson JM. Estimation of soil clay and calcium carbonate using laboratory, field and airborne hyperspectral measurements. *Remote Sensing of Environment*. 2008;**112**:825-835
- [3] Laganier J, Angers DA, Pare D. Carbon accumulation in agricultural soils after afforestation: A meta-analysis. *Global Change Biology*. 2010;**16**:439-453
- [4] Nilsson S, Schopfhauser W. The carbon-sequestration potential of a global afforestation program. *Climatic Change*. 1995;**30**:267-293
- [5] Li C, Zhang C, Luo G, Chen X, Maisupova B, Madaminov AA, et al. Carbon stock and its responses to climate change in Central Asia. *Global Change Biology*. 2015;**21**:1951-1967
- [6] Shi J, Cui L. Soil carbon change and its affecting factors following afforestation in China. *Landscape and Urban Planning*. 2010;**98**:75-85
- [7] Karim A, Veizer J, Barth J. Net ecosystem production in the Great Lakes basin and its implications for the North American missing carbon sink: A hydrologic and stable isotope approach. *Global and Planetary Change*. 2008;**61**:15-27
- [8] Liu Y, Dang ZQ, Tian FP, Wang D, Wu GL. Soil organic carbon and inorganic carbon accumulation along a 30-year grassland restoration chronosequence in semi-arid regions (China). *Land Degradation and Development*. 2017;**28**:189-198
- [9] Liu X, Zhang W, Wu M, Ye Y, Wang K, Li D. Changes in soil nitrogen stocks following vegetation restoration in a typical karst catchment. *Land Degradation and Development*. 2019;**30**:60-72
- [10] Sato JH, Figueiredo CC, Marchão RL, Madari BE, Benedito LEC, Busato JG, et al. Methods of soil organic carbon determination in Brazilian savannah soils. *Scientia Agricola*. 2014;**71**:302-308
- [11] Bricklemeyer RS, Brown DJ, Turk PJ, Clegg S. Comparing vis-NIRS, LIBS, and combined vis-NIRS-LIBS for intact soil core soil carbon measurement. *Soil Science Society of America Journal*. 2018;**82**:1482-1496
- [12] Xiong D, Shi P, Zhang X, Zou CB. Effects of grazing exclusion on carbon sequestration and plant diversity in grasslands of China—A meta-analysis. *Ecological Engineering*. 2016;**94**:647-655
- [13] Quideau SA, Chadwick OA, Benesi A, Graham RC, Anderson MA. A direct link between forest vegetation type and soil organic matter composition. *Geoderma*. 2001;**104**:41-60
- [14] Liu Z, Shao M, Wang Y. Effect of environmental factors on regional soil organic carbon stocks across the Loess Plateau region. China, Agriculture, Ecosystems and Environment. 2011;**142**:184-194
- [15] St. Clair SB, Sudderth EA, Fischer ML, Torn MS, Stuart SA, Salve R, et al. Soil drying and nitrogen availability modulate carbon and water exchange over a range of annual precipitation totals and grassland vegetation types. *Global Change Biology*. 2010;**15**:3018-3030
- [16] Zhang YQ, Liu JB, Jia X, Qin SG. Soil organic carbon accumulation in arid

- p>and semiarid areas after afforestation: A meta-analysis.
- Polish Journal of Environmental Studies*
- . 2013;
- 22**
- :611-620
- [17] Jackson RB, Banner JL, Jobbágy EG, Pockman WT, Wall DH. Ecosystem carbon loss with woody plant invasion of grasslands. *Nature*. 2002;**418**:623-626
- [18] Lal R. Soil carbon sequestration to mitigate climate change. *Geoderma*. 2004;**123**:1-22
- [19] Dalias P, Anderson JM, Bottner P, Coûteaux MM. Temperature responses of carbon mineralization in conifer forest soils from different regional climates incubated under standard laboratory conditions. *Global Change Biology*. 2010;**7**:181-192
- [20] Lal R. Forest soils and carbon sequestration. *Forest Ecology and Management*. 2005;**220**:242-258
- [21] Johnson DW, Curtis PS. Effects of forest management on soil C and N storage: Meta analysis. *Forest Ecology and Management*. 2001;**140**:227-238
- [22] Brahim N, Blavet D, Gallali T, Bernoux M. Application of structural equation modeling for assessing relationships between organic carbon and soil properties in semiarid Mediterranean region. *International Journal of Environmental Science and Technology*. 2011;**8**:305-320
- [23] Hou E, Chen C, Kuang Y, Zhang Y, Heenan M, Wen D. A structural equation model analysis of phosphorus transformations in global unfertilized and uncultivated soils: P transformations in global soils. *Global Biogeochemical Cycles*. 2016;**30**:1300-1309
- [24] Gama-Rodrigues AC, Sales MVS, Silva PSD, Comerford NB, Cropper WP, Gama-Rodrigues EF. An exploratory analysis of phosphorus transformations in tropical soils using structural equation modeling. *Biogeochemistry*. 2014;**118**:453-469
- [25] Bayer C, Martinetto L, Mielniczuk J, Dieckow J, Amado TJ. C and N stocks and the role of molecular recalcitrance and organomineral interaction in stabilizing soil organic matter in a subtropical Acrisol managed under no-tillage. *Geoderma*. 2006;**133**:258-268
- [26] Benites VM, Machado PLOA, Fidalgo ECC, Coelho MR, Madari BE. Pedotransfer functions for estimating soil bulk density from existing soil survey reports in Brazil. *Geoderma*. 2007;**139**:90-97
- [27] Korkanç SY. Effects of afforestation on soil organic carbon and other soil properties. *Catena*. 2014;**123**:62-69
- [28] Graaff MAD, Kessel CV, Six J. The impact of long-term elevated CO<sub>2</sub> on C and N retention in stable SOM pools. *Plant and Soil*. 2008;**303**:311-321
- [29] Jones MB, Donnelly A. Carbon sequestration in temperate grassland ecosystems and the influence of management, climate and elevated CO<sub>2</sub>. *New Phytologist*. 2010;**164**:423-439
- [30] Niklaus PA, Wohlfender M, Siegwolf R, Körner C. Effects of six years atmospheric CO<sub>2</sub> enrichment on plant, soil, and soil microbial C of a calcareous grassland. *Plant and Soil*. 2001;**233**:189-202
- [31] Allard V, Newton PCD, Lieffering M, Soussana JF, Carran RA, Matthew C. Increased quantity and quality of coarse soil organic matter fraction at elevated CO<sub>2</sub> in a grazed grassland are a consequence of enhanced root growth rate and turnover. *Plant and Soil*. 2005;**276**:49-60
- [32] Xie Z, Cadisch G, Edwards G, Baggs EM, Blum H. Carbon dynamics in a temperate grassland soil after 9



years exposure to elevated CO<sub>2</sub> (Swiss FACE). *Soil Biology and Biochemistry*. 2005;**37**:1387-1395

[33] Diaz S, Grime JP, Harris J, Mcpherson E. Evidence of a feedback mechanism limiting plant response to elevated carbon dioxide. *Nature*. 1993;**364**:616

[34] Hu S, Chapin FS, Firestone MK, Field CB, Chiariello NR. Nitrogen limitation of microbial decomposition in a grassland under elevated CO<sub>2</sub>. *Nature*. 2001;**409**:188-191

[35] Lal R. Carbon sequestration in dryland ecosystems. *Environmental Management*. 2004;**33**:528-544

[36] Bonan GB. Forests and climate change: Forcings, feedbacks, and the climate benefits of forests. *Science*. 2008;**320**:1444-1449

[37] Feng Z, Yang Y, Zhang Y, Zhang P, Li Y. Grain-for-green policy and its impacts on grain supply in West China. *Land Use Policy*. 2005;**22**:301-312

[38] Fang J, Chen A, Peng C, Zhao S, Ci L. Changes in forest biomass carbon storage in China between 1949 and 1998. *Science*. 2001;**292**:2320-2322

[39] Bárcena TG, Kiær LP, Vesterdal L, Stefánsdóttir HM, Gundersen P, Sigurdsson BD. Soil carbon stock change following afforestation in Northern Europe: A meta-analysis. *Global Change Biology*. 2014;**20**:2393-2405

[40] Liu X, Yang T, Wang Q, Huang F, Li L. Dynamics of soil carbon and nitrogen stocks after afforestation in arid and semi-arid regions: A meta-analysis. *Science of the Total Environment*. 2017;**618**:1658-1664

[41] Cole V, Cerri C, Minami K, Mosier A, Rosenberg N, Sauerbeck D, et al. Agricultural options for mitigation

of greenhouse gas emissions. *Climate Change*. 1995;**54**:745-771

[42] Lima AMN, Silva IR, Neves JCL, Novais RF, Barros NF, Mendonça ES, et al. Soil organic carbon dynamics following afforestation of degraded pastures with eucalyptus in Southeastern Brazil. *Forest Ecology and Management*. 2006;**235**:219-231

[43] Lal R, Kimble JM, Follett RF, Stewart BA. Soil processes and the carbon cycle. In: *Soil Processes and the Carbon Cycle*. CRC press; 1998

[44] Schimel DS, House JI, Hibbard KA, Bousquet P, Ciais P, Peylin P, et al. Recent patterns and mechanisms of carbon exchange by terrestrial ecosystems. *Nature*. 2001;**414**:169-172

[45] Rey A. Mind the gap: Non-biological processes contributing to soil CO<sub>2</sub> efflux. *Global Change Biology*. 2015;**21**:1752-1761

[46] Li Y, Wang YG, Houghton RA, Tang LS. Hidden carbon sink beneath desert. *Geophysical Research Letters*. 2015;**42**:5880-5887

[47] Post WM, Kwon KC. Soil carbon sequestration and land-use change: Processes and potential. *Global Change Biology*. 2000;**6**:317-327

[48] Shi WY, Tateno R, Zhang JG, Wang YL, Yamanaka N, Du S. Response of soil respiration to precipitation during the dry season in two typical forest stands in the forest-grassland transition zone of the Loess Plateau. *Agricultural and Forest Meteorology*. 2011;**151**:854-863

[49] Luo Y, Zhou X. *Soil Respiration and the Environment*. Elsevier; 2006

[50] Hashimoto S, Carvalhais N, Ito A, Migliavacca M, Nishina K, Reichstein M. Global spatiotemporal distribution

of soil respiration modeled using  
a global database. *Biogeosciences*.  
2015;**12**(13):4331-4364

[51] Fierer N, Craine JM,  
McLauchlan K, Schimel JP. Litter  
quality and the temperature  
sensitivity of decomposition. *Ecology*.  
2005;**86**:320-326

[52] Conant RT, Dalla-Betta P,  
Klopatek CC, Klopatek JM. Controls  
on soil respiration in semiarid soils.  
*Soil Biology and Biochemistry*.  
2004;**36**:945-951

[53] Sponseller R. Precipitation pulses  
and soil CO<sub>2</sub> flux in a Sonoran Desert  
ecosystem. *Global Change Biology*.  
2010;**13**:426-436

[54] Fa KY, Liu JB, Zhang YQ, Wu B,  
Qin SG, Feng W, et al. CO<sub>2</sub> absorption  
of sandy soil induced by rainfall pulses  
in a desert ecosystem. *Hydrological  
Processes*. 2015;**29**:2043-2051