

We are IntechOpen, the world's leading publisher of Open Access books Built by scientists, for scientists

6,900

Open access books available

185,000

International authors and editors

200M

Downloads

Our authors are among the

154

Countries delivered to

TOP 1%

most cited scientists

12.2%

Contributors from top 500 universities



WEB OF SCIENCE™

Selection of our books indexed in the Book Citation Index
in Web of Science™ Core Collection (BKCI)

Interested in publishing with us?
Contact book.department@intechopen.com

Numbers displayed above are based on latest data collected.
For more information visit www.intechopen.com



Petroleum Hydrocarbon and Living Organisms

Abdullah M. Alzahrani and Peramaiyan Rajendran

Abstract

Living matters are inadvertently exposed to the highly toxic petroleum hydrocarbon (PH) byproducts. Despite the fact that petroleum-related industry is globally thriving, the health hazard of most hydrocarbons is not well characterized. In human, organs and, sometimes, whole systems such as the nervous system, respiratory, circulatory, immune, reproductive, and endocrine systems are susceptible to PHs depending on the level of exposure. Marine organisms are known to be affected by PHs in various stages. Impacts from lethal to sub-lethal dose of PHs range from habitat destruction, mass mortality, and impaired physiological functions such as reduced feeding, slow growth and development, respiration problems, loss of locomotion, balance, and swimming ability. Bioaccumulation of toxic PHs in food chains in marine environment can be retained for decades and affect plants, animals, and eventually human. This chapter summarizes the PHs toxic effects on living organisms and the potential mechanisms of action based on epidemiological studies.

Keywords: hydrocarbon, petroleum, environment, toxicity, human, aquatic animals, aquatic plants

1. Introduction

Petroleum hydrocarbon (PH) is a term used to portray a wide group of a few hundred substance exacerbates that initially originate from raw crude oil. In this sense, PH is extremely a mixture of chemicals. They are called hydrocarbons in light of the fact that practically every one of them is made totally from hydrogen and carbon. Crude oils can move in the measure of each compound they contain the oil based products that are delivered utilizing crude oils. PHs are clear or light-hued fluids that vanish effectively and others are thick, dull fluids, or semi-solids that do not dissipate. Huge numbers of these items have trademark gasoline, kerosene, or oily scents. Since present day society utilizes such a significant number of oil-based items such as, gasoline, kerosene, fuel oil, mineral oil, and asphalt, pollution of nature by them is conceivably across the board. Pollution brought about by petroleum-based goods will contain an assortment of these hydrocarbons [1, 2].

Petroleum hydrocarbons spills are among the most broad and naturally harming contamination that are potentially dangerous to human and ecosystem health. Chronic exposure results from constant presentation to little proportions of oil over broad stretches of time [3, 4] and typically occurs in closeness to trademark spills, yet anthropogenic sources are also typical point sources, such as spilling pipelines, age discharges, or overflow from land-based sources can result in a solid inclination of high to low oil focus. Non-point sources, for example, atmospheric fallout

and earthly spillover, additionally result in chronic exposure, yet may not contain an unmistakable inclination of focus. Hydrocarbons, as saturates, olefins, and aromatics, make up 97% of most petroleum [3]. Of these compounds, aromatics are among the most stable and may persist in the environment for long periods of time. Ceaseless exposures can result in subcellular impacts including altered metabolism, cell structure and function, or enhancement of chromosome mutation; this cascade of biological consequences associated with chronic pollution from frequent smaller spills are frequently viewed as a bigger risk than that related with acute exposure from tanker mishaps. Oil contamination in the ocean, regardless of whether from anthropogenic or common sources, endless or intense, is a noteworthy natural concern [2]. This chapter outlines the outdoor, occupational, and natural sources of PH exposure and considers the evidence relating to harmful effect in living things.

2. Crude oil and its toxicity

2.1 Crude oil

Petroleum (crude oil) principally consist of carbon (83–87%) and hydrogen (12–14%) having complex hydrocarbon blend like paraffins, naphthenes, fragrant hydrocarbons, vaporous hydrocarbons (from CH_4 to C_4H_{10}). Other than these, crude oil likewise contains little measure of non-hydrocarbons (sulfur mixes, nitrogen mixes, and oxygen mixes) and minerals, heavier crudes contain higher sulfur [3]. Contingent upon power of hydrocarbons, petroleum is delegated paraffin base, middle of the road base or naphthenic base (**Table 1**). The unfavorable impacts of petroleum contamination on such necessary part of oceanic biological systems might be of extraordinary noteworthiness. Since the lethality of oil to biota is brought about by unsaturated hydrocarbons, naphthenic acids and another compound containing fragrant gatherings and nitrogen, the genuine harmful impacts portion is firmly identified with the measure of broke down non-unstable material [5]. The crude oil spills influence human well-being through their exposure to the intrinsic risky synthetics, for example, paraphenols and unpredictable benzene. The anticipated courses of introduction to synthetic compounds from the oil spill are inward breath, dermal contact, sustenance and water ingestion, and contact with the shoreline sand. This chronic exposure leads to affects physiological function such as hematologic, hepatic, respiratory, renal, and neurological functions.

2.2 Petroleum hydrocarbon

Oil energizes and oils are capricious mixes of hydrocarbons that move, among the fuel types, yet moreover inside each fuel type dependent upon maker, geographic zone, and customary use. The manifestations of these things are included a hardly any hundred hydrocarbon blends. Of these blends, toxicological information is available on only a not a lot of. This makes choosing the prosperity danger exposed by oil hydrocarbons troublesome.

Customarily, petroleum fuel or oil defiled destinations have been portrayed by two measures: explicit marker mixes called the synthetic compounds of concern (COCs) and by the aggregate of all the petroleum hydrocarbons called absolute petroleum hydrocarbons. The Petroleum Hydrocarbons Criteria Work Group (PHCWG) and the conditions of Washington and Massachusetts have created approaches that empower the improvement of human well-being hazard-based conclusion levels for PH. IDEM essentially concurs with these methodologies and has created comparable techniques. The PH conclusion levels depend on the

Hydrocarbons			
Hydrogen family	Distinguishing characteristics	Major hydrocarbons	Explanations
Paraffins (Alkanes)	Straight carbon chain	Methane, ethane, propane, butane, pentane, hexane	General formula C_nH_{2n+2} , boiling point increases as the number of carbon atom increases. With number of carbon 25–40, paraffin becomes waxy
Isoparaffins (Iso alkanes)	Branched carbon chain	Isobutane, isopentane, neopentane, isooctane	The number of possible isomers increases in geometric progression as the number of carbon atoms increases
Olefins (Alkenes)	One pair of carbon atoms	Ethylene, propylene	General formula C_nH_{2n} . Olefins are not present in crude oil, but are formed during process. Undesirable in the finished product because of their high reactivity. Low molecular weight olefins have good antiknock properties
Naphthenes	5 or 6 carbon atoms in ring	Cyclopentane, methyl cyclopentane, dimethyl cyclopentane, cyclohexane, 1,2 dimethyl cyclohexane	General formula $C_nH_{2n+2-2R_N}$. R_N is number of naphthenic ring The average crude oil contains about 50% by weight naphthenes. Naphthenes are modestly good components of gasoline
Aromatics	6 carbon atom in ring with three a round linkage	Benzene, toluene, xylene, ethyl benzene, cumene, naphthaline	Aromatics are not desirable in kerosene and lubricating oil. Benzene is carcinogenic and hence undesirable part of gasoline

Table 1.
Composition of petroleum.

non-malignancy end purposes of exposure. IDEM addresses the cancer-causing exposure by investigating certain cancer-causing COCs (benzene and certain cancer-causing polycyclic sweet-smelling hydrocarbons, cPAHs). Also, IDEM still requires source zone estimation of certain non-cancer-causing COCs (n-hexane, naphthalene, toluene, ethylbenzene, and xylene, in addition to non-cancer-causing polyaromatic hydrocarbons (PAHs) for waste oil). This new methodology separates the piece of explicit petroleum items into substance gatherings called portions, in view of carbon chain length and comparable physical/compound properties. Since the arrangement of each division is variable, and toxicological data is not accessible for each compound in each portion, the physical/concoction and toxicological properties of at least one surrogate mixes are chosen to represent each fraction [6].

2.3 Petroleum hydrocarbon effect on environment

Despite the fact that social and financial improvement generally relies upon petroleum hydrocarbon as it is an overwhelming wellspring of vitality, it has caused an enormous zone of defilement and significant unfriendly impacts. The defilement of petroleum hydrocarbon scatters from soil, water to human well-being. Petroleum hydrocarbon tainting of soil is a far reaching worldwide natural concern. Oil and fuel spills in soil are among the most broad and ecologically harming contamination issues as it is a threatening to human well-being and biological systems, particularly in cold

Product	Residential soils		Industrial soils	
	Direct contact (mg/kg)	Migration to ground water (mg/kg)	Direct contact (mg/kg)	Migration to ground water (mg/kg)
Gasoline range organics	3100	120	4300	1500
Diesel range organics	3100	230	5800	2300
High end hydrocarbon oils	3100	230	5800	2300
For more information, see the December 7, 2009, House Enrolled Act 1162 Interim Implementation Document at http://www.in.gov/idem/4202.htm .				

Table 2.
PH closure levels.

Toxic effects	Plant species
Root development is reduced	Red beans (<i>Phaseolus nipponesis</i>) and corn (<i>Zea mays</i>)
A significant reduction in heights of seedlings, leaf length, and number of leaves	Soybean (<i>Glycine max</i>)
Significant reductions in plant height, leaf area and stem diameter was observed	Maize (<i>Zea mays</i> L.)
Hindered germination, reduced heights, and girths were observed	<i>Abelmoschus esculentus</i>
The plant growth was reduced significantly in low levels	Horsetail tree (<i>Casuarina equisetifolia</i>)
Crude oil pollution has an adverse effect on growth, yield, and leaf chlorophyll content	Air Potato (<i>Dioscorea bulbifera</i> L.)
Reduction in the length of the radicle for the four crop plants	<i>Arachis hypogaea</i> , <i>Vigna unguiculata</i> , <i>Sorghum bicolor</i> , and <i>Zea mays</i>

Table 3.
PH toxicity in plants.

area. Biochemical and physicochemical properties of soil is disintegrated by refinery items and it likewise restricts the development and improvement of plants. Water and oxygen shortfalls, just as to deficiency of accessible types of nitrogen and phosphorus, are the fundamental changes of soil properties because of tainting with petroleum-inferred substances [7]. Petroleum hydrocarbon sullied soil causing natural contamination of underground water which confines its use and causes financial misfortune, ecological issues, and diminishes the rural efficiency of the soil. Microorganisms, plants, creatures, and people are confronting helpless circumstance on account of the lethality of petroleum hydrocarbons. Soil compounds are one of the essential biotic segments which are in charge of soil biochemical responses. Petroleum hydrocarbon has unfriendly impacts of on soil enzymes activities (Table 2).

Oil spills influence plants by making conditions which make fundamental supplements like nitrogen and oxygen required for the plant development inaccessible to them [8]. Crude oil sullyng at various dimensions caused critical decrease in the development of the plant utilizing plant tallness, crisp weight and leaf territory and the impact is relative to the dimensions of pollution [9]. Crude oil contamination has likewise unfriendly consequences for soil fruitfulness and plant generation. It could decrease or stop plant development prompting demise because of shaping

a physical obstruction and covering the roots [10]. **Table 3** indicates antagonistic impacts of crude oil sullied soil in various plant species [7].

Petroleum hydrocarbon discharged in to the ocean, regularly amid transportation, prompting the contamination of a few destinations, and can in the long run achieve the coasts. Oil spills extending from low level releases to calamitous mishaps undermined beach front conditions; expansive spills generally are trailed by tidy up endeavors, yet total regulation is uncommon [7]. As dissolvability of petroleum hydrocarbon in water is commonly low, certain divisions of it drift in water and structure slim surface movies, which will encourage agglomeration of particles and regular natural issue, and effect on oxygen exchange. Other heavier portions will gather with the residue at the base of the water, which may influence base sustaining fish and living beings [7].

3. Petroleum hydrocarbon effect on living organism

3.1 Petroleum hydrocarbon on terrestrial animal

Animals are exposed to petroleum in many ways directly or indirectly. Some byproducts are formed during petroleum refining and processing which are used for the manufacturing of other products that are highly toxic. Constantly, these toxic compounds are inadvertently released into the environment and if this effect is connected to the effect of accidental crude oil spills worldwide, then these combined sources of unrestricted hydrocarbons constitute the major cause of environmental pollution. Despite the large number of hydrocarbons found in petroleum products, only a relatively small number of the compounds are well characterized for toxicity. Petroleum hydrocarbon molecules which have a wide distribution of molecular weights and boiling points cause diverse levels of toxicity to the environment (**Figure 1**).

3.1.1 Uptake and metabolism

All together for oil metabolites have a direct organic impact on earthbound vertebrates, they should enter the individual, normally by means of ingestion, inward breath, or retention [11]. For most life forms, the essential course of PAH exposure in oil-influenced living spaces is through the ingestion of tainted soils, residue, and diet things. Thusly, species that feed vigorously on sediment-related invertebrates will generally be at more serious danger of PAH exposure in respect to higher order

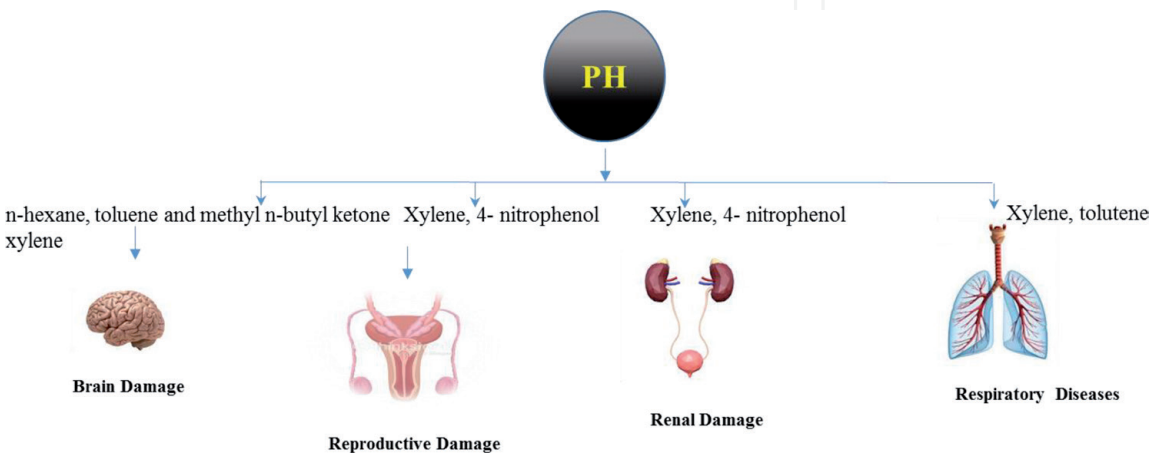


Figure 1.
PH effect on humans.




Figure 2. Oil exposure in the environment. (a) Ear-tagged marsh rice rat, (b) tortoise, (c) seaside sparrow, (d) human, (e) oiled marsh (photographs: Philip C Stouffer). Adapted from [14].

consumers [12]. Be that as it may, PAHs only occasionally display sustenance web bioaccumulation and biomagnification; in this way, their potential for exchange up the natural pecking order is constrained. This is essentially connected with the expanded limit of vertebrates, including winged animals and warm-blooded creatures, to utilize and thusly dispense with PAH deposits.

PAHs can be perceived not long after presentation over a wide extent of vertebrate living creatures and tissues. For instance, field considers have recognized PAHs in the blood of feathered creatures and in turtle eggs and lab work has distinguished PAHs in snake skins [13]. Following their take-up, PAHs are processed by hepatic cytochrome P450 (CYP) oxygenase or blended capacity oxygenase proteins. Digestion can likewise happen in vivo. Because of this biotransformation, direct estimation of oil portions, for instance, hard and fast PAH in tissues isn't commonly a definite impression of exposure. Or maybe, the different isoforms of CYP (e.g., CYP1A) or CYP-related chemicals (e.g., ethoxyresorufin-O-deethylase [EROD]) that are upregulated within the sight of PAH are frequently utilized as roundabout biomarkers of crude oil or PAH exposure. For instance, hostage rodents presented to crude oil demonstrated a portion subordinate increment in a few hepatic CYP-connected chemicals. Field investigations of ocean ducks conceivably exposed to crude oil from the Exxon Valdez spill showed raised dimensions of these biomarkers in oiled regions even decades later (**Figure 2**) [14].

3.1.2 Toxicity in terrestrial vertebrates

Albeit molecular biomarkers, for example, CYP1A can be demonstrative of relative PAH exposure, only they may not suggest hurt or natural centrality. Unfriendly well-being impacts related with PAH exposure frequently result from the development of PAH metabolites, which have been exhibited to be genotoxic. In particular, these metabolites can tie to and harm DNA, framing DNA adducts (i.e., the official of DNA to a synthetic contaminant). For instance, hostage rodents presented to normally defiled soils with a wide scope of PAHs were found to have a subset of these PAHs in the liver and huge upregulation of EROD, and acceptance

of DNA adducts came about. On the off chance that the DNA adduct is not fixed, generally typical cells can malfunction, prompting mutations and cancer. Other perceived lethal impacts of PAH on vertebrates incorporate conceptive brokenness, immunosuppression, and edema. Be that as it may, a large portion of what is thought about PAH digestion originates from hostage ponders, in which dosing may not reflect characteristic dimensions. There are moderately few field investigations of harmfulness that connect physiological results with vertebrate exposure to PAHs. This is especially valid for earthbound species and the vast majority of this work has been led on feathered creatures. For example, an investigation of yellow-legged gulls (*Larus michahellis*) following the Prestige oil spill close Spain discovered blood parameters characteristic of hepatic and renal harm in grown-ups from oiled settlements, some of which associated with absolute PAH present in blood. Comparative work was led on marine species following the Exxon Valdez oil spill. Such impacts might be normal in earthly creatures of land and water, reptiles, and warm-blooded animals however remain inadequately considered [14–16].

3.2 Petroleum hydrocarbon on human

Synthetic concoctions and dispersants in crude oil can cause a wide scope of well-being impacts in individuals and natural life, contingent upon the dimension of presentation and helplessness. The Polyaromatic hydrocarbons are known parts of petroleum and petroleum-determined items. The PAHs are vital ecological toxins due to their cancer-causing nature. This mixes are routinely decided in modern waste water, drinking water, and groundwater. Guidelines on these lethal synthetic concoctions are as of now essentially in North America and Europe. The PAHs to a class of mixes with a high dangerous potential and thusly have a place with the gathering need contaminations. This dangerous synthetic substances can harm any organ system in the human body like the sensory system, respiratory system, circulatory system, immune system, regenerative system, tactile system, endocrine system, liver, kidney, and so on and subsequently can cause a wide scope of ailments and disarranges (**Figure 3**) [17, 18].

3.2.1 Petroleum hydrocarbon on nervous system

Long-term exposure to low levels of petroleum hydrocarbons may impair behaviour and memory. This claim has led to an appraisal of the effect of these products on the nervous system.

3.2.1.1 PH on depression

A single exposure to a moderately high concentration of virtually any hydrocarbon solvent vapour will cause a general depression of CNS which, at high doses, will lead to unconsciousness. This property has been recognised for many years and some hydrocarbons (e.g. ethane) have been used as anaesthetics. Controlled short-term exposure of healthy subjects (up to 1-2 weeks), by repeated inhalation, to xylene, toluene, white spirit and jet fuel has shown that at levels of exposure above 250, 150, 300 and 200 ppm respectively an impairment of concentration, and of coordination occurs. These effects are readily and completely reversible on cessation of exposure [19].

3.2.1.2 PH on peripheral nervous damage

PH to delivering CNS melancholy n-hexane and methyl n-butyl ketone cause harm to the fringe nerves, especially of the feet and hands and this outcomes in

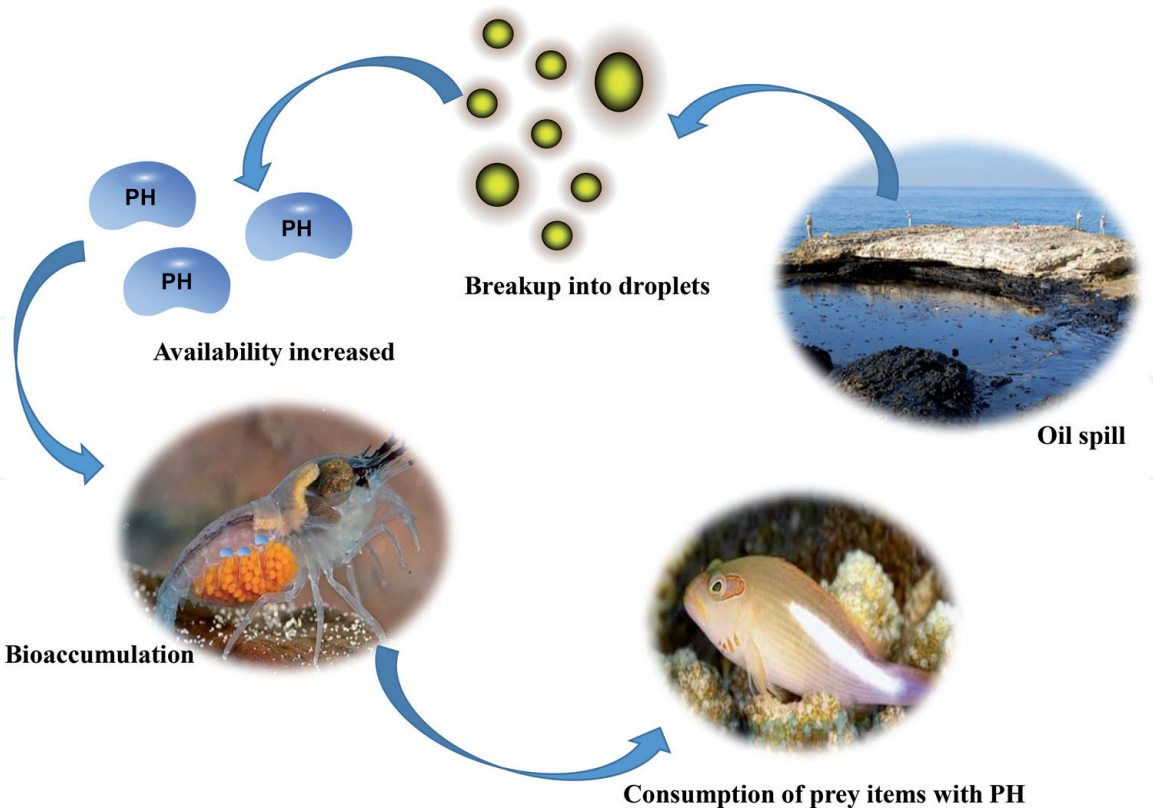


Figure 3.
Ways petroleum hydrocarbons (PHs) from oil enter aquatic animals.

unsettling influences of sensation and muscle shortcoming. In the event that the harm is serious, loss of motion may result; this loss of motion is infrequently lasting yet recuperation is moderate. Nerve harm of this sort has been found to happen in laborers with a background marked by genuinely overwhelming and delayed presentation to the dissolvable vapor and fluid. A common precedent is that of the shoemakers who worked for extended periods in restricted spaces and utilized a paste broke up in n-hexane. This kind of nerve harm has been appeared because of the arrangement of hexane 2,s-dione from the digestion of n-hexane and methyl n-butyl ketone and does not have all the earmarks of being brought about by different hydrocarbons or ketones; there is, in any case, proof that substances with structures identified with hexane or methyl n-butyl ketone can potentiate the nerve harm brought about by these two hydrocarbons [20].

3.2.1.3 PH on central nervous system

Over the most recent 10 years or something like that, various distributions have showed up, especially from Scandinavia which recommend that laborers utilized in occupations including presentation to natural solvents endure a disintegration in their enthusiastic parity, memory, knowledge, and forces of focus. They likewise portray a higher than normal occurrence of cerebral pains, wooziness, and other abstract grievances. Those examined were mainly painters and lacquerers. The condition has been given different names such as, painters' disorder, natural solvents illness, psycho-natural disorder, ceaseless Danish disorder, and incessant natural dissolvable inebriation. Specific examinations have given no proof of nerve or cerebrum harm in laborers influenced by this disorder. A basic assessment of these productions uncovered that the solvents primarily included are toluene, white soul, and fly fuel; xylene and styrene do not seem to have been involved. Toluene and

white soul are imperative parts of numerous paints; what is more toluene is utilized widely as a deluding and cleaning specialist [21].

Examination utilizing a battery of mental tests in specialists who had been uncovered for quite a while to toluene vapor at air dimensions of around 100 mg L^{-1} neglected to build up any distinctions from controls. At high focuses, for example, it may happen in paste sniffing, toluene has been accounted to harm the cerebellum (a piece of the mind that controls balance). No investigations are, at present, accessible on the impacts of long haul introduction to white spirits, however two such examinations are accessible on stream fuel. Mental and mental tests uncovered no significant distinction between gatherings of laborers who had been presented to fly fuel for quite a long while and a coordinated control aggregate that had not been uncovered. Since painters and lacquerers are presented to an assortment of solvents, it is difficult to determine which of the solvents (or of the numerous blends accessible) is embroiled in the painters' syndrome.

All the more significantly, regardless of whether or to what degree introduction to solvents adds to the reason for this ailment is dubious. In most of the papers explored, lack of consideration has been given to the likelihood that different components could prompt the advancement of the discoveries in those uncovered. The most imperative of these variables are liquor addiction, utilization of psychoactive medications, introduction to lead or mercury, and propelling age. Lead and mercury are particularly relevant in this respect since they have, until recently, been important components of many paints; hence most of the painters who had been in this occupation for ten or more years must have had substantial exposure to these chemicals [22].

3.2.2 Petroleum hydrocarbon on respiratory system

Most of lung cancer patients examined had non-small cell lung cancer. A few investigations showed that a blend of volatile organic compounds (VOC) (benzene, xylene, toluene, and styrene), distinguished by GC-MS, could separate lung cancer patients from controls. By and large, the quantity of VOCs per demonstrate went from 7 to 33, with an affectability of 50–100% and a particularity of 80–100%. These examinations, together with studies exploring single VOCs, uncovered that the discriminative VOCs were prevalently alkanes (e.g., pentane, butane, and propane), alkane derivatives (e.g., propanol and various aldehydes), and benzene derivatives (e.g., ethyl-, propylbenzene). Albeit most VOCs levels were raised, certain dimensions (e.g., isoprene) were diminished in patients compared with controls. The indicative capability of VOCs profiles in lung cancer was additionally shown by gatherings the utilized eNose and other refined strategies. Additionally, breath profiles were diverse in patients with divergent histology (adenocarcinoma versus squamous cell carcinoma). Moreover, Peng et al. have shown unmistakable VOCs profiles in patients with lung, colon, bosom, and prostate cancer. The vital discoveries of VOC marks of various cancer types should be affirmed in more extensive clinical examinations. Multiple studies investigated the potential of VOCs to discriminate between lung cancer and other pulmonary diseases [23]. No single compounds (such as ethane), but a combination of multiple VOCs were able to distinguish lung cancer patients from patients with non-cancer pulmonary diseases (such as COPD, pleurisy, and idiopathic fibrosis) with a reasonable accuracy. Malignant pleural mesothelioma (MPM) is an uncommon tumor for the most part brought about by asbestos presentation. VOCs profiles had the capacity to analyze MPM in a group of subjects with long haul proficient asbestos presentation. In addition, Altomare et al. refined cyclohexane as conceivable marker of MPM [24].

3.2.2.1 Volatile organic compounds in other pulmonary diseases

Kanoh et al. exhibited that breathed out ethane was raised in patients with an interstitial lung malady (including sarcoidosis and idiopathic pulmonary fibrosis) compared with controls, with largest amounts in those with a functioning and dynamic infection. A small VOC, 2-pentylfuran, was ordinarily present in the breath of patients with a ceaseless pneumonic illness (including asthma and CF) with *Aspergillus fumigatus* in their respiratory examples, though this VOC was not recognized in the breath of controls [25]. Syhre et al. exhibited raised dimensions of breathed out methyl nicotinate in patients with pulmonary tuberculosis (TB) compared with solid controls. In a group of patients with doubt of TB, VOC designs had the capacity to recognize patients with TB from those without dynamic TB and healthy controls with a reasonable accuracy [26].

3.2.3 Petroleum hydrocarbon on reproductive system

Diesel fumes particulates (DEPs) have additionally been accounted to cause the disturbance of male conceptive capacity. Earlier examinations have demonstrated that DEP exposure aggravated spermatogenesis, bringing about decrease of every day sperm creation and motility, expanded morphological sperm variations from the norm, and ultrastructural changes in Leydig cells in mice. In male rodents, the guideline of testicular capacity was adjusted bringing about height of serum testosterone and decrease of luteinizing hormone (LH) and sperm generation after DEP exposure. Scarcely, any epidemiological investigations have detailed regenerative harmfulness of xylene. In China, an examination was led on specialists who were presented to blended natural solvents in the petroleum business. The aftereffect of this examination demonstrated that such a blend of natural solvents caused an expansion in the commonness of oligomenorrhea. There is another report on ladies uncovered solvents containing natural aliphatic and fragrant hydrocarbons. What's more, exposure to these solvents caused antagonistic result on regenerative hormones like decrease of pregnanediol 3-glucuronide (pd3G) in corpus luteum stage, pre-ovulatory luteinizing hormone (LH), and estrone 3-glucuronide, and higher follicle stage pd3G. In addition, the commitment of xylene in the rate of such impact was more than 50%. Concerning barrenness, there are a few reports of abatement spermatozoa reasonability, and decline motility alongside lower acrosin activity discharge from spermatozoa which help in infiltration of the zona pellucida, diminished γ -glutamyl transferase activity, lactate dehydrogenase C4 (LDH-C4), and hoist the fructose level because of xylene exposure. One investigation showed that 4-nitrophenol (PNP) had estrogenic and antiandrogenic activities in vivo, prompting sterility. The amassing of PNP in air, water, and soil might be one factor in expanding frequency of sterility in people and creatures, yet epidemiologic examinations are pending [27].

3.2.4 Petroleum hydrocarbon on renal system

Different examinations have discovered an expanded sharpness of kidney tubules, declined creatinine in the pee and hematuria because of xylene exposure. Kidney impacts because of xylene were relied upon focus and portion which led to conglomeration of m-xylene in the fats of kidney in the fringe. Other enzymatic exercises and expanded relative load of the kidney were additionally distinguished in rodents with various centralization of xylene. Histopathological assessment uncovered insignificant ceaseless renal ailment. However, pee result was common, the essential unfavorable impacts identified was ascending in an adjustment in hyaline bead in male rodents and harm of kidney in the female rodents led to cell toxicity [28, 29].

4. Petroleum hydrocarbon on marine organisms

To begin with, oil spill mishaps could influence marine meteorological condition through scattering, disintegration, emulsification, and vanishing of the crude oil. When oil is spilled into the ocean, it could spread over the outside of the seawater. Some exploration revealed that a huge amount of spilled oil can frame $5 \times 10^6 \text{ m}^2$ of smooth on the outside of the ocean water. The smooth could hinder the O_2/CO_2 trade straightforwardly and lead to an oxygen consumption and pH change in the ocean water. In this manner, a few reports demonstrated that marine desertification was brought about by oil spill mishaps. Moreover, oil spill mishaps seriously affect the marine/earthbound biological communities and human well-being. For instance, oil smooth structures an anaerobic condition in the ocean water and prompts the demise of widely varied vegetation. Oil spills can cause hypothermia of marine fowls and well evolved creatures by decreasing/decimating the protecting capacity of the plumage of feathered creatures and the hide of vertebrates. In the short-term, the poisonous establishes in petroleum could toxic substance or slaughter winged animals, well evolved creatures, angles and other marine living beings and harm the delicate submerged biological systems which lead to a horrible impact on the worldwide natural way of life, and in the long run mischief human well-being by harming inner organs, for example, kidneys, lungs, and liver. In addition, oil spill mishaps could influence marine plants and farming creation by blocking light and vaporous trade. It is evaluated that half of the all-out seaside wetland misfortune was brought about by oil spill mishaps. Finally, the oil contamination in marine condition can cause noteworthy financial misfortunes in the travel industry and marine asset businesses, for example, beach front salt industry, marine aquaculture, and fishery industry [30].

4.1 Fish

Oil spill mishaps could influence marine meteorological condition by means of scattering, disintegration, emulsification, and vanishing of the unrefined petroleum. When oil is spilled into the ocean, it could spread over the outside of the seawater. Some examination revealed that a huge amount of spilled oil can frame $59 \times 10^6 \text{ m}^2$ of smooth on the surface of the ocean water [31, 32]. The smooth could obstruct the O_2/CO_2 trade straightforwardly and lead to an oxygen exhaustion and pH change in the ocean water. Furthermore, smooth could likewise impact water vanishing and precipitation in marine condition. Accordingly, a few reports showed that marine desertification was brought about by oil spill mishaps. Examines have exhibited expanded mortality of fish because of oil spills. Fish eggs and larvae are regularly powerless against poisonous oil mixes because of their little size, ineffectively created films and detoxification frameworks just as their situation in the water segment [33–35]. A research investigations have demonstrated that oil or oil mixes (for the most part polycyclic aromatic hydrocarbons, PAHs) at low fixations can execute or cause sub-deadly harm to angle eggs and larvae. Sub-deadly impacts incorporate, for example, morphological disfigurements, decreased sustaining, and development rates, and are probably going to build helplessness to predators and starvation. The few existing in situ investigations of fish mortality at spill locales demonstrate sub-deadly impacts or raised mortality of eggs and larvae [35].

4.2 Mammals

Marine warm-blooded creatures having an all-around created pelage would be relied upon to have oil stick promptly to them. This is upheld by research center examinations including ringed seals [36], ocean otters [37], and polar bears [38].

Extra proof incorporates the finding, in zones of spilled oil, of oil-fouled creatures, for example, harp seals (*Phoca groenlandica*) [39], grey seal (*Halichoerus grypus*) [40], and elephant seal puppies (*Mirounga angustirostris*) [41].

Exploratory introduction ponders in ringed seals and polar bears recognized that these species in any event had an incredible ability to discharge hydrocarbons collected from its exposure. The flood of ringed seals in an oil smooth brought about a take-up of hydrocarbons into tissues as examined beforehand, and likewise abnormal states in bile and pee. Renal and biliary discharge instruments gave off an impression of being successful to clear blood and most tissues of the gathered buildups by 7 days. Further, incredibly high buildup levels were found in pee following ingestion of a (14)C-naphthalene named oil [41]. A functioning digestion of the oil hydrocarbons, in any event of the aromatic parts, is demonstrated by the way that practically the majority of the (14)C-naphthalene movement was available as polar water-dissolvable buildups in both plasma and pee. Freedom of retained oil in polar bears appeared to happen by method for pee and bile [41]. Renal release officially huge in perspective on the high fixations and delayed nearness of oil hydrocarbons in pee, was presumably thought little of since the example readiness technique separated just dissolvable extractable hydrocarbons which were estimated by fluorometry, like the ringed seal oil inundation ponder. This strategy could not represent increasingly polar processed hydrocarbons. Albeit one may theorize that the biochemical instrument for hydrocarbon digestion in marine warm-blooded animals is like that of earthly vertebrates and depends on a blended capacity oxygenase framework, few subtleties of such a framework exist. Engelhardt [41] demonstrated that the chemical aryl hydrocarbon hydroxylase, one of the blended capacity oxygenases, exists in both liver and kidney tissues of ringed seals. Aryl hydrocarbon hydroxylase was observed to be inducible by in vivo exposure to unrefined petroleum, especially in kidney tissue where the movement of the compound multiplied.

5. Conclusion

Petroleum hydrocarbons may be high-profile events that can result in environmental impacts and affect the lives of living organisms. It is understandable that interest will be expressed by both individuals and organizations in knowing what damage was done and how long it will take to recover. However, while government agencies may have environmental quality monitoring programs in place for routine assessment, these will not be designed for large-scale pollution incidents. Government agencies that create guidelines for PH substances incorporate the EPA, the Nuclear Regulatory Commission (NRC), the Occupational Safety and Health Administration (OSHA), and the Food and Drug Administration (FDA). Proposals give profitable rules to ensure general well-being, however cannot be authorized by law. Government associations that create proposals for PH substances incorporate the Agency for Toxic Substances and Disease Registry (ATSDR), Centers for Disease Control and Prevention (CDC), and the National Institute for Occupational Safety and Health (NIOSH). Guidelines and proposals can be communicated in not-to-surpass levels in air, water, soil, or nourishment that are generally found on levels that influence creatures. At that point, they are acclimated to help ensure individuals. Now and then, these not-to-surpass levels contrast among government associations in view of various introduction times, the utilization of various creature contemplates, or different variables. Despite the fact that there are no bureaucratic guidelines or rules for PH by and large, the administration has created guidelines and rules for a portion of the PH parts and mixes. These are intended to shield people in general from the conceivable hurtful well-being impacts of these PH.

IntechOpen

IntechOpen

Author details

Abdullah M. Alzahrani and Peramaiyan Rajendran*
Biological Sciences Department, College of Science, King Faisal University, Hofouf,
Kingdom of Saudi Arabia

*Address all correspondence to: prajendran@kfu.edu.sa

IntechOpen

© 2019 The Author(s). Licensee IntechOpen. This chapter is distributed under the terms of the Creative Commons Attribution License (<http://creativecommons.org/licenses/by/3.0>), which permits unrestricted use, distribution, and reproduction in any medium, provided the original work is properly cited. 

References

- [1] Xu X, Liu W, Tian S, Wang W, Qi Q, Jiang P, et al. Petroleum hydrocarbon-degrading bacteria for the remediation of oil pollution under aerobic conditions. *Frontiers in Microbiology*. 2018;**9**:2885. DOI: 10.3389/fmicb.2018.02885
- [2] Prince RC, McFarlin KM, Butler JD, Febbo EJ, Wang FC, Nedwed TJ. The primary biodegradation of dispersed crude oil in the sea. *Chemosphere*. 2013;**90**(2):521-526. DOI: 10.1016/j.chemosphere.2012.08.020
- [3] Jiang W, Jinjun Z, Zhihui W, Yongxing Z. Correlations between emulsification behaviors of crude oil-water systems and crude oil compositions. *Journal of Petroleum Science and Engineering*. 2016;**146**:1-9. DOI: 10.1016/j.petrol.2016.04.010
- [4] Adenuga AA, Wright ME, Atkinson DB. Evaluation of the reactivity of exhaust from various biodiesel blends as a measure of possible oxidative effects: A concern for human exposure. *Chemosphere*. 2016;**147**:396-403. DOI: 10.1016/j.chemosphere.2015.12.074
- [5] Muhammad A. Geochemical applications of polycyclic aromatic hydrocarbons in crude oils and sediments from Pakistan [thesis]. Lahore, Pakistan: Department of Chemistry, University of Engineering and Technology; 2010
- [6] Gainer A, Bresee K, Hogan N, Siciliano SD. Advancing soil ecological risk assessments for petroleum hydrocarbon contaminated soils in Canada: Persistence, organic carbon normalization and relevance of species assemblages. *Science of the Total Environment*. 2019;**668**:400-410. DOI: 10.1016/j.scitotenv.2019.02.459
- [7] Fowzia A, Fakhruddin ANM. A review on environmental contamination of petroleum hydrocarbons and its biodegradation. *International Journal of Environmental Sciences & Natural Resources*. 2018;**11**(3):555-811. DOI: 10.19080/IJESNR.2018.11.555811
- [8] Jyoti L, Smita C. Effect of diesel fuel contamination on seed germination and growth of four agricultural crops. *Universal Journal of Environmental Research and Technology*. 2012;**2**(4):311-317
- [9] Tang J, Wang M, Wang F, Sun Q, Zhou Q. Eco-toxicity of petroleum hydrocarbon contaminated soil. *Journal of Environmental Sciences*. 2011;**23**(5):845-851
- [10] Cermak JH, Stephenson GL, Birkholz D, Wang Z, Dixon DG. Toxicity of petroleum hydrocarbon distillates to soil organisms. *Environmental Toxicology and Chemistry*. 2010;**29**(12):2685-2694. DOI: 10.1002/etc.352
- [11] Smith PN, Cobb G, Godard-Codding C, Hoff D, McMurry S, Rainwater T, et al. Contaminant exposure in terrestrial vertebrates. *Environmental Pollution*. 2007;**150**:41-64. DOI: 10.1016/j.envpol.2007.06.009
- [12] Brooks AC, Gaskell PN, Maltby LL. Importance of prey and predator feeding behaviors for trophic transfer and secondary poisoning. *Environmental Science & Technology*. 2009;**43**:7916-7923. DOI: 10.1021/es900747n
- [13] Jones DE, Magnin-Bissel G, Holladay SD. Detection of polycyclic aromatic hydrocarbons in the shed skins of corn snakes (*Elaphe guttata*). *Ecotoxicology and Environmental Safety*. 2009;**72**:2033-2035. DOI: 10.1016/j.ecoenv.2008.11.001
- [14] Christine MB, Jill AO, Stefan W, Philip CS, Taylor SS. Effects of oil on terrestrial vertebrates: Predicting

impacts of the Macondo blowout. *Bioscience*. 2014;**64**:820-828

[15] Oris JT, Roberts AP. Cytochrome P450 1A (CYP1A) as a Biomarker in Oil Spill Assessments. Cambridge, UK: Cambridge University Press; 2013. pp. 201-219

[16] Alonso-Alvarez C, Munilla I, López-Alonso M, Velando A. Sublethal toxicity of the prestige oil spill on yellow-legged gulls. *Environment International*. 2007;**33**:773-781

[17] Wu Q, Liu Z, Liang J, Kuo DTF, Chen S, Hu X, et al. Assessing pollution and risk of polycyclic aromatic hydrocarbons in sewage sludge from wastewater treatment plants in China's top coal-producing region. *Environmental Monitoring and Assessment*. 2019;**191**(2):102. DOI: 10.1007/s10661-019-7225-6

[18] Correa Pabón RE, Souza Filho CR, Oliveira WJ. Reflectance and imaging spectroscopy applied to detection of petroleum hydrocarbon pollution in bare soils. *Science of the Total Environment*. 2019;**1**, **649**:1224-1236. DOI: 10.1016/j.scitotenv.2018.08.231

[19] Jones RD. Xylene/amitraz: A pharmacologic review and profile. *Veterinary and Human Toxicology*. 1990;**32**(5):446-448

[20] Wang C, Chen S, Wang Z. Electrophysiological follow-up of patients with chronic peripheral neuropathy induced by occupational intoxication with n-hexane. *Cell Biochemistry and Biophysics*. 2014;**70**(1):579-585. DOI: 10.1007/s12013-014-9959-7

[21] Riihimäki V, Savolainen K. Human exposure to m-xylene. Kinetics and acute effects on the central nervous system. *The Annals of Occupational Hygiene*. 1980;**23**(4):411-422

[22] Wang JD, Chen JD. Acute and chronic neurological symptoms among

paint workers exposed to mixtures of organic solvents. *Environmental Research*. 1993;**61**(1):107-116

[23] Peng G, Hakim M, Broza YY, Billan S, Abdah-Bortnyak R, Kuten A, et al. Detection of lung, breast, colorectal, and prostate cancers from exhaled breath using a single array of nanosensors. *British Journal of Cancer*. 2010;**10**, **103**(4):542-551. DOI: 10.1038/sj.bjc.6605810

[24] Altomare DF, Di Lena M, Porcelli F, Trizio L, Travaglio E, Tutino M, et al. Exhaled volatile organic compounds identify patients with colorectal cancer. *The British Journal of Surgery*. 2013;**100**(1):144-150. DOI: 10.1002/bjs.8942

[25] Kanoh S, Kobayashi H, Motoyoshi K. Exhaled ethane: An in vivo biomarker of lipid peroxidation in interstitial lung diseases. *Chest*. 2005;**128**(4):2387-2392. DOI: 10.1378/chest.128.4.2387

[26] Syhre M, Stephen TC. The scent of mycobacterium tuberculosis. *Tuberculosis*. 2008;**88**(4):317-323. DOI: 10.1016/j.tube.2008.01.002

[27] Krivoshto IN, Richards JR, Albertson TE, Derlet RW. The toxicity of diesel exhaust: Implications for primary care. *Journal of American Board of Family Medicine*. 2008;**21**(1):55-62. DOI: 10.3122/jabfm.2008.01.070139

[28] Kum C, Sekkin S, Kiral F, Akar F. Effects of xylene and formaldehyde inhalations on renal oxidative stress and some serum biochemical parameters in rats. *Toxicology and Industrial Health*. 2007;**23**(2):115-120. DOI: 10.1177/0748233707078218

[29] Monteiro M, Moreira N, Pinto J, Pires-Luís AS, Henrique R, Jerónimo C, et al. GC-MS metabolomics-based approach for the identification of a potential VOC-biomarker panel in the

urine of renal cell carcinoma patients. *Journal of Cellular and Molecular Medicine*. 2017;**21**(9):2092-2105. DOI: 10.1111/jcmm.13132

[30] Lee RF, Page DS. Petroleum hydrocarbons and their effects in subtidal regions after major oil spills. *Marine Pollution Bulletin*. 1997;**34**(11):928-940

[31] Gros J et al. First day of an oil spill on the open sea: Early mass transfers of hydrocarbons to air and water. *Environmental Science & Technology*. 2014;**48**(16):9400-9411

[32] Khan RA. Parasitism in marine fish after chronic exposure to petroleum hydrocarbons in the laboratory and to the Exxon Valdez oil spill. *Bulletin of Environmental Contamination and Toxicology*. 1990;**44**:59-763

[33] Fodrie FJ, Able KW, Galvez F, Heck KL, Jensen OP, Lopez-Duarte PC, et al. Integrating organismal and population responses of estuarine fishes in Macondo spill research. *Bioscience*. 2014;**64**:778-788. DOI: 10.1093/biosci/biu123

[34] Hjermann DØ, Melsom A, Dingsør GE, Durant JM, Eikeset AM, Roed LP, et al. Fish and oil in the Lofoten-Barents Sea system: Synoptic review of the effect of oil spills on fish populations. *Marine Ecology Progress Series*. 2007;**339**:283-299

[35] Langangen Ø, Olsen E, Stige LC, Ohlberger J, Yaragina NA, Vikebø FB, et al. The effects of oil spills on marine fish: Implications of spatial variation in natural mortality. *Marine Pollution Bulletin*. 2017;**119**(1):102-109. DOI: 10.1016/j.marpolbul.2017.03.037

[36] Geraci JR, Smith TG. Direct and indirect effects of oil on ringed seals (*Phoca hispida*) of the beaufort sea. *Journal of Fisheries Research*. 1976;**33**:1976-1984

[37] Siniff DB, Williams TD, Johnson AM, Garshelis DL. Experiments on the response of sea otters *Enhydra lutris* to oil contamination. *Biological Conservation*. 1982;**23**:261-272

[38] Oritsland NA, Engelhardt FR, Juck FA, Hurst RJ, Watts PD. Effect of Crude Oil Onpolar Bears. *Environmental Studies No. 24*. Dept. of Indian Affairs and Northern Development Canada; 1981. p. 268

[39] Warner RF. Environmental Effects of Oil Pollution in Canada: An Evaluation of Problems and Research Needs. *Can. Wildl. Serv. Ms. Report No.* 6451969. pp. 16-17

[40] Davis JE, Anderson SS. Effects of oil pollution on breeding grey seals. *Marine Pollution Bulletin*. 1976;**7**:115-118

[41] Engelhardt FR. Petroleum effects on marine mammals. *Aquatic Toxicology*. 1983;**4**(3):199-217