

We are IntechOpen, the world's leading publisher of Open Access books Built by scientists, for scientists

6,900

Open access books available

186,000

International authors and editors

200M

Downloads

Our authors are among the

154

Countries delivered to

TOP 1%

most cited scientists

12.2%

Contributors from top 500 universities



WEB OF SCIENCE™

Selection of our books indexed in the Book Citation Index
in Web of Science™ Core Collection (BKCI)

Interested in publishing with us?
Contact book.department@intechopen.com

Numbers displayed above are based on latest data collected.
For more information visit www.intechopen.com



Biofuel: An Environmental Friendly Fuel

Adeola Suhud Shote

Abstract

Various types of biofuels and feedstocks are considered and discussed in terms of their environmental and economic feasibilities. Biofuel is gaining the centre stage as human activities keep rising and the consequent increase in the discharge of lethal emissions is also a subject of concern. The need to cut down greenhouse gas emissions (i.e. CO₂, N₂O, CO, NO, SO₂) is imperative to preserve our natural biodiversity. Biodiesel and bioethanol are the most common, viable alternatives and infinite green fuels that can be used in internal combustion engine. Biodiesel (commonly from waste cooking oil, nonedible vegetable oil, animal fat and tallow) and bioethanol (usually from forestry waste, Lignocellulosic biomass, starchy and sugary vegetable sources, and agricultural residues) are synthesized from straight vegetable feedstocks to bring their characters close to that of the fossil diesel and gasoline. The candidates as green fuels have the potential to significantly reduce the greenhouse gas emissions by as much as 30% from their combustion in internal combustion engine. The various possible methods used for their productions determine the fuel sensitivity to the environment and the energy balance. In general, the energy balances are positive for both fuel substitutes.

Keywords: biofuel, biodiesel, bioethanol, emission, combustion

1. Introduction

The serious concerns of the global climate change, the rising trend of environmental pollution among others have necessitated researchers and industries to develop renewable alternative and cleaner energies across the world. The need for alternative and sustainable energy sources also arises from the global rise in population and the consequent increase in energy demand even as industrialization keeps on expanding. Therefore, the need to drive the world with efficient and eco-friendly energy carriers is paramount. Biofuels are one of the renewable, sustainable sources of energy carriers that can drive the modern day world with the high prospect and potential of reducing greenhouse gas emissions [1–5]. This reduction in this greenhouse gas emission will certainly be in line with Kyoto Protocol. Yet, no fuel system is completely free of environmental concerns [6]. The high dependency and pressure on finite fossil fuels will be shifted due to the global call to look into renewable eco-friendly fuel carriers.

The key sectors that need to be driven by efficient and cleaner fuel substitutes are the aviation, transportation and the manufacturing industries. Over the last two decades, a number of biofuels have been developed. These include bioethanol,

biodiesel, biogas, synthetic fuel, hydrogen and so on. Most of these fuels can be blended or used directly in internal combustion engine (ICE) [7, 8]. The cost of production of some these fuels is still relatively on the high side even despite the fact that they have lower environmental consequences when compared with fossil fuel. The various production methodologies could be responsible for the high cost of these biofuels [9]. Syntheses like fermentation, alcoholysis, Saccharification, acidolysis, hydrolysis, esterification, gasification, liquefaction and extraction have been used to produce biofuels.

The combustion of hydrocarbon fuel with O_2 from the atmosphere gives equivalent amount of CO_2 and H_2O . The other discharges are carbon monoxide (CO), nitrogen oxides (NO, N_2O) and nitrogen compounds (NH_3 and HCN), sulfur gases (SO_2 , CS_2 , OCS), compounds of halogens and carbons (CH_3Br and $CHCl$). Combustion of these finite fossil fuels and other biomass led to the global alteration in the atmosphere with respect to huge emissions discharges from these two main contributors [10]. Combustion from automobile, stationary sources are largely responsible for most of the greenhouse gas emissions to date (through CO_2 , stratospheric O_3 , and soot) and also some opposing effects (through SO_2). It has had minimal effect on stratospheric O_3 (through CH_3Cl , CH_3Br , CH_4) but has likely influenced the stratospheric oxidant levels (through CO, NO_x , NMHC), specifically the Northern Hemisphere [10]. Even though energy is key to drive the daily and economic activities but it should not be to the detriment of humanity.

Bioethanol, biogas and biodiesel are the most widely used biofuels. Bioethanol production is very high in Brazil and USA due to large volume of production of sugar cane and corn respectively. Research is also directed to the use of cellulose to produce ethanol [11]. Cellulose is converted to sugar and thereafter to ethanol. However, biodiesel is common in the Scandinavian countries and Germany in Europe. Biodiesel is usually blended using about 5–20% in these countries [12]. Germany is one of the top countries known for the production of biodiesel. Biogas on the other hand is usually produced from animal waste. The leading countries in the production of biogas in Europe are Germany and Great Britain. As the production of biofuel is gaining interest, bio-refineries are being cited in advanced countries like the USA, Germany to produce biofuels and other associated products.

Gasification of biomass to produce methanol, ethanol, dimethylether, syn-diesel could also result in the production of hydrogen and methane which may be used in vehicles. Largely, all these conversion processes are still relatively high in cost.

1.1 Biofuel as an alternative fuel

Researches are going on in the use of sustainable alternative fuels for automobile and stationery machines. The most prominent of those technologies being under investigation are the use of electric and hybrid automobiles, compressed natural gas (CNG), dimethylether, hydrogen, liquid biofuel, liquefied petroleum gas (LPG) and liquefied natural gas (LNG) among others. The centre of discussion here will focus on two prominent liquid fuels which are biodiesel and bioethanol. Their environmental impact and their sensitivity analysis will be looked into in detail.

These fuels are sourced mainly from vegetable feedstock chain supplies. These may include edible and nonedible vegetable sources that are sustainable [1].

2. Bioethanol

The feedstocks include sorghum, sugar beet, wheat, cassava and so on. Bioethanol can be used in straight or even blended form with premium motor spirit

(PMS) in spark ignition engine (SIE). Engine modification is not necessary for blends between 5 and 20%. The blend is often represented as E(percentage)G, that is E15G. The middle term '15' represent the percentage of the blend. However, higher blends may require engine modification. This adds to the final cost of the use of bioethanol in SIE. Besides, many advantages are associated with the candidate's use in SIE. The blends help in engine lubrication, thereby reducing the wear rate and reducing the engine temperature. It also has the advantage of cutting down the greenhouse gas emissions [13].

2.1 Pre-treatment for bioethanol

The production and quality of bioethanol produced is significantly boosted by the pretreatment procedures. Various pretreatment methods are presented in [14, 15] for lignocellulosic substrates and the merits of employing a pretreatment procedure. Pretreatment is necessary for the substrate feedstock because it gives direct yield of fermentable sugar ready for hydrolysis and heating. It also inhibits degradation and retards the activities of inhibitors for the final conversion to ethanol [15]. It gives a positive energy balance at the long run as the pretreatment process reduces the production cost, wastage of materials and time before the final fermentation process [15, 16]. The pretreatment processes involve the reduction of the size of the feedstock matrix-fraction (some time through the use of enzyme called amylase or through the mechanical means like milling). Hydrolysis and heating can then follow so that the enzyme can easily acts on the pretreated substrate [15].

Microorganisms like fungi can also be employed for the pretreatment of feedstocks particularly lignocellulosic materials. This involves breaking of the lignin structure. This pretreatment method is usually used on a laboratory scale because the process is slow and does not require much energy input as chemical processes are not involved [17].

The chemical pretreatment (alkaline/acid) is desirable for large scale industrial production due to the availability and affordability of chemical which are not affected by ambient changes unlike biological pretreatment agents [14]. Diluted acid pretreatment is usually preferred due to the draw backs of the use of concentrated acid pretreatment like corrosion of production line components. Within a short period of time and at about 160°C, sugar monomers are formed. The common agents used for acid pretreatment include nitric acid (HNO₃), hydrochloric acid (HCl), sulfuric acid (H₂SO₄), organic acid (lactic/acetic acids) and that of the alkaline are sodium hydroxide (NaOH), calcium hydroxide (Ca(OH)₂) ammonium hydroxide (NH₄OH) [14]. The various pretreatment methods and effects are summarized in **Table 1**.

2.2 Synthesis of bioethanol

The traditional method involves liquefaction and saccharification of starch. Saccharification involves the hydrolysis of cellulose or starch (polysaccharides) to simple monosaccharides. Carbohydrates (such as sucrose, maltose) are broken down to give simple sugar (like glucose, fructose, galactose).

The process is usually catalyzed using biological method (an enzyme) or chemical method (acid/base) [15, 18]. The saccharification procedure is very important because it determines the time, quality and quantity of the final product which is the bioethanol. Crystalline nature of cellulose fiber, lignin and hemicellulose content, porosity of lignocellulosic substrate affect the hydrolysis process [19]. Some drawbacks like increase in process cost from the chemical obtained, acid recovery, corrosion of production line components are associated with the use of chemical

Pretreatment method	Effects	Pros	Cons
Diluted acid	Hydrolyses hemicelluloses; Alters the structure of lignin Reduces cellulose more amenable for additional enzymatic treatment	Less corrosion effect than the conc acid Low formation of inhibitors	Generation of degradation products due to high temperature Low sugar concentration exit stream
Concentrated acid	Hydrolyses both hemicelluloses and cellulose	High glucose yield Operational cost reduction due to moderate operating temperature Low formation of degradable products No enzyme are required	Acid recovery is mandatory Equipment corrosion Generation of inhibitory compounds
Alkali	Removes lignin and hemicelluloses Increases accessible surface area	High lignin removal High digestibility	Long residence time Irrecoverable salt formation
Biological	Degrades lignin and hemicelluloses	Low energy consumption	Low hydrolysis rate
Mechanical	Reduces cellulose crystallinity	No formation of inhibitors	High power and energy consumption
Ammonia fiber explosion	Increases accessible surface area Slightly removes lignin and hemicelluloses to an extent	Low formation of inhibitors	Not efficient for biomass with high lignin content High cost due to large amount of ammonia
Ammonia recycled percolation	Removes lignin	Highly selective delignification	High energy consumption
Ionic liquids	Reduces cellulose crystallinity Removes lignin	High digestibility Green solvent	Large-scale application still under investigation
Ozonolysis	Reduces lignin transformation	No formation of inhibitors Mild operational conditions	High cost due large amount of ozone required
Steam explosion	Causes lignin transformation Causes hemicellulose solubility	Cost effective High yield of glucose and hemicellulose	Generation of inhibitory compounds Partial hemicellulose degradation Incomplete disruption of the lignin carbohydrate matrix
Supercritical fluid technology	Increase accessible surface area	Cost effective No formation of inhibitor	Does not affect lignin and hemicelluloses Very high pressure requirements
Wet oxidation	Removes lignin	Low formation of inhibitors	High cost of oxygen and alkaline catalyst
Organosolv	Hydrolyses linin and hemicelluloses	Pure lignin recovery High digestibility	Solvents need to be drained and recycled High cost

Table 1.
Pretreatment methods for lignocellulosic feedstocks in bioethanol synthesis [14].

catalysis [20]. However, the use of dilute acid is often preferred as it contributes to less impact on the environment. The enzymatic approach is mostly carried out in an orbital shaker (120–150 rpm) at about 40–50°C for 120 h [21]. β -Glucosidase, *Cellulase* are commonly used for the hydrolysis of complex starch [22]. Thereafter, the fermentation of sugar extracted from starch plant, followed by distillation. Enzyme, bacteria or yeast are used during the fermentation process to accelerate the formation of the product in an anaerobic environment. The simple sugar is converted to ethanol and carbon dioxide. Some time, saccharification and fermentation are considered simultaneously due to low cost, reduced process time, prevention of cellulose inhibition, high yield of ethanol [22]. Most of the world's ethanol is produced in Brazil and USA. Corn is used to synthesize bioethanol in the USA while sugar cane is used substantially in Brazil [13]. However, in Spain, bioethanol is produced from barley and in France it is obtained from beet. Agricultural biomass or residue from waste paper or corn stalks can also be used to obtain bioethanol [13]. Other agricultural produce that can be used to generate ethanol are wheat, potato, maize cassava etc.

Ethyl tertiary butyl ether (ETBE) is also worthy of mentioning here since it can also be obtained from some of the agricultural produce like barley, wheat which can be blended with PMS. They are usually produced in the refinery. Lignocellulose residue is gaining more research interest due to the reduction in the cost of production [14]. The lignocellulose contains cellulose, hemicelluloses and lignin. Hydrolysis are used to fractionalize some agricultural produce like maize so that complete conversion to ethanol and carbon dioxide can be obtained easily and efficiently with reduced wastage.

2.3 The ethanol conversion process

The schematic process of production chain of bioethanol is depicted in **Figure 1**. The process starts with milling of the feedstock for easy extraction of the starch. Yeast is added to make the extraction easy. The next stage is hydrolysis. Enzyme is added to obtain single sugar (glucose) and starch before fermentation by bacteria or microorganisms. Thereafter, distillation is followed to remove large volume of water in the product and then dehydration to further remove the water content so that the outcome concentration will increase. There are various pretreatment methods that can be used to obtain high quality ethanol [14, 23]. **Figure 2** presents the summary of the pretreatment and conversion methods while **Table 1** presents the pretreatment methods and the various merits and drawbacks from the use of

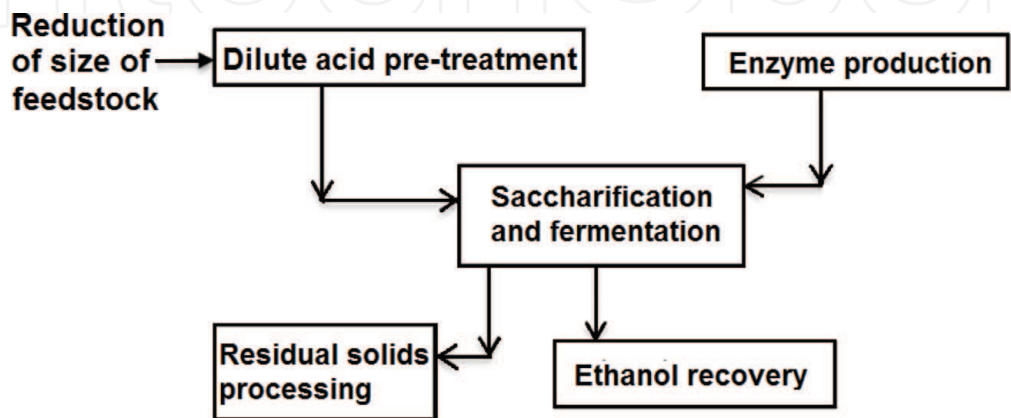


Figure 1.
Bioethanol conversion scheme [29].

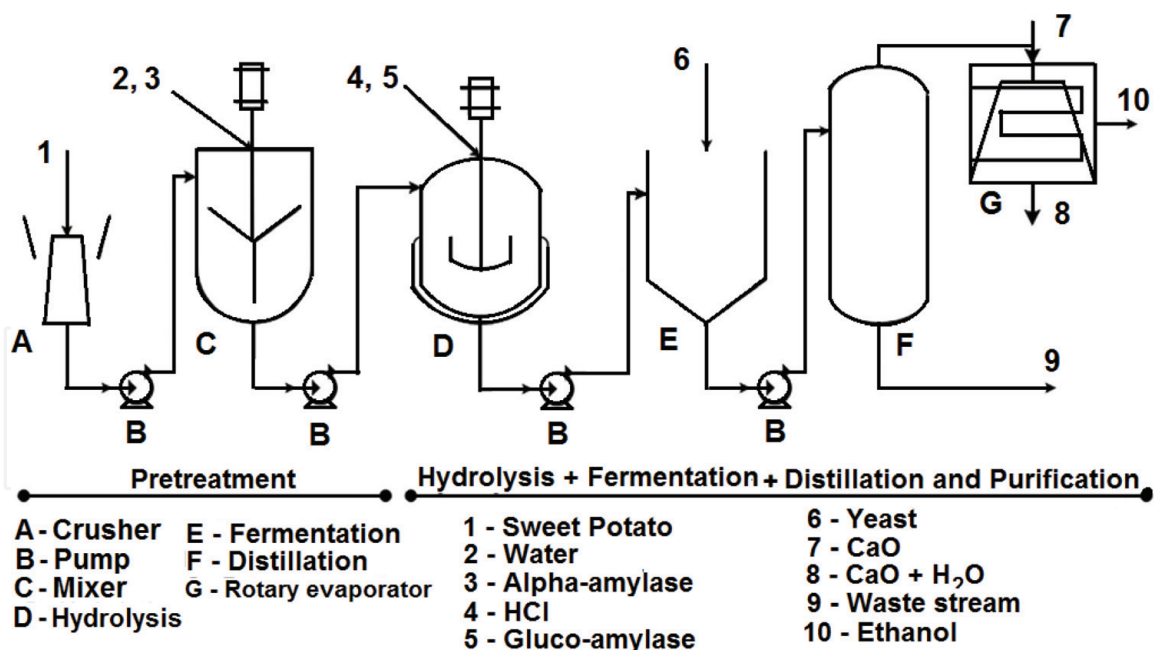


Figure 2.
Pretreatment and bioethanol conversion processes [27].

respective pretreatment method. In more recent time, response surface methodology (RSM) and artificial neural network (ANN) have been used to optimize the production of bioethanol [24]. ANN is used to perform complex cognitive procedurals which mimic the biological function of human brain. ANN genetic algorithm is used to simulate the biological processes in the ethanol production so that the major parameters can be varied to obtain a much desired output.

2.4 Impact of bioethanol and its sensitivity on the environment

This is related to the emission pattern compared with the fossil premium motor spirit (FPMS) and the energy balance for the synthesis of the ethanol. The energy balance involves the input feedstock and the by-product. Bioethanol has a huge potential to reduce the hazardous gas emissions due to its vegetable source. It helps in the complete combustion process because it is oxygenated thereby reducing the emissions by as much as 30%. Bioethanol from lignocellulosic biomass resource has huge strategic potential in cutting down of greenhouse gas emissions into the environment and reducing the consumption of crude fuel [21]. It can be blended with PMS due to its characteristics such as low cetane number, high octane number, high heat of vaporization that are close to that of the fossil gasoline [25]. The use of this large lignocellulosic biomass has the potential to reduce transportation cost which will contribute tremendously to positive energy balance [26]. Ethanol production from lignocellulose also has advantages over first generation biofuel in that it makes use of low cost biomass and employs a production process that is environmentally friendly [27].

Various methods of biofuel feedstocks, production loading methodologies and the environmental and economic viability of biofuel production are issues that are attracting and promoting the use of biofuels. However, biofuels combustion in ICE were found to have the prospect of reducing the greenhouse gas emissions [28] thereby lowering the average mean temperature of the atmosphere in the long run. This is in line with Kyoto protocol. The global pressure on the finite premium motor spirit (PMS) and automotive gas oil (AGO) will reduce significantly by using biofuel in straight or blended forms. Biofuels also have the merits of renewability and sustainability. The energy balance of most biofuels is positive as production is maximized.

3. Biodiesel

Biodiesel is currently gaining more and more interest as the desire to use eco-friendly fuel substitute keeps increasing because of the increase in the fluctuations in the crude-fuel prices internationally and the environmental consequences of fossil fuel. There are numerous ways of producing biodiesel from different feedstocks and different catalysts. Some of the feedstock include but not limited to grapeseed, camelina, lupin, linseed, rapeseed, sunflower, peanut, palm oil, palm kernel oil, poppyseed, olive, chestnut, karanja, pongamia, soybeans, canola, corn, crambe, jatropha, cottonseed and so on. Animal fat can also be used to synthesize biodiesel. The common methods of production are transesterification (alkaline catalyzed), the use of enzyme (e.g. lipase) catalyst, supercritical method of production (under high temperature and relatively high pressure) and the use of acid catalyst [30]. However, the commonly used method for the production of biodiesel is the transesterification method because of its simplicity and ease of handling.

Vegetable oils normally contain fatty acids which makes the properties (like viscosity, density, flash point, pour point cloud point, cetane number) to be high in value and mostly unsuitable to be used in internal combustion engine (ICE) without engine modification. So, the essence of the conversion to biodiesel is to remove or lower the effect of the fatty acid composition in **Table 2** [30]. The chemical structures of common fatty acids are also presented in **Table 3**. Some oils that are having lower fatty acid content can be used directly or in blended form as biodiesel fuel in compression ignition engine (CIE) which may require modification. This makes the whole chain of production more costly.

‘xx’ indicates number of carbons, and ‘y’ number of double bonds in the fatty acid chain.

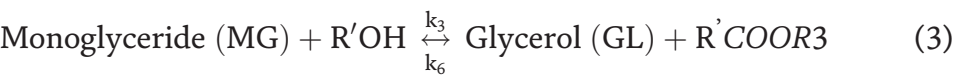
The production of biodiesel starts with oil extraction (usually with hexane). The high fatty acid oil containing triglycerides reacts with alcohol (usually methanol or ethanol) to produce esters and glycerol in the presence of a catalyst (KOH or NaOH). The whole processes are reversible processes and are in three steps as shown in Eqs. (1)–(3) [16]. Excess alcohol is desirable to accelerate the reaction towards the products side. The kinetics parameter k_x are in Nouredini and Zhu [32].

Transesterification of rapeseed oil in the supercritical methanol method shows that at temperature of 239°C and a pressure of 8.09 MPa, glycerin and methyl esters are produced as the principal products [31].

The main product is biodiesel and the by product is glycerol which are mainly used in the cosmetics and pharmaceutical industries. The basic conversion scheme of the vegetable oil is shown in **Figure 3**.

Fatty acid	Lauric	Myristic	Palmitic	Stearic	Oleic	Linoleic	Linolenic
Soybean	0.1	0.1	10.2	3.7	22.8	53.7	8.6
Palm	0.1	1.0	42.8	4.5	40.5	10.1	0.2
Cotton seed	0.1	0.7	20.1	2.6	19.2	55.2	0.6
Tallow	0.1	2.8	23.3	19.4	42.4	2.9	0.9
Coconut	46.5	19.2	9.8	3.0	6.9	2.2	0.0
Lard	0.1	1.4	23.6	14.2	44.2	10.7	0.4

Table 2.
Fatty acid in vegetable oil [30].



3.1 Impact of biodiesel and its sensitivity on the environment

This centers on the emissions comparison of the finite fossil diesel with biodiesel. Shote et al. [5] conducted a research on the emission patterns of the biodiesel blends compared with petroleum diesel. One hundred percent biodiesel was found to have lowest impact on the environment in terms of the hazardous emissions (CO, NO, NO₂, NO_x). Besides, the result also shows gradual reduction of the emissions pattern as the concentration of PKO-based biodiesel increases in the blend.

Fatty acid	Chemical name of fatty acids	Structure (xx:y)	Formula
Lauric	Dodecanoic	12:1	C ₁₂ H ₂₄ O ₂
Myristic	Tetradecanoic	14:1	C ₁₄ H ₂₈ O ₂
Palmitic	Hexadecanoic	16:0	C ₁₆ H ₃₂ O ₂
Stearic	Octadecanoic	18:0	C ₁₈ H ₃₆ O ₂
Arachidic	Eicosanoic	20:0	C ₂₀ H ₄₀ O ₂
Behenic	Docosanoic	22:0	C ₂₂ H ₄₄ O ₂
Lignoceric	Tetracosanoic	24:0	C ₂₄ H ₄₈ O ₂
Oleic	cis-9-Octadecenoic	18:1	C ₁₈ H ₃₄ O ₂
Linoleic	cis-9,cis-12-Octadecadienoic	18:2	C ₁₈ H ₃₂ O ₂
Linolenic	cis-9,cis-12,cis-15-Octadecatrienoic	18:3	C ₁₈ H ₃₀ O ₂
Erucle	cis-13-Docosenoic	22:1	C ₃₂ H ₄₂ O ₂

Table 3. Chemical structure of common fatty acids [31].

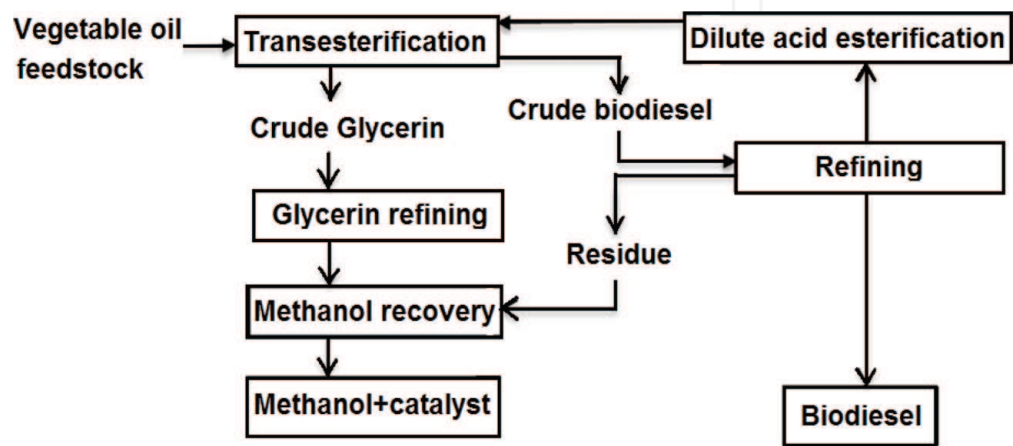


Figure 3. Biodiesel conversion scheme [16].

In general, the energy balance of most biodiesels is positive depending on the source of the vegetable oil, production, extraction and esterification. Zhang et al. [9] found out that the plant capacity, feedstock of oil and the method used to synthesize biodiesel are the most significant factors determining the final cost of biodiesel. The use of glycerol in the cosmetics and pharmaceutical industries will boost the energy balance of the biodiesel significantly. Since biodiesel is gaining more ground in terms of the usage, then the energy balance tends to be more positive. Biodiesel are found to reduce greenhouse gas emissions [5, 7]. Biodiesels also have the advantage of lubricating and bringing down the temperature of ICE. The generic NO_x emissions are not significantly affected as the concentration of the blends increase in the fuel mixture [5]. NO_x formation is governed by Zeldovich mechanism.

Acid catalyst (tetraoxosulphate VI acid) is also used instead of alkali catalyst (NaOH or KOH) to lower the activation energy for quick formation of esters and glycerin. However, the reaction takes longer time (about 2 days) to complete. The molar ratio is kept at 30:1 and the temperature range is between 60 and 80°C. The triglyceride is usually used with one mole of sulfuric acid to give 90% conversion to ester and glycerin in about 2 days [16].

Other methods involve the use of enzyme to fast track the rate of chemical reaction and the formation of esters. This method is very expensive because of the cost of enzyme which invariably affects the energy balance of the entire chain of production processes.

The summary of the common methods used for the production of biodiesel are presented in **Table 4**.

3.2 The summary of technologies at developmental stage dealing with biofuel production

a. *Pyrolysis of oil*: lignocellulosic biomass is usually used to synthesize bioethanol. The process normally starts with pretreatment procedures. However, any of the biomass substrates can be used to produce biodiesel. Research is till on going in the development of reactor for accelerated pyrolysis processes. A lot of investment and researches are still needed in this area so that the process and the end results will be economically reliable [33].

Variable	Alkali catalyst	Lipase catalysis	Supercritical alcohol	Acid catalysis
Reaction temperature (°C)	60–70	30–40	239–385	55–80
Free fatty acid in vegetable oil	Saponified products	Methyl esters	Esters	Esters
Water in vegetable oil	Interference with reaction	No influence	—	Interference with reaction
Yield of methyl esters	Normal	Higher	Good	Normal
Recovery of glycerol	Difficult	Easy	—	Difficult
Purification of methyl esters	Repeated washing	None	—	Repeated washing
Production cost of catalyst	Cheap	Relatively expensive	Medium	Cheap

Table 4.
Different techniques for ester production [16].

- b. *Hydrothermal upgrading process*: this process involves hydrolysis of biomass at high pressure and moderate temperature to produce bio-crude. It is also at the development stage just like pyrolysis process.
- c. *Dimethylether*: this is produced from gasification of biomass. It could also be obtained from natural gas. It is one of the conventional diesel fuel substitutes that is capable of cutting down NO_x emissions from its combustion in CIE. It is commonly synthesized from methanol.
- d. *Fischer-Tropsch*: synthetic gas is produced from fossil fuels. Research is still on going to produce synthetic gas from biomass feedstock. In the past, the primary feedstock for its production is fossil fuel. The origin of this synthetic fuel can be traced to Germany. Production of synthetic fuel through pyrolysis of biomass is still under investigation.
- e. *Synthetic fuel*: this fuel is synthesized by recycling organic waste. A lot of work is going on in this area to optimize the processes. It can be blended with conventional fuel.

Acknowledgements

The author gratefully acknowledged Obafemi Awolowo University, Ile-Ife for her support.

Author details

Adeola Suhud Shote
University of Pretoria, Hatfield, South Africa

*Address all correspondence to: adeolashot@yahoo.ca

IntechOpen

© 2019 The Author(s). Licensee IntechOpen. This chapter is distributed under the terms of the Creative Commons Attribution License (<http://creativecommons.org/licenses/by/3.0>), which permits unrestricted use, distribution, and reproduction in any medium, provided the original work is properly cited. 

References

- [1] Balat M, Balat H. Progress in biodiesel processing. *Applied Energy*. 2010;**87**:1815-1835. DOI: 10.1016/j.apenergy.2010.01.012
- [2] Fergione J, Hill J, Tilman D, Polasky S, Hawthorne P. Land clearing and the biofuel carbon debt. *Science*. 2008;**319**:1235-1238. DOI: 10.1126/science.1152747. Epub 2008 Feb 7
- [3] Scharlemann JPW, Laurance WF. How green are biofuels? *Science*. 2008;**319**:43-44. DOI: 10.1126/science.1153103
- [4] Searchinger T, Heimlich R, Houghton RA, Dong F, Elobeid A, Fabiosa J. Use of U.S. croplands for biofuels increases greenhouse gases through emissions from land use change. *Science*. 2008;**319**:1238-1240. DOI: 10.1126/science.1151861. Epub 2008 Feb 7
- [5] Shote AS, Betiku E, Asere AA. Characteristics of CO and NO_x emissions from combustion of transmethylated palm kernel oil-based biodiesel blends in a compression ignition engine. *Journal of King Saud University—Engineering Sciences*. 2018;**1**-6. DOI: 10.1016/j.jksues.2018.02.005. In Press
- [6] Hoekman SK. Biofuels in the U.S.—Challenges and opportunities. *Renewable Energy Journal*. 2009;**34**:14-22. DOI: 10.1016/j.renene.2008.04.030
- [7] Rahman MM, Pourkhesalian AM, Jahirul MI, Stevanovic S, Pham PX, Wang H, et al. Particle emissions from biodiesels with different physical properties and chemical composition. *Fuel*. 2014;**134**:201-208. DOI: /10.1016/j.fuel.2014.05.053
- [8] Cooney CP, Worm JJ, Naber JD. Combustion characterisation in an internal combustion engine with ethanol-gasoline blended fuels varying compression ratios and ignition timing. *Energy & Fuels*. 2009;**23**(5):2319-2324. DOI: 10.1021/ef800899r
- [9] Zhang Y, Dube MA, McLean DD, Kates M. Biodiesel production from waste cooking oil: 2. Economic assessment and sensitivity analysis. *Bioresource Technology*. 2003;**90**:229-240. DOI: 10.1016/so960-8524(03)00150-0
- [10] Prather MJ, Logan JA. Twenty-Fifth Symposium (International) on Combustion. Pittsburgh: The Combustion Institute; 1994. p. 1513. DOI: /10.1016/S0082-0784(06)80796-4
- [11] Schifter I, Diaz L, Rodriguez R, Gomez JP, Gonzalez U. Combustion and emissions behaviour for ethernol—Gasoline blends in a single cylinder engine. *Fuel*. 2011;**90**(12):3586-3592. DOI: /10.1016/j.fuel.2011.01.034
- [12] Shote AS, Betiku E, Asere AA. Biodiesel production by transmethylation of Nigerian palm kernel oil. *Ife Journal of Technology*. 2009;**18**(2):1-4. DOI: <http://ijt.oauife.edu.ng>
- [13] Hanif M, Mahlia TIM, Aditiya HB, Abu Bakar MS. Energy and environmental assessments of bioethanol production from Sir Kanji 1 cassava in Malaysia. *Biofuel Research Journal*. 2017;**13**:537-544. DOI: 10.18331/BRJ2017.4.1.3
- [14] Refaat AA. 5.13—Biofuels from waste materials. In: Sayigh A, editor. *Comprehensive Renewable Energy*. 1st ed. Oxford: Elsevier; 2012. p. 217–261 DOI: /Letcher/978-0-08-087872-0. Ch5
- [15] Aditiya HB, Mahlia TMI, Chong WT, Hadi N, Sebayang AH. Second

- generation bioethanol production: A critical review. *Renewable and Sustainable Energy Reviews*. 2016;**66**: 631-653. DOI: 10.1016/j.rser.2016.07.015
- [16] Gupta A, Verma JP. Sustainable bio-ethanol production from agro-residues: A review. *Renewable and Sustainable Energy Reviews*. 2014;**2015**:550-567. DOI: 10.1016/j.rser.2014.08.032
- [17] Sun Y, Cheng J. Hydrolysis of lignocellulosic material for ethanol production: A review. *Bioresource Technology*. 2002;**98**:673-686. DOI: 10.1016/s0960-8524(01)00212-7
- [18] Prado JM, Lachos-perez D, Forster-carneiro T, Rostagno MA. Food and bioproducts processing sub- and supercritical water hydrolysis of agricultural and food industry residues for the production of fermentable sugars: A review. *Food and Bioproducts Processing*. 2015;**98**:95-123. DOI: 10.1016/j.fbp.2015.11.004
- [19] Karimi K, Emtiazi G, Taherzadeh MJ. Ethanol production from dilute acid pretreated rice straw by simultaneous saccharification and fermentation with *Mucor indicus*, *Rhizopus oryzae*, and *Saccharomyces cerevisiae*. *Enzyme and Microbial Technology*. 2006;**40**: 138-144. DOI: 10.1016/j.enzmictec.2005.10.046
- [20] Noomtim P, Cheirsilp B. Production of butanol from palm empty fruit bunches hydrolyzate by *Clostridium acetobutylicum*. *Energy Procedia*. 2011;**9**: 140-146. DOI: 10.1016/j.egypro.2011.09.015
- [21] Derman E, Abdulla R, Marbawi H, Sabullah MK. Oil palm empty fruit bunches as a promising feedstock for bioethanol production in Malaysia. *Renewable Energy*. 2018;**129**:285-298. DOI: 10.1016/j.renene.2018.06.003
- [22] Raman JK, Gnansounou E. Ethanol and lignin production from Brazilian empty fruit bunch biomass. *Bioresource Technology*. 2014;**172**:241-248. DOI: 10.1016/j.biortech.2014.09.043
- [23] Sathendraa ER, Baskarb G, Praveenkumara R, Gnansounou E. Bioethanol production from palm wood using *Trichoderma reesei* and *Kluyveromyces marxianus*. *Bioresource Technology*. 2019;**271**:345-352. DOI: 10.1016/j.biortech.2018.09.134
- [24] Baskar G, Selvakumari AE, Aiswarya R. Biodiesel production from castor oil using heterogeneous Ni doped ZnO nanocatalyst. *Bioresource Technology*. 2018;**250**:793-798. DOI: 10.1016/j.biotech.2017.12.010
- [25] Tan KT, Lee KT, Mohamed AR. Role of energy policy in renewable energy accomplishment: The case of second-generation bioethanol. *Energy Policy*. 2008;**36**:3360-3365. DOI: 10.1016/j.enpol.2008.05.016
- [26] Silva JOV, Almeida MF, Alvim-Ferraz MC, Dias JM. Integrated production of biodiesel and bioethanol from sweet potato. *Renewable Energy*. 2018;**124**:114-120. DOI: 10.1016/j.renene.2017.07.052
- [27] Boonchuaya P, Techapunb C, Leksawasdib N, Seesuriyachanb P, Hanmoungjaib P, Watanabec M, et al. An integrated process for xylooligosaccharide and bioethanol production from corncob. *Bioresource Technology*. 2018;**256**:399-407. DOI: 10.1016/j.biortech.2018.02.004
- [28] Lee S, Teramoto Y, Endo T. Enzymatic saccharification of woody biomass micro/nanofibrillated by continuous extrusion process I—Effect of additives with cellulose affinity. *Bioresource Technology*. 2009;**100**: 275-279. DOI: 10.1016/j.biotech.2008.05.051
- [29] Lin Y, Tanaka S. Ethanol fermentation from biomass resources:

Current state and prospects. *Applied Microbiology Biotechnology*. 2006;**69**: 627-642. DOI: 10.1007/s00253-005-0229-x

[30] Marchetti JM, Miguel VU, Errazu AF. Possible methods for biodiesel production. *Renewable and Sustainable Energy Reviews*. 2007;**11**:1300-1311. DOI: 10.1016/j.rser.2005.08.006

[31] Barnwal BK, Sharma MP. Prospects of biodiesel production from vegetable oils in India. *Renewable and Sustainable Energy Reviews*. 2005;**9**:363-378. DOI: 10.1016/j.rser.2004.05.007

[32] Nouredдини H, Zhu D. Kinetics of transesterification of soybean oil. *Journal of American Oil Chemist's Society*. 1997;**74**:1457-1463. DOI: 10.1007/s11746-997-0254-2

[33] Chacon FAT. Techno-economic assessment of biofuel production in the European Union (thesis). Germany: Faculty of Business Admin, Technische University Freiberg; 2004. DOI: <http://www.globalbioenergy.org>