

We are IntechOpen, the world's leading publisher of Open Access books Built by scientists, for scientists

6,900

Open access books available

186,000

International authors and editors

200M

Downloads

Our authors are among the

154

Countries delivered to

TOP 1%

most cited scientists

12.2%

Contributors from top 500 universities



WEB OF SCIENCE™

Selection of our books indexed in the Book Citation Index
in Web of Science™ Core Collection (BKCI)

Interested in publishing with us?
Contact book.department@intechopen.com

Numbers displayed above are based on latest data collected.
For more information visit www.intechopen.com



Anti-Corrosive Properties of Alkaloids on Metals

Hui-Jing Li, Weiwei Zhang and Yan-Chao Wu

Abstract

Numerous organic inhibitors have been reported to be used for the corrosion inhibition of various metals, especially, the heterogeneous ring compounds bearing larger electronegativity atoms (i.e., N, O, S, and P), polar functional groups, and conjugated double bonds are the most effective inhibitors. Based on the concept of green chemistry, in recent years, the research of corrosion inhibitor has gradually extracted new environment-friendly corrosion inhibitor from natural animals and plants, because of its advantages in wide source, low cost, low toxicity and subsequent treatment. Alkaloids such as papaverine, strychnine, quinine, nicotine, etc., have been studied as inhibitors for metals corrosion in corrosive media. This chapter aims to review the application of alkaloids for the corrosion inhibition of metals in corrosive media, and the development trend in this field is prospected.

Keywords: iron, steel, copper, aluminum, inhibitor, alkaloids
corrosion inhibition

1. Introduction

Metals corrosion is a process in which a metal material loses its basic properties due to the action of the surrounding medium. Despite significant advances in the field of corrosion science and technology, corrosion is still a major obstacle to industry in all countries of the world. Steel, copper, zinc, aluminum as well as their alloys, has been extensively applied in construction and other industrial fields owing to its low price and good material properties [1–4]. However, one of the great challenges that metals face in industrial applications is that they are particularly susceptible to corrosion under acidic or alkaline conditions, which could lead to huge economic losses and potential environmental problems. A practical and cost-effective method to address such problems is the usage of corrosion inhibitors due to their easy synthesis, remarkable inhibition effect and economic advantages. The reported corrosion inhibitors against metals corrosion in acidic or alkaline medium are usually polar organic heterocyclic compounds bearing electronegativity atoms (i.e., nitrogen, oxygen, sulfur, and phosphorus), polar functional groups, and conjugated double bonds [5–7]. For example, azoles [8], Schiff bases [9], quinolones [10], thioureas [11] and pyrimidines [12] have been reported as effective corrosion inhibitors for metals in corrosive medium. The polar units of these corrosion inhibitors are regarded as the reaction centers to promote their adsorption on the metals surface, forming a protective layer to prevent the metals from undertaking corrosion attacks. Nevertheless, corrosion scientists are not very satisfied with chemical inhibitors as they are

generally not readily available, expensive, water-insoluble, and pollute the environment in their synthesis and applications processes. With the deterioration of pollution problems, the development and utilization of green, low-toxic organic molecular corrosion inhibitors has received attention. It is highly desirable that the novel metal inhibitors are non-toxic and environmentally friendly.

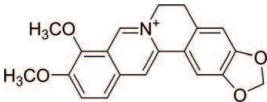
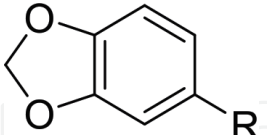
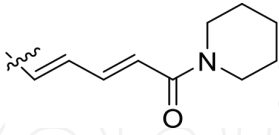
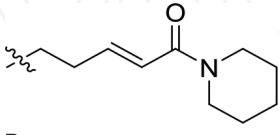
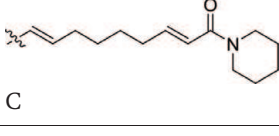
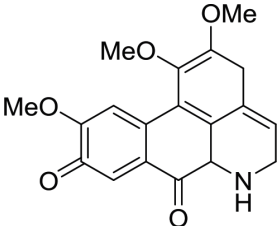
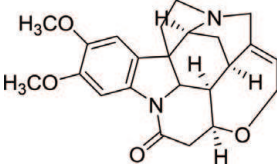
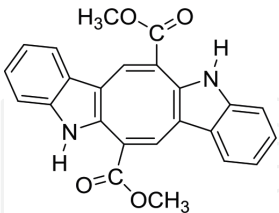
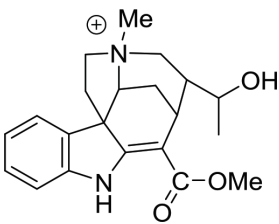
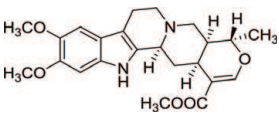
Recently, the use of natural products as corrosion inhibitors in different media has been widely reported as they are nontoxic, biodegradable and readily available in plenty. Among these natural products, alkaloids (nitrogen as one of their main constituent atoms) such as papaverine, strychnine, quinine, piperine, liriodenine, oxoanalogine and nicotine have been studied as inhibitors for metals corrosion in different media. Moreover, many plants can produce various types of alkaloids which makes this very interesting due to the presence of heteroatoms. These heteroatoms, nitrogen and the oxygen commonly associated with double bonds promote the adsorption between metals and inhibitors [4, 8]. That's why alkaloid plant extracts can reveal the fascinating features about inhibit corrosion, and alkaloids were found to prevent metal corrosion by adsorption of their molecules on metals surface to form a protective layer. Generally, there are two types of interactions of these inhibitors adsorption on metal surface. One is physical adsorption involving the electrostatic force between the ionic charge of the adsorbed species and the charge on the metal surface. The other is chemisorption, which involves charge sharing or transfer from the inhibitor molecules to the metals surface, forming coordination bonds or feedback bonds [9, 13]. Various natural organic inhibitors platforms are needed to develop new cleaning chemicals for green environment, which make the exploitation of late-model alkaloids class of corrosion inhibitors for metal protection a high priority. In this chapter, the corrosion inhibition effects of alkaloids (**Table 1**) as corrosion inhibitors on steel, copper, aluminum and other metal surfaces in different corrosive media such as hydrochloric acid, sulfuric acid, sodium chloride, etc., is reviewed.

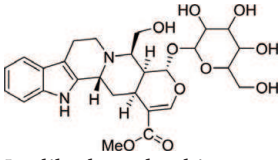
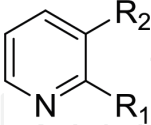
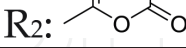

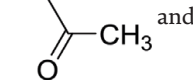
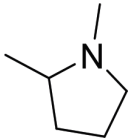
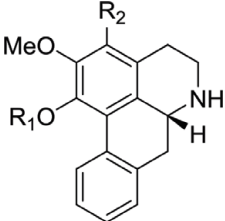
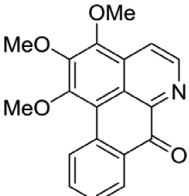
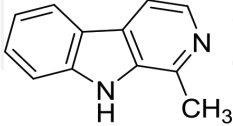
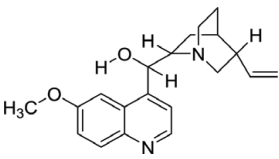
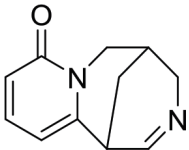
2. Alkaloids as corrosion inhibitors

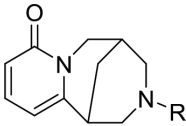
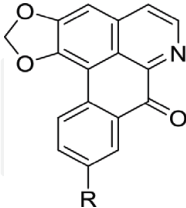
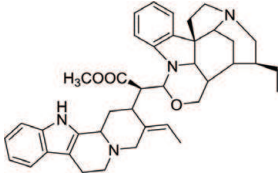
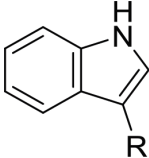
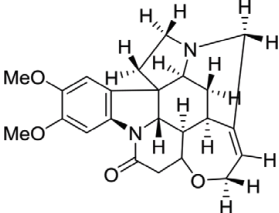
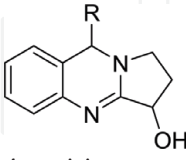
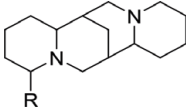
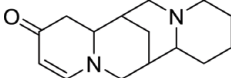
2.1 Iron and steel inhibitor

Iron/steel is a strong metal that is widely used in multitudinous industrial fields, such as machinery manufacturing, petrochemical engineering, constructing and national defending, etc. The combination of iron and other elements provides many acceptable material properties for application. However, iron materials are highly susceptible to corrosion in acid pickling, acid cleaning, acid descaling and oil well acidification, which will induce potential problems in industrial equipment, consequently leading to huge economic losses and serious environmental pollution. Generally, it is cost-effective to use natural organic inhibitors in acidic media to reduce corrosion of iron and/or steel. It has been reported that the adsorption depends mainly on the electronic and structural properties of the organic inhibitor molecule such as larger electronegativity atoms (i.e., N, O, S, and P), polar functional groups, conjugated double bonds, steric factors, and aromaticity.

Acidic solutions are widely used in various industrial processes, the corrosion and inhibition of iron/steel in this environment constitutes a complex process problem. The use of natural organic inhibitors to reduce the corrosion of iron/steel in acidic media is highly cost-effective, as they are renewable, cheap, easily available and non-toxic. In recent decades, a large number of reports on the inhibition of iron/steel in acid solutions by different types of natural alkaloids inhibitors at

Core moiety	—R	Metal	Medium	References
 Berberine	—	Mild steel	1 M H ₂ SO ₄	[17]
		Copper	0.5 M HCl	[46]
		7075 Al alloy	3.5% NaCl	[57]
		Al alloy	3.5% NaCl	[58]
 A: piperine B: piperanine C: pipernonatine	 A  B  C	Mild steel	1 M HCl	[18]
		C38 steel	1 M HCl	[34]
		Copper	1 M HCl	[47]
		Copper	1 M HCl	[47]
 Atheroline	—	Mild steel	1 M HCl	[19] [20]
 Brucine	—	Mild steel	1 M HCl	[21]
 Caulerpin	—	Mild steel	1 M HCl	[23]
 Alstogustine	—	Mild steel	1 M HCl	[24]
 Isoreserpiline	—	Mild steel	1 M HCl	[25]

Core moiety	—R	Metal	Medium	References
 Isodihydrocadambine	—	Mild steel	1 M HCl	[26]
 A: anibine B: 1-(pyridine-2-yl)propan-2-one C: nicotine	A: R ₁ : H and H ₃ C-O R ₂ :  R ₂ :  B: R ₁ :  and R ₂ : H C: R ₁ : H and 	C38 steel	1 M HCl	[27]
		Mild steel	8% H ₂ SO ₄	[41]
		Carbon steel	3% NaCl + CO ₂	[44]
 A: isoquinoline B: nornuciferine	A: R ₁ : —CH ₃ and R ₂ : —OCH ₃ B: R ₁ : —CH ₃ and R ₂ : —H	Carbon steel	0.1 M HCl	[30]
 Methylmoschatoline	—	Carbon steel	0.1 M HCl	[30]
 1-Methyl-pyrido[3,4]indole	—	Carbon steel	0.1 M HCl	[30]
 Quinine	—	Carbon steel	1 M HCl	[29]
		Carbon steel	1.5 M HCl	[31]
 Dehydrocytisine	—	Carbon steel	1 M HCl	[32]

Core moiety	—R	Metal	Medium	References
 A: cytisine B: methylcytisine C: hydroxylcytisine	A: —H B: —CH ₃ C: —OH	Carbon steel	1 M HCl	[32]
 A: liriodenine B: oxoanalobine	A: —H B: —OH	C38 steel	1 M HCl	[33]
 Geissospermine	—	C38 steel	1 M HCl	[36]
 A: tryptamine B: indole	A: —(CH ₂) ₂ NH ₂ B: —H	Iron Mild steel	0.5 M H ₂ SO ₄ 1 M HCl 1 M H ₂ SO	[37] [43]
 Brucine	—	Mild steel	1 M H ₂ SO ₄	[39]
 A: vasicine B: vasicinone	A: —H B: =O	Mild steel	0.5 M H ₂ SO ₄	[40]
 A: sparteine B: lupanine	A: —H B: =O	Steel 7055-T6 Al alloy Steel 7055-T6 Al alloy	2 M HCl 01 M H ₂ SO ₄ 0.5 M NaCl 2 M HCl 01 M H ₂ SO ₄ 0.5 M NaCl	[42] [59] [42] [59]
 Multiflorine	—	Steel 7055-T6 Al alloy	2 M HCl 01 M H ₂ SO ₄ 0.5 M NaCl	[42] [59]

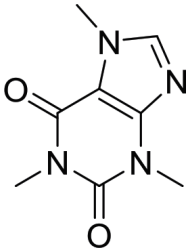

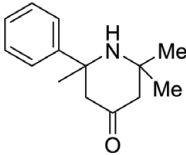
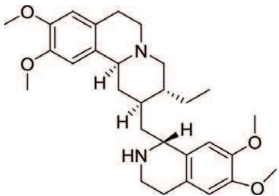
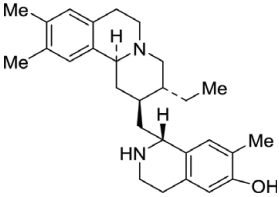
Core moiety	—R	Metal	Medium	References
 Caffeine	—	Carbon steel	3% NaCl + CO ₂	[44]
 Piperidones	R ₁ : H, R ₂ : H and R ₃ : H R ₁ : H, R ₂ : —Me and R ₃ : —Me R ₁ : —Cl, R ₂ : H and R ₃ : H	Copper	0.1 M H ₂ SO ₄	[51]
 2,2-Dimethyl-6-phenylpiperidin-4-one	—	Copper	0.1 M H ₂ SO ₄	[51]
 Emetine	—	Copper	1 M HNO ₃	[53]
 Cephaeline	—			

Table 1.
List of alkaloids for corrosion inhibition properties of various metals.

domestic and foreign scholars. As early as the 1970s, the researchers carried out a large number of preliminary exploratory studies on alkaloids corrosion inhibitors, and made some progress. The research of alkaloid corrosion inhibitors is mainly carried out in hydrochloric acid and sulfuric acid medium. In 1986, Ramakrishniah reported an excellent papaverine pickling inhibitor [14], further introducing the research status of alkaloid corrosion inhibitors. It is pointed out that the organic corrosion inhibitor molecule is usually composed of a polar agent centered on N, O atoms and a nonpolar group composed of C, H atoms, which can be bonded with the metal surface in the form of a bond and produce physical or chemical adsorption. Alkaloids namely pyrrolidine [15] as an inhibitor for iron in 1 M HCl; pomegranate [16], berberine [17], piperine [18], atheroline [19, 20], brucine [21], tropane, pyrrolizidine [22], caulerpin [23], indole [24], isoreserpiline [25], 3β-isodihydrocadambine [26], anibine [27], strychnine and quinine [28] as inhibitors for mild steel in 1 M HCl; quinine [29], *O*-methylisopiline, (–)-nornuciferine, *O*-methylmoschatoline [30], quinine sulfate (6′-methoxycinchonan-9-ol-sulfate

dehydrate) [31] and cytosine [32] as an inhibitor for carbon steel in 1 M HCl; liriodenine, oxoanalobine [33], piperine [34], oxoaporphinoid [35] and geissospermine [36] as inhibitors for C38 steel in 1 M HCl; tryptamine [37] as an inhibitor for iron in 0.5 M H₂SO₄; piperine [38], brucine [39], vasicine, vasicinone [40] and isopelletierine [41] as inhibitors for mild steel in 0.5 M H₂SO₄; sparteine, lupanine, multiflorine [42] and indole [43] as inhibitors for mild steel in 1 M HCl and 0.5 M H₂SO₄ have been investigated against the corrosion of iron/steel by weight loss measurements, potentiodynamic polarization and electrochemical impedance spectroscopy (EIS) techniques. The experimental results revealed that these alkaloids were excellent green inhibitors, and their inhibition efficiency increased with the increase of inhibitor concentration and decreased with increase of temperature. Polarization curve results demonstrate that most of the alkaloids compounds have been classified as mixed inhibitors under the studied acidic conditions. Only the indole alkaloids act as an anodic type inhibitor in HCl and as a mixed type in H₂SO₄ [43]. The Nyquist plots revealed that the charge transfer resistance increased and the double layer capacitance decreased as the concentration of the inhibitor increased. In addition, the inhibition efficiency obtained by weight loss method and electrochemical tests were consistent in all studies. The adsorption of most alkaloids corrosion inhibitors on the steel surface belongs to Langmuir isothermal type. However, the adsorption of a small amount of alkaloids inhibitors, namely piperine, caulerpin, brucine and quinine on the metal surface was found to obey Temkin's adsorption isotherm in acid medium. But berberine [17] and tryptamine [37] follow the Flory-Huggins adsorption isotherm and Bockris-Swinkels adsorption isotherm on the metal surface, respectively. These adsorption isotherms were calculated from Eqs (1) to (4):

$$\frac{c}{\theta} = \frac{1}{K_{ads}} + c \quad \text{Langmuir isothermal} \quad (1)$$

$$\exp(-2a\theta) = K_{ads}c \quad \text{Temkin's adsorption} \quad (2)$$

$$\log\left(\frac{\theta}{c}\right) = \log xK_{ads} + x \log(1 - \theta) \quad \text{Flory - Huggins adsorption} \quad (3)$$

$$\frac{\theta}{(1 - \theta)^x} \frac{[\theta + x(1 - \theta)]^{(x-1)}}{x^x} = K_{ads}c \quad \text{Bockris - Swinkels adsorption} \quad (4)$$

where c is inhibitor concentration, θ represents surface coverage, x means the number of adsorbed water molecules replaced by one inhibitor molecule. The formation and properties of the adsorbed films on the steel surface have been investigated using scanning electron microscope (SEM) [17, 19, 20, 22, 24–26, 36, 38, 39, 43], X-ray photoelectron spectroscopy (XPS) [27, 32], FTIR spectroscopy [19–26, 39, 41, 43] and atomic force microscopy (AFM) [23]. The effect of temperature on inhibitive performances were studied to provide more detailed insights into the kinetics and thermodynamics of metal corrosion in acid solutions. Quantum chemical calculations were employed to provide insightful quantitative information to conclude the correlation between molecular structures and inhibition performance.

Metal corrosion also occurs in industrial processes under neutral conditions. Therefore, inhibiting metal corrosion under neutral conditions is also an important research direction. Numerous studies revealed that caffeine and nicotine can act as effective corrosion inhibitors for iron/steel in neutral environment. Corrosion inhibition of carbon steel by caffeine (1,3,7-trimethyl-purine-2,6-dione) and nicotine (3-(1-methylpyrrolidin-2-yl)pyridine) [44] in 3% NaCl solution with CO₂ was

investigated using various techniques. Potentiodynamic polarization curve results showed that these compounds belonged to mixed-type inhibitors which primarily inhibited the cathodic reaction, and this effect still exists at low inhibitor concentration, indicating that these compounds are good inhibitors in 3% NaCl + CO₂ conditions ($\eta > 90\%$ for caffeine and $> 80\%$ for nicotine). The thermodynamic analysis of Langmuir model shows that the adsorption of these alkaloids is physical adsorption. Surface analysis (SEM-EDS) confirmed that the inhibition effect was due to the adsorption of caffeine or nicotine molecules on the surface of carbon steel solution. The effect of temperature for caffeine and nicotine was also studied by electrochemical impedance spectroscopy (EIS), demonstrating that the best inhibitor was caffeine, as its structure has more active sites in the oxygen and nitrogen heteroatoms, and more easily adsorbed on the steel surface. In addition, caffeine (1,3,7-trimethylamine) and nicotine (1-methyl-2-pyrrolidiny) pyridine) [45] as corrosion inhibitors for cast iron in 0.1 M Na₂SO₄ solution was evaluated by electrochemical techniques. The results showed that the two compounds added as corrosion inhibitors showed considerable corrosion resistance. The formation of bimolecular layer by additives can effectively inhibit oxidation and improve the protection performance of WD-40 oil.

2.2 Copper inhibitor

Copper and its alloys have a wide range of applications in the industrial field due to their high electrical and thermal conductivity. Nevertheless, copper is extremely sensitive to corrosion in acid and alkaline solutions, and thus result in huge economic losses and potential environmental problems. A practical and effective solution to this problem is to use organic corrosion inhibitors. At present, the copper corrosion inhibitors used in industry mainly include: azole type, amine type and pyridine type corrosion inhibitors mainly containing N compounds. However, such compounds are highly toxic and pose a great hazard to operators and the environment. Therefore, the research and development of high efficiency, low toxicity, environment-friendly corrosion inhibitor is one of the main directions of corrosion inhibitor development. In recent years, researchers have applied natural alkaloids as copper corrosion inhibitors, which are non-toxic, environmentally friendly, simple preparation process and low cost. These organic compounds customarily contain polar functional groups with N, S or O atoms, and have triple or conjugated double bonds in their molecular structure, which are the main adsorption centers.

The research on the inhibition effect of alkaloids on copper is mainly carried out in hydrochloric acid, sulfuric acid and nitric acid. Corrosion inhibition of copper by berberine (5,6-dihydro-9,10-dimethoxybenzo[g]-1,3-benzodioxolo[5,6-a]quinoliziniu-m) [46] in 0.5 M HCl and piperine, piperanine, pipernonatine, N-11-(3,4-methyl-enedioxyphenyl)hmdecatrienoyl)-piperidine [47] in 1 M HCl; caffeine [48], quinine, strychnine [49, 50], piperidine, piperidones (2,6-diphenylpiperidin-4-on, 3-methyl-2,6-diphenylpiperidin-4-on, 2,2-dimethyl-6-phenylpiperidin-4-one, N-chloro-2-6-diphenylpiperidin-4-on) [51] in 0.1 M H₂SO₄; hyoscyne, atropine, hyoscyamine [52], emetine, cephaeline [53] in 1 M HNO₃ was investigated by gravimetric, electrochemical, surface, and quantum chemical calculations methods. These compounds were found to exhibit good inhibition performance and the corrosion inhibition efficiency increased with increasing concentration. Polarization curves showed that all of those alkaloids are determined as mixed-type inhibitors in the studied solutions, and the results were consistent with those obtained by weight loss. The adsorption of a majority of alkaloids on copper surface obeys the Langmuir isotherm model, whereas quinine and strychnine were found to follow Bockris-Swinkels adsorption isotherm in 0.1 M H₂SO₄ solution. The surface morphologies of

copper specimens after immersion in test solution without and with studied alkaloids inhibitors were observed by SEM and AFM. These experimental results were also supported by quantum chemical calculations, which provided insightful quantitative information to conclude the correlation between molecular structures and inhibition performance.

Besides, copper can be severely corroded in sea water and chloride environments due to the presence of large amounts of chloride ions, and the anodic dissolution of copper is affected by the concentration of chloride ions. When the chloride ion concentration is below 1 M, the anode dissolves to form CuCl , followed by the formation of CuCl_2 when excess chloride ions are present [54]. The inhibition effect of some alkaloids on copper has been evaluated by various techniques. For example, see [14] papaverine, brucine, strychnine, ephedrine and cinchonidine was investigated using weight loss in 100 ppm sodium chloride solutions. It's interesting to note that brucine, strychnine and cinchonidine can inhibit the corrosion of copper, while papaverine and ephedrine accelerate the corrosion of copper. The results also showed that cinchonidine had the best inhibition performance with an efficiency of 94%. In addition, the corrosion inhibitive action of copper corrosion in 1.5% sodium chloride solution was studied by various forms of the piperidine moiety [55]. Results indicated that both piperidine and piperidine dithiocarbamate were excellent copper corrosion inhibitors, and the properties of two compounds are classified as mixed-type inhibitors. At the optimum concentration, the maximum inhibition efficiency of the two compounds differs significantly, which is mainly determined by the properties of the substituents in the molecule. These studies have shown that the adsorption of corrosion inhibitor on the copper surface to form a protective film is the main reason for inhibiting copper corrosion. The adsorbed alkaloid forms a complex with Cu^+ , thereby preventing the formation of copper chloride complexes.

2.3 Aluminum and their alloys inhibitor

Aluminum and its alloys are widely used in aviation, construction and automotive industries due to their light, good electrical and thermal conductivity, high reflectivity, high strength-to-density ratio and oxidation resistance. The oxidation layer of aluminum has a natural corrosion protection, but if exposed to an erosive environment, the metal is highly susceptible to corrosion, especially in the presence of chloride ions (Cl^-), such as in seawater and sodium chloride solution, the oxide is broken down. Therefore, it is still a great challenge to improve the corrosion resistance of aluminum and its alloys. Corrosion inhibitors are widely used in the industry to reduce the corrosion rate of metals and alloys in contact with corrosive environments.

Some literature studies have shown that various alkaloid corrosion inhibitors are widely used to prevent the dissolution of aluminum and its alloys in alkaline and chloride solution. The corrosion inhibition of pyridine for aluminum in 1 M NaOH solution [56], berberine namely 5,6-dihydro-9,10-dimethoxybenzo[g]-1,3-benzodioxolo[5,6-a]quinolizinium for 7075 aluminum alloy in 3.5% NaCl solution [57, 58], sparteine, lupanine and multiflorine for 7075-T6 aluminum alloy in 0.5 M NaCl solution [59] has been evaluated by weight loss, potentiodynamic polarization and EIS techniques. It is found that they are mixed type inhibitors in the studied conditions. In addition to the Temkin's adsorption of 5,6-dihydro-9,10-dimethoxybenzo[g]-1,3-benzodioxolo[5,6-a]quinolizinium, the adsorption of other alkaloids inhibitor on the copper surface follows Langmuir adsorption isothermal type. The thermodynamic parameters such as free energy, adsorption enthalpy, entropy and activation parameters were calculated to study the adsorption mechanism. In some alkaloid studies, SEM, SECM, UV were implemented to investigate

the correlation between the surface properties of metals and electrochemical corrosion behavior, and the adsorption behaviors of molecules on the aluminum and its alloys surface was discussed by electrochemical test and surface analysis.

3. Development prospect

With the progress and development of industry and science and technology, the corrosion inhibitor science and technology has been developed and improved, and the researchers have done a lot of work on the research direction of inhibitors. Among them, environment-friendly corrosion inhibitors, especially alkaloids, have aroused wide attention of researchers and become one of the main directions of the development of corrosion inhibitors in the future. Despite the progress and achievements in the study of alkaloids corrosion inhibitors, there are still many problems that need to be solved. There are many varieties of alkaloids corrosion inhibitors developed by researchers, but not many industrialized production, which is mainly due to the large amount of alkaloid inhibitors and high cost compared with the corrosion inhibitors currently used in industry. Therefore, in the future, we should focus on the study of extracting effective constituents from natural plants, marine flora and fauna, and strengthening the study of low toxicity or non-toxic organic molecule corrosion inhibitor synthesized by synthetic multifunctional base, and making the corrosion inhibitor by compounding or modifying to realize the optimum utilization of resources. In addition, the theory is imperfect, the molecular design lacks the theory instruction. Molecular design has been widely used in the development of fine chemicals, but in the development of environmentally friendly corrosion inhibitor new products due to the lack of systematic theoretical guidance, there is still controversy over the mechanism of corrosion inhibition of many corrosion inhibitors. This requires the use of advanced chemical technologies such as quantum chemistry theory and molecular design to synthesize efficient, multifunctional and environmentally friendly organic corrosion inhibitors. At the same time, using modern advanced analytical instruments and computers to study the adsorption behavior and mechanism of inhibitor molecules on metal surface from the molecular and atomic levels to guide the research and development of corrosion inhibitors.

4. Conclusions

The corrosion inhibition effects of alkaloids on different metals in various corrosion media at room and higher temperature was reviewed. Weight loss, electrochemical studies, surface morphology and quantum chemical studies have been reviewed. The inhibition behavior of alkaloid inhibitors on metals was reviewed by weight loss method, electrochemical measurements, surface analysis and quantum chemical calculations. The studies showed that all these alkaloids are good corrosion inhibitors and the majority alkaloids acted as mixed-type inhibitor. Various adsorption isotherms were analyzed, the majority alkaloids were found to follow the Langmuir adsorption isotherm, and a few followed Bockris-Swinkels and Temkin's adsorption. This review will be useful for corrosion inhibitor research and provide new possible considerations in the design of practical alkaloids-type corrosion inhibitors for metals in corrosive solution.

Acknowledgements

This work was supported by the National Natural Science Foundation of China (21672046, 21372054), the Fundamental Research Funds for the Central Universities (HIT.NSRIF.201701), and the Science and Technology Development Project of Weihai (2012DXGJ02, 2015DXGJ04).

Conflict of interest

On behalf of all authors, the corresponding author states that there is no conflict of interest.

Author details

Hui-Jing Li*, Weiwei Zhang and Yan-Chao Wu
School of Marine Science and Technology, Harbin Institute of Technology, Weihai, P.R. China

*Address all correspondence to: lihuijing@iccas.ac.cn

IntechOpen

© 2018 The Author(s). Licensee IntechOpen. This chapter is distributed under the terms of the Creative Commons Attribution License (<http://creativecommons.org/licenses/by/3.0>), which permits unrestricted use, distribution, and reproduction in any medium, provided the original work is properly cited. 

References

- [1] Zhang WW, Li HJ, Wang YW, Liu Y, Gu QZ, Wu YC. Gravimetric, electrochemical and surface studies on the anticorrosive properties of 1-(2-pyridyl)-2-thiourea and 2-(imidazol-2-yl)-pyridine for mild steel in hydrochloric acid. *New Journal of Chemistry*. 2018;**42**:12649-12665
- [2] Husain E, Narayanan TN, Taha-Tijerina JJ, Vinod S, Vajtai R, Ajayan PM. Marine corrosion protective coatings of hexagonal boron nitride thin films on stainless steel. *ACS Applied Materials & Interfaces*. 2013;**5**: 4129-4135
- [3] Singh P, Srivastava V, Quraishi MA. Novel quinoline derivatives as green corrosion inhibitors for mild steel in acidic medium: Electrochemical, SEM, AFM, and XPS studies. *Journal of Molecular Liquids*. 2016;**216**:164-173
- [4] Zhang WW, Ma R, Li S, Liu Y, Niu L. Electrochemical and quantum chemical studies of azoles as corrosion inhibitors for mild steel in hydrochloric acid. *Chemical Research in Chinese Universities*. 2016;**32**:827-837
- [5] Verma C, Olasunkanmi LO, Ebenso EE, Quraishi MA. 2,4-Diamino-5-(phenylthio)-5H-chromeno [2,3-b] pyridine-3-carbonitriles as green and effective corrosion inhibitors: Gravimetric, electrochemical, surface morphology and theoretical studies. *RSC Advances*. 2016;**6**:53933-53948
- [6] Olasunkanmi LO, Obot IB, Kabanda MM, Ebenso EE. Some quinoxalin-6-yl derivatives as corrosion inhibitors for mild steel in hydrochloric acid: Experimental and theoretical studies. *Journal of Physical Chemistry C*. 2015; **119**:16004-16019
- [7] Elmsellem H, Basbas N, Chetouani A, Aouniti A, Radi S, Messali M, et al. Quantum chemical studies and corrosion inhibitive properties of mild steel by some pyridine derivatives in 1 N HCl solution. *Portugaliae Electrochimica Acta*. 2014;**32**:77-108
- [8] Aljourani J, Raeissi K, Golozar MA. Benzimidazole and its derivatives as corrosion inhibitors for mild steel in 1 M HCl solution. *Corrosion Science*. 2009; **51**:1836-1843
- [9] Behpour M, Ghoreishi SM, Mohammadi N, Soltani N, Salavati-Niasaria M. Investigation some schiff base compounds containing disulfide bonds as HCl corrosion inhibitors for mild steel. *Corrosion Science*. 2010;**52**: 4046-4057
- [10] Zhang WW, Ma R, Liu HH, Liu Y, Li S, Niu L. Electrochemical and surface analysis studies of 2-(quinolin-2-yl)quinazolin-4(3H)-one as corrosion inhibitor for Q235 steel in hydrochloric acid. *Journal of Molecular Liquids*. 2016; **222**:671-679
- [11] Li X, Deng S, Fu H. Allyl thiourea as a corrosion inhibitor for cold rolled steel in H₃PO₄ solution. *Corrosion Science*. 2012;**52**:280-288
- [12] Li X, Xue X, Deng S, Du G. Two phenylpyrimidine derivatives as new corrosion inhibitors for cold rolled steel in hydrochloric acid solution. *Corrosion Science*. 2014;**87**:27-39
- [13] Zhang WW, Li HJ, Wang YW, Liu Y, Wu YC. Adsorption and corrosion inhibition properties of pyridine-2-aldehyde-2-quinolylylhydrazone for Q235 steel in acid medium: Electrochemical, thermodynamic, and surface studies. *Materials and Corrosion*
- [14] Ramakrishniah K. Role of some biologically important compounds on the corrosion of mild steel and copper in

sodium chloride solutions. *Bulletin of Electrochemistry*. 1986;2:7-10

[15] Hammouti B, Kertit S, Melhaoui A. Bgugaine: A natural pyrrolidine alkaloid product as corrosion inhibitor of iron in acid chloride solution. *Bulletin of Electrochemistry*. 1995;11:553

[16] Jha LJ, Hussain A, Singh G. Pomegranate alkaloids as corrosion inhibitor for mild steel in acidic medium. *Journal of the Electrochemical Society of India*. 1991;40:153-160

[17] Li Y, Zhao P, Liang Q, Hou BR. Berberine as a natural source inhibitor for mild steel in 1 M H₂SO₄. *Applied Surface Science*. 2005;252:1245-1253

[18] Quraishi MA, Yadav DK, Ahamad I. Green approach to corrosion inhibition by black pepper extract in hydrochloric acid solution. *The Open Corrosion Journal*. 2009;2:56-60

[19] Raja PB, Rahim AA, Osman H, Awang K. Inhibitive effect of *Xylopi* ferruginea extract on the corrosion of mild steel in 1 M HCl medium. *International Journal of Minerals, Metallurgy, and Materials*. 2011;18: 413-418

[20] Elyn Amira WAW, Rahim AA, Osman H, Awang K, Bothi Raja P. Corrosion inhibition of mild steel in 1 M HCl solution by *Xylopi* ferruginea leaves from different extract and partitions. *International Journal of Electrochemical Science*. 2011;6: 2998-3016

[21] Singh A, Singh VK, Quraishi MA. Inhibition effect of environmentally benign Kuchla (*Strychnos nuxvomica*) seed extract on corrosion of mild steel in hydrochloric acid solution. *Rasayan Journal of Chemistry*. 2010;3:811-824

[22] Gopiraman M, Sakunthala P, Kesavan D, Alexramani V, Kim IS, Sulochana N. An investigation of mild

carbon steel corrosion inhibition in hydrochloric acid medium by environment friendly green inhibitors. *Journal of Coating Technology and Research*. 2012;9:15-26

[23] Kamal C, Sethuraman MG. Caulerpin-A bis-indole alkaloid as a green inhibitor for the corrosion of mild steel in 1 M HCl solution from the marine alga caulerpa racemose. *Industrial and Engineering Chemistry Research*. 2012;51:10399-10407

[24] Raja PB, Qureshi AK, Rahim AA, Awang K, Mukhtar MR, Osman H. Indole alkaloids of *alstonia angustifolia* var. *latifolia* as green inhibitor for mild steel corrosion in 1 M HCl media. *Journal of Materials Engineering and Performance*. 2013;22:1072-1078

[25] Raja PB, Fadaeinasab M, Qureshi AK, Rahim AA, Osman H, Litaudon M, et al. Evaluation of green corrosion inhibition by alkaloid extracts of *ochrosia oppositifolia* and *isoreserpiline* against mild steel in 1 M HCl medium. *Industrial and Engineering Chemistry Research*. 2013;52:10582-10593

[26] Raja PB, Qureshi AK, Rahim AA, Osman H, Awang K. *Neolamarckia cadamba* alkaloids as eco-friendly corrosion inhibitors for mild steel in 1 M HCl media. *Corrosion Science*. 2013;69: 292-301

[27] Chevalier M, Robert F, Amusant N, Traisnel M, Roos C, Lebrini M. Enhanced corrosion resistance of mild steel in 1 M hydrochloric acid solution by alkaloids extract from *Aniba rosaeodora* plant: Electrochemical, phytochemical and XPS studies. *Electrochimica Acta*. 2014;131:96-105

[28] Alagbe M. Mechanism investigations of corrosion inhibition of NST-44 mild steel in 1 M hydrochloric acid by caffeine strychnine and quinine. *International Conference of Science, Engineering and Environmental Technology*. 2017;2:16-22

- [29] Awad MI. Eco friendly corrosion inhibitors: Inhibitive action of quinine for corrosion of low carbon steel in 1 M HCl. *Journal of Applied Electrochemistry*. 2006;**36**:1163-1168
- [30] Lecante A, Robert F, Blandinières PA, Roos C. Anti-corrosive properties of *S. tinctoria* and *G. ouregou* alkaloid extracts on low carbon steel. *Current Applied Physics*. 2011;**11**:714-724
- [31] Samide A, Tutunaru B. Quinine sulfate: A pharmaceutical product as effective corrosion inhibitor for carbon steel in hydrochloric acid solution. *Central European Journal of Chemistry*. 2014;**12**:901-908
- [32] El Hamdani N, Fdil R, Tourabi M, Jama C, Bentiss F. Alkaloids extract of *Retama monosperma* (L.) Boiss. Seeds used as novel eco-friendly inhibitor for carbon steel corrosion in 1 M HCl solution: Electrochemical and surface studies. *Applied Surface Science*. 2015;**357**:1294-1305
- [33] Lebrini M, Robert F, Roos C. Inhibition effect of alkaloids extract from *annona squamosa* plant on the corrosion of C38 steel in normal hydrochloric acid medium. *International Journal of Electrochemical Science*. 2010;**5**:1698-1712
- [34] Dahmani M, Et-Touhami A, Al-Deyab SS, Hammouti B, Bouyanzer A. Corrosion inhibition of C38 steel in 1 M HCl: A comparative study of black pepper extract and its isolated piperine. *International Journal of Electrochemical Science*. 2010;**5**:1060-1069
- [35] Lebrini M, Robert F, Lecante A, Roos C. Corrosion inhibition of C38 steel in 1 M hydrochloric acid medium by alkaloids extract from *Oxandra asbeckii* plant. *Corrosion Science*. 2011;**53**: 687-695
- [36] Faustin M, Maciuk A, Salvin P, Roos C, Lebrini M. Corrosion inhibition of C38 steel by alkaloids extract of *Geissospermum laeve* in 1 M hydrochloric acid: Electrochemical and phytochemical studies. *Corrosion Science*. 2015;**92**:287-300
- [37] Moretti G, Guidi F, Grion G. Tryptamine as a green iron corrosion inhibitor in 0.5 M deaerated sulphuric acid. *Corrosion Science*. 2004;**46**: 387-403
- [38] Bothi Raja P, Sethuraman MG. Inhibitive effect of black pepper extract on the sulphuric acid corrosion of mild steel. *Materials Letters*. 2008;**62**: 2977-2979
- [39] Bothi Raja P, Sethuraman MG. *Strychnos nux-vomica* an eco-friendly corrosion inhibitor for mild steel in 1 M sulfuric acid medium. *Materials and Corrosion*. 2009;**60**:22-27
- [40] Ramananda Singh M. A green approach: A corrosion inhibition of mild steel by *adhatoda vasica* plant extract in 0.5 M H₂SO₄. *Journal of Materials and Environmental Science*. 2013;**4**:119-126
- [41] Saxena A, Prasad D, Haldhar R. *Withania somnifera* extract as green inhibitor for mild steel in 8% H₂SO₄. *Asian Journal of Chemistry*. 2016;**28**: 2471-2474
- [42] Abdel-Gaber AM, Abd-El-Nabey BA, Saadawy M. The role of acid anion on the inhibition of the acidic corrosion of steel by lupine extract. *Corrosion Science*. 2009;**51**:1038-1042
- [43] Pandian Bothi R, Afidah Abdul R, Hasnah O, Khalijah A. Inhibitory effect of *kopsia singapurensis* extract on the corrosion behavior of mild steel in acid media. *Acta Physico-Chimica Sinica*. 2010;**26**:2171-2176
- [44] Espinoza-Vazquez A, Rodríguez-Gómez FJ. Caffeine and nicotine in 3% NaCl solution with CO₂ as corrosion

inhibitors for low carbon steel. RSC Advances. 2016;**6**:70226-70236

Journal of Materials and Environmental Science. 2015;**5**:1519-1531

[45] Roncagliolo-Barrera P, Rodríguez-Gómez FJ. Electrochemical evaluation of WD-40 oil as temporary protection with additions of natural compounds as inhibitors in cast iron. ECS Transactions. 2018;**84**:139-147

[53] Younis RM, Hassan HM, Mansour RA, El-desoky AM. Corrosion inhibition of carapichea ipecacuanha extract (CIE) on copper in 1 M HNO₃ solution. International Journal of Scientific and Engineering Research. 2015;**6**:761-770

[46] Karadas N, Akbas A. Inhibition effect of berberine on the corrosion of copper in acidic medium. Revue Roumaine de Chimie. 2013;**58**:639-645

[54] Phadke Swathi N, Alva VPD, Samshuddin S. A review on 1,2,4-Triazole derivatives as corrosion inhibitors. Journal of Bio- and Tribo-Corrosion. 2017;**3**:42-53

[47] Cai L, Fu Q, Shi RW, Tang Y, Long YT, He XP, et al. 'Pungent' copper surface resists acid corrosion in strong HCl solutions. Industrial and Engineering Chemistry Research. 2014;**53**:64-69

[55] Singh MM, Rastogi RB, Upadhyay BN. Inhibition of copper corrosion in aqueous sodium chloride solution by various forms of the piperidine moiety. Corrosion. 1994;**50**:620-625

[48] Ahmed MF, Mayanna SM, Pushpanaden F. Effect of caffeine on the anodic dissolution of copper (100) plane in acidic copper sulfate solution. Journal of the Electrochemical Society. 1977;**124**:1667-1671

[56] Singh A, Ahamad I, Quraishi MA. Piper longum extract as green corrosion inhibitor for aluminium in NaOH solution. Arabian Journal of Chemistry. 2016;**9**:1584-1589

[49] Subramanyam NC, Sheshadri BC, Mayanna SM. Quinine and strychnine as corrosion inhibitors for copper in sulphuric acid. British Corrosion Journal. 1984;**19**:177-180

[57] Singh A, Lin YH, Liu WY, Yu SJ, Pan J, Ren CQ, et al. Plant derived cationic dye as an effective corrosion inhibitor for 7075 aluminum alloy in 3.5% NaCl solution. Journal of Industrial and Engineering Chemistry. 2014;**20**: 4276-4285

[50] Nandeesh LS, Sheshadri BS. The anisotropic nature of copper corrosion and inhibition in sulphuric acid containing strychnine. Corrosion Science. 1988;**28**:19-32

[58] Liu WY, Singh A, Lin YH, Ebenso EE, Guan TH, Ren CQ. Corrosion inhibition of Al-alloy in 3.5% NaCl solution by a natural inhibitor: An electrochemical and surface study. International Journal of Electrochemical Science. 2014;**9**:5560-5573

[51] Sankarapavinasam S, Pushpanaden F, Ahmed MF. Piperidine, piperidones and tetrahydrothiopyrones as inhibitors for the corrosion of copper in H₂SO₄. Corrosion Science. 1991;**32**: 193-203

[59] Fetouh HA, Abdel-Fattah TM, El-Tantawy MS. Novel plant extracts as green corrosion inhibitors for 7075-T6 aluminium alloy in an aqueous medium. International Journal of Electrochemical Science. 2014;**9**:1565-1582

[52] Fouda AS, Abdallah YM, Elawady GY, Ahmed RM. Electrochemical study on the effectiveness of Hyoscyamus Muticus extract as a green inhibitor for corrosion of copper in 1 M HNO₃.