

We are IntechOpen, the world's leading publisher of Open Access books Built by scientists, for scientists

6,900

Open access books available

185,000

International authors and editors

200M

Downloads

Our authors are among the

154

Countries delivered to

TOP 1%

most cited scientists

12.2%

Contributors from top 500 universities



WEB OF SCIENCE™

Selection of our books indexed in the Book Citation Index
in Web of Science™ Core Collection (BKCI)

Interested in publishing with us?
Contact book.department@intechopen.com

Numbers displayed above are based on latest data collected.
For more information visit www.intechopen.com



Why Healthcare and Well-being Researchers should Become Developers: A Case Study Using Co-Creation Methodology

Mart Wetzels, Joost Liebregts, Idowu Ayoola,
Peter Peters and Loe Feijs

Additional information is available at the end of the chapter

<http://dx.doi.org/10.5772/intechopen.71113>

Abstract

Wearable technologies increase the ability to track different parameters related to health and well-being. As the variety and amount of data sources grow, a better understanding of health-related data can be obtained through research on data fusion. Outcomes can either be validated by end users when results are finalized or throughout the design and development process of mobile health applications. This chapter addresses the co-creation methodology applied for the creation of a mobile health application, called *Vire*, and the backend, called *Synergy*, to serve personal data to the mobile health application. *Synergy* provides an interface for the research team to interact with participants and visualizes parameters relevant to the study. Modern frameworks and platforms, such as React Native and Meteor, are used to facilitate the adaptiveness and functionality required for the co-creation of *Vire*. The chapter concludes by addressing the findings from the study with 26 participants.

Keywords: mobile health application, mobile application, research team, back office, react native, minimum viable product, experiential design landscape

1. Introduction

Wearable technologies increase the ability to track different parameters related to health and well-being. Mobile applications such as Gyroscope [1], Apple Health [2], and Google Fit [3] aggregate health data to provide a better personal insight or a collected overview of data. Individual vendors of wearable trackers, such as Fitbit and Beddit, provide mobile applications specific to their devices. These vendors often provide Application Programming Interfaces (APIs) to collect data for analysis or visualization. The objective of *Vire* and *Synergy* is to design

a mobile health application that applies data fusion and data visualization techniques to create additional value for the users besides the vendor-specific applications. Existing research and design methodologies to evaluate the value of these visualizations for potential users are limited. Questionnaires can provide insights into specific topics such as the comfort of using trackers [4]. Text messaging can be used to test the efficacy of a system intended to improve blood pressure control and treatment adherence compared with usual care [5]. The co-creation method described combines these methods (questionnaires/text) and uses the infrastructure. The infrastructure developed (*Vire* and *Synergy*) enables to use these methods real-time for continuous observation and responsiveness to events within the scope of the research objectives.

2. Methodology

The methodology, being developed through this case study, is based on the *Experiential Design Landscapes* (EDL). EDL follow a research-through-design approach where the design process is positioned in the social context by creating infrastructures that enable designers and other stakeholders to develop *Experiential Probes* that evolve over time [6]. The EDL methodology solves the dilemma of ecological validity versus control, by enabling measurements to be taken in the actual context previously only possible in a controlled environment. Also, the EDL methodology solves the complication in generalizing the findings from a controlled environment to a real-life setting. The real-life setting, in case of an EDL, is an open environment accessible to the general public. Our methodology is applied to the individual participant's context instead of the open environment, so it extends the probes to *Personal Experiential Probes* (PEPs). As visualized in **Figure 1**, each participant independently interacts with the mobile application and related devices. Feedbacks from participants are collected throughout the study, and changes to the mobile health application are pushed to the participants in an iterative fashion. The advantage of this approach is that suggestions for new features, or other changes, are evaluated independently by other participants. In comparison with the EDL methodology, our methodology is restricted to software possibly extended with connected devices.

2.1. Minimum viable product

Prior to the inclusion of participants, a period of 1–2 months is reserved for the definition and building of the minimum viable product (MVP). For this study, no prior cases provided experiences to substantiate features to be included in the MVP; thus, existing mobile health applications were investigated to define features. Features were categorized between *essentials* and *optionals*. *Essentials* are required to be ready before the launch of the mobile application whereas *optionals* can be built during the study. See **Table 1** for examples of features defined for this case study.

2.2. Participants

The size of the study population is limited from 20 to 30 participants between the ages of 18 and 75. The lower limit (20) prevents over-fitting and generalization of feedback on design decisions. The upper limit (30) is dependent on the number of available devices, but a larger sample would require additional members in the research team. Participants without an iOS- or

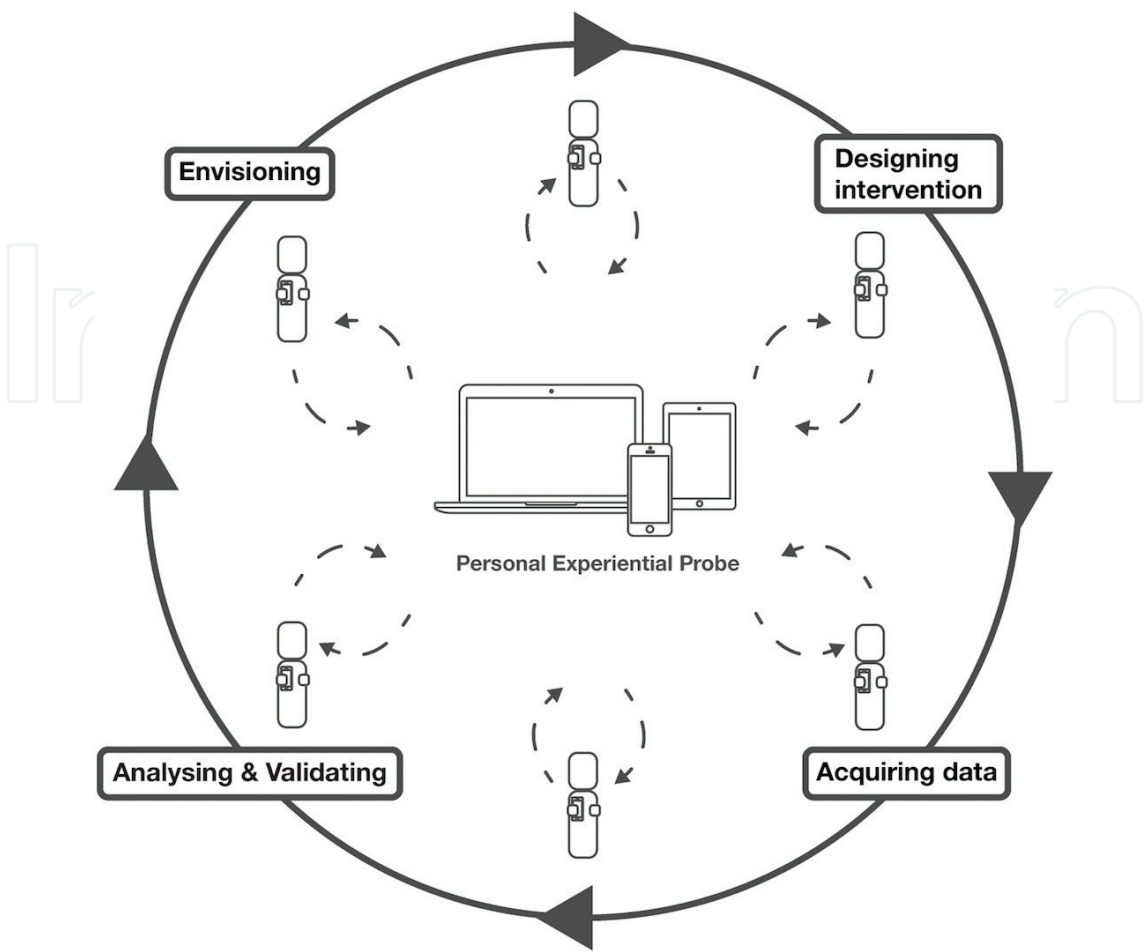


Figure 1. Visualization of methodology based on EDL.

	Essentials	Optionals
MVP	Communication through a messenger service Data integration mechanism with Meteor Authentication with user accounts Profile page with settings	Push notifications for new messages Bluetooth integration for other external devices GPS tracking Localization (multilanguage support)
Vire and Synergy	List of DOs Integration of Fitbit, Beddit, and Moves Textual representation of data	Visual representation of data Personalized representation based on correlations

Table 1. Essentials and optional features for MVP.

Android-based mobile phone operation system are excluded due to the current limitation for Windows Mobile development in React Native. Each participant received a Fitbit Charge HR [7] and Beddit 2 [8] and was asked to install the corresponding mobile applications, Moves [9], Vire. Also, all research team members used the same devices.

2.3. Environment

Figure 2 depicts the ecosystem utilized in the study. Specific for the aggregation of Fitbit, Beddit, and Moves data, the services preceding Synergy are used to facilitate the availability of

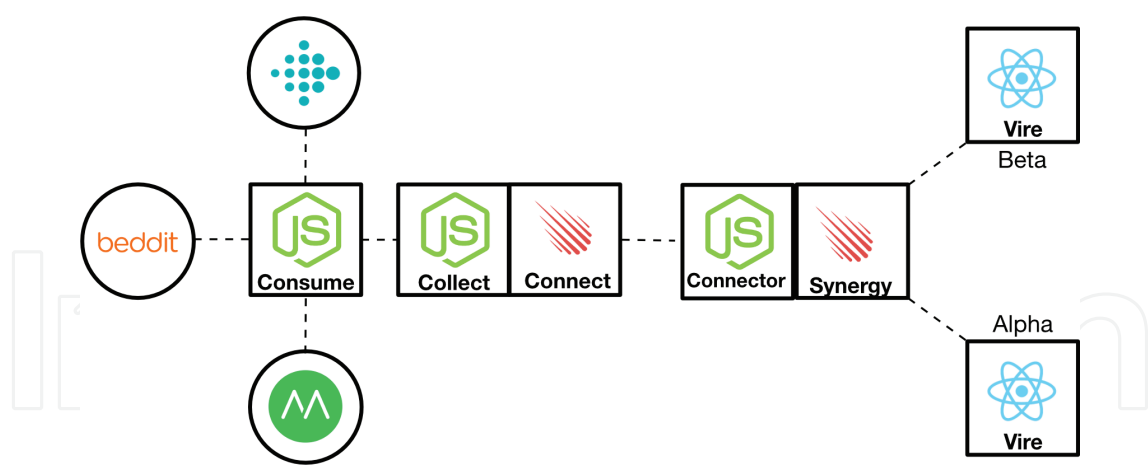


Figure 2. Visualization of ecosystem used in study.

personal data in *Vire*. **Figure 2** also shows two versions, alpha and beta, of *Vire* that are used to evaluate a new *Vire* version within the research team before deploying to the participants. The illustrations used in **Figure 2** are the logos of the platform or framework used by the services.

Synergy is built using the Meteor (open-source) platform, developed by the Meteor Development Group (MDG). *Synergy* functions as the backend for *Vire* and serves the back office for the research team. Meteor was chosen for its use of the distributed data protocol (DDP)—a publication/subscription mechanism through websockets—that enables “real-time” applications. *Vire* is built using the React Native framework, developed by Facebook [10]. React Native enables the development of native, iOS and Android mobile applications using JavaScript and React. React Native was chosen for its crossplatform compatibility and performance in comparison with its alternatives. The uses of Meteor and React Native require researchers to only have experience in JavaScript for the development of the backend, back office, and mobile applications. The use of one programming language throughout enables a lower threshold for new researchers to become skilled in the tools used.

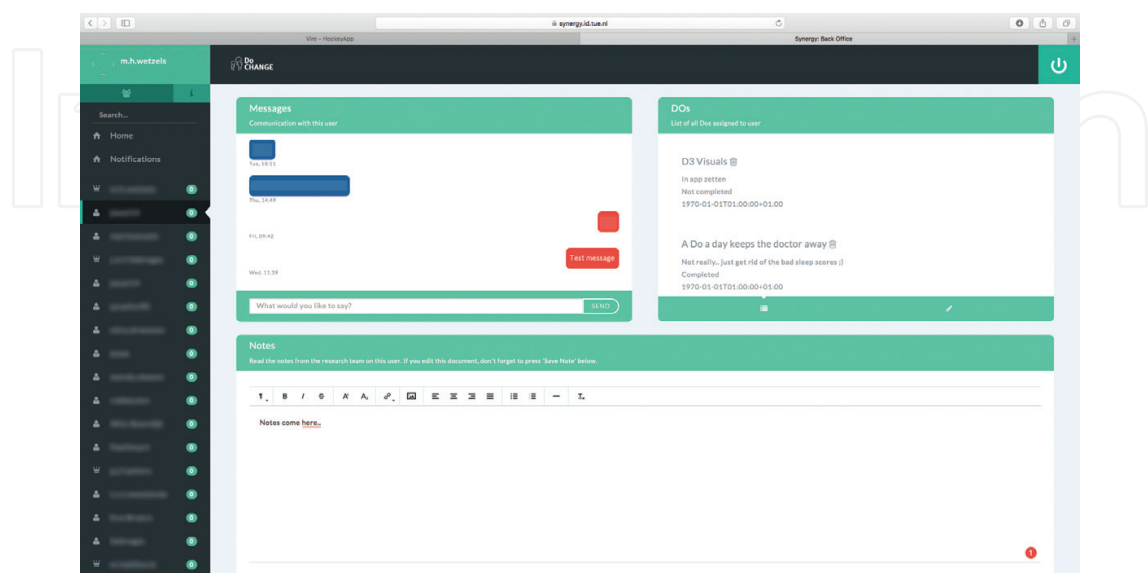


Figure 3. Screenshot of back-office participant view.

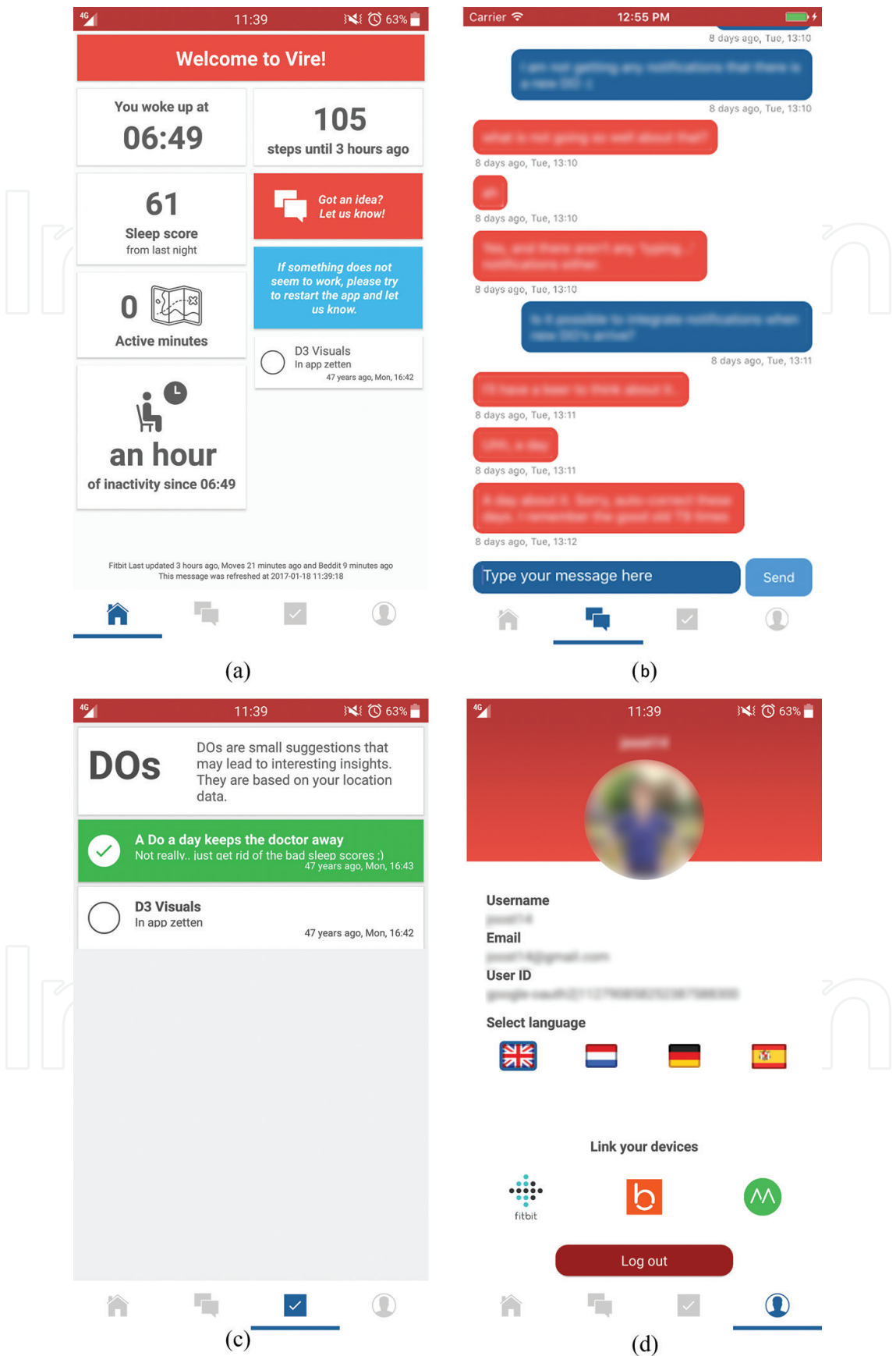


Figure 4. (a) Vire daily, (b) chat with researchers, (c) list of DOs, and (d) profile information and settings.

2.4. Interfaces

The interfaces presented in **Figures 3** and **4** are specific to the implementation of *Vire* and *Synergy* but can be stripped to be reused for other researches. Throughout the design of these interfaces, the intent of creating a boilerplate for future research is kept in mind.

Figure 3 shows the interface for the members of the research team. On the left pane is a list of all users with a notification label that shows a counter of unread messages sent by the participants. In the center pane, top left is the chat module to communicate with the participants. Participants do not know to which researchers they are talking to. On the top right, a list of current DOs for the participants and the completion state is listed. New DOs can be added there as well. On the bottom pane, there is room for notes from the researchers about the participants. Researchers share notes on the homepage and have a single page for notifications.

Figure 4 shows four screenshots of the MVP of *Vire* containing the homepage, where the visualization work will be done; the messenger, where participants can communicate with the research team; the list of DOs, where participants can see and mark their DOs complete; and the profile page where participants can link their devices and change language. The primary focus is on the development of the homepage.

3. Results

After six months of running the study, the results on user requirements can be categorized as macro- and microfeatures concerning the MVP or for the implementation of *Vire* and *Synergy*.

Table 2 shows the division between MVP and *Vire*- and *Synergy*-specific requirements found during the study. For *Vire* and *Synergy*, the new MVP requirements are built in during the study. Future studies will include these before the involvement of participants. The requirements for *Vire* and *Synergy* are meant to be obtained while performing the research and are planned to be implemented and evaluated during the duration of the study. The outcome of this methodology is a back-office and crossplatform mobile application, ready for further research. The final results provide new requirements for the definition of the MVP. Future studies can reuse the boilerplate—template code for the MVP—with the improvements from previous experiences. Also, as stated in **Table 2**, the structure of the methodology can be redefined to clarify expectations from participants and increase efficiency in the iterative process.

	Macro	Micro
MVP	Communication of current activities to participants Overview of activity/engagement of participants in back office	Integration of push notifications Display connectivity status for internet and server connection
Vire and Synergy	Back-office interface mimicking participant's views Defining value <i>Vire</i> over the existing mobile applications	Data availability when offline Localization features and limited use of text Descriptions of calculated values

Table 2. Overview on user requirements.

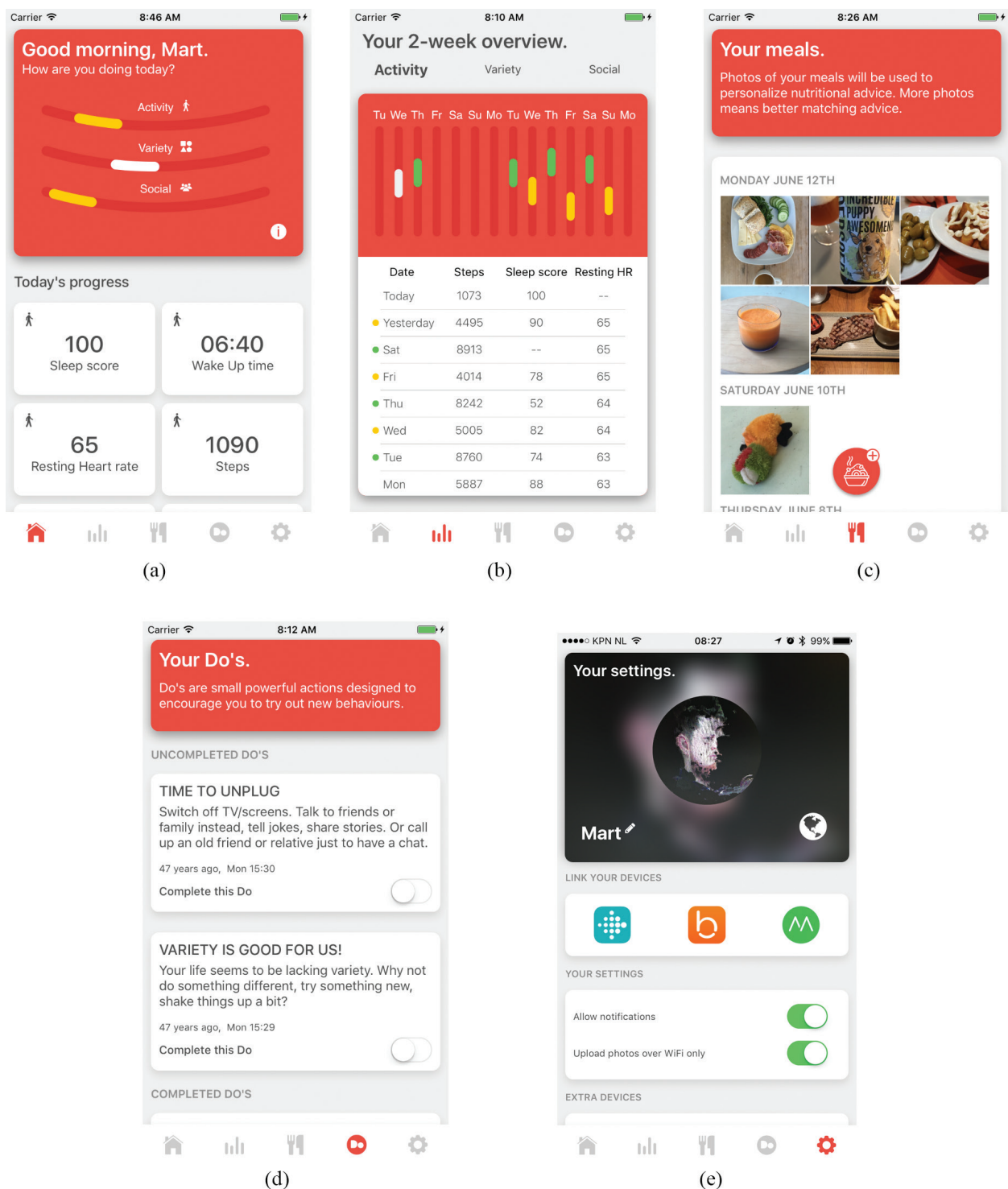


Figure 5. (a) Daily overview, (b) two-weekly overview, (c) dietary pictures, (d) list of DOs, and (e) profile and settings.

Figure 5 depicts the final version of *Vire*. In relation to **Figure 4**, a two-weekly overview and food record is added to provide better information to the users. Other notable differences include the refinement of general styling and markup. Throughout the study, the focus lies on the definition and development of core functionalities of the app and test that the app works both on low- and high-end mobile phones. To the end of the study, the requirements become saturated and more concrete; this enables to focus on improving the visual experiences.

Vire, for Android and iOS, will be used for a clinical trial of 150 cardiac rehabilitation patients in the Netherlands, Spain, and Taiwan. The methodology and study itself have contributed to the clinical trial by evaluating the functionality and usability of *Vire* outside the scope of the trial within an open environment. Without this process, issues or additional requirements not considered on forehand could affect the experience of the clinical trial.

4. Discussion

The methodology described in this chapter provides a rich feedback mechanism for the design and development of a research-based mobile application and accompanying back office. The reasons *why well-being researchers should become developers* are evident. The ability to define the MVP and the flexibility to implement features based on user feedback on the spot are the two main reasons we have found. By being involved in the development of a mobile health application as a researcher, the quality of the research increases. The effectivity of an intended interaction can be compromised by an esthetic mistake or incompatibility on certain devices. Using our methodology, the design and development artifacts that influence the user experience are already tackled. The experience, or the ability to gain experience, in defining prerequisites for the development of a mobile health application is gained through the hands-on approach. Within this process, the researchers are confronted with real-life development issues that give insight into the feasibility of a proposed or requested feature from participants or from within the research team itself. These learnings will provide the experience to prevent working on over-ambitious features and trigger creativity by discovering the limitations of used software and hardware. The use of JavaScript-based frameworks (React-Native) or platforms (Meteor) eases the learning curve for researchers, without in-depth programming experience, to tackle issues and develop iteratively by responding to feedback from participants. This approach enforces careful consideration of design and development decisions to (re)define the chosen direction of the study and offers a method to strengthen the qualities of the mobile health application and thereby the research itself.

Acknowledgements

This work is supported by the European Commission Horizon2020 which funded Do Cardiac Health: Advanced New Generation Ecosystem (Do CHANGE) project.

Author details

Mart Wetzels^{1*}, Joost Liebrechts¹, Idowu Ayoola^{1,2}, Peter Peters¹ and Loe Feijs¹

*Address all correspondence to: m.h.wetzels@tue.nl

1 Designed Intelligence Group, Department of Industrial Design, Eindhoven University of Technology, Eindhoven, The Netherlands

2 Onmi B.V., Eindhoven, The Netherlands

References

- [1] Gyroscope Innovations I. Gyroscope.
- [2] Apple. Apple Health.
- [3] Google. Google Fit.
- [4] Mercer K, Giangregorio L, Schneider E, Chilana P, Li M, Grindrod K. Acceptance of commercially available wearable activity trackers among adults aged over 50 and with chronic illness: A mixed-methods evaluation. Eysenbach G, editor. JMIR mHealth and uHealth. 2016;**4**.
- [5] Bobrow K, Brennan T, Springer D, Levitt NS, Rayner B, Namane M, et al. Efficacy of a text messaging (SMS) based intervention for adults with hypertension: Protocol for the StAR (SMS Text-message Adherence support trial) randomised controlled trial. BMC Public Health [Internet]. 2014;**14**:28. Available from: <http://www.pubmedcentral.nih.gov/articlerender.fcgi?artid=3909351&tool=pmcentrez&rendertype=abstract>
- [6] Van Gent SH, Megens C JPG, Peeters MMR, Hummels CCM, Lu Y. Experiential design landscapes as a design tool for market research of disruptive intelligent systems. 1st Cambridge Acad Des Manag Conf [Internet]. 2011 September. pp. 1-10. Available from: <http://www.narcis.nl/publication/RecordID/oai:library.tue.nl:719173/Language/en>
- [7] Wallen MP, Gomersall SR, Keating SE, Wisløff U, Coombes JS. Accuracy of heart rate watches: Implications for weight management. PloS One. 2016;**11**(5):1-9
- [8] Paalasmaa J. Unobstrusive online monitoring of sleep at home. 2012;3784-3788.
- [9] Evenson K, Furberg R. Moves app: A digital diary to track physical activity and location. British Journal of Sports Medicine. 2016;
- [10] Facebook. React-Native. 2016.

