

# We are IntechOpen, the world's leading publisher of Open Access books Built by scientists, for scientists

6,900

Open access books available

186,000

International authors and editors

200M

Downloads

Our authors are among the

154

Countries delivered to

TOP 1%

most cited scientists

12.2%

Contributors from top 500 universities



WEB OF SCIENCE™

Selection of our books indexed in the Book Citation Index  
in Web of Science™ Core Collection (BKCI)

Interested in publishing with us?  
Contact [book.department@intechopen.com](mailto:book.department@intechopen.com)

Numbers displayed above are based on latest data collected.  
For more information visit [www.intechopen.com](http://www.intechopen.com)



# An Effective Search Framework Combining Meta-Heuristics to Solve the Vehicle Routing Problems with Time Windows

Vincent Tam<sup>1</sup> and K.T. Ma<sup>2</sup>

<sup>1</sup>*Department of Electrical and Electronic Engineering, The University of Hong Kong*

<sup>2</sup>*DSO National Laboratories*

<sup>1</sup>*Hong Kong*

<sup>2</sup>*Singapore*

## 1. Introduction

Many delivery problems in real-world applications such as the newspaper delivery and courier services can be formulated as capacitated vehicle routing problems (VRPs) [10], which we want to route a number of vehicles with limited capacity in order to satisfy customer requests with the minimal operational cost. This is usually measured by the number of vehicles used multiplied by the total distance travelled. Often, a customer may specify a time-window with the earliest and latest time for the delivery, which gives rise to the VRP with time windows (VRP-TWs). In other words, a vehicle must arrive at a customer within the interval as specified by that customer in a VRP-TWs. The arrival of a vehicle before the earliest time as specified by a customer in a VRP-TWs will result in idle time. On the other hand, a vehicle is not allowed to reach a customer after the specified latest time. Moreover, a service time is commonly associated with servicing each customer. A real-life example of the VRP-TWs is furniture delivery in which each customer often requests the furniture to be delivery within a given period of a day. Unfortunately, the VRP-TWs are shown to be *NP*-complete, implying an exponential growth in the time complexity for a general algorithm to solve any of these delivery problems in the worst case. In practice, there are many instances of VRP-TWs involving 100 customers [1, 10] or more [9] which are difficult to solve optimally [1, 3, 6]. In the past two decades, VRP-TWs, due to their challenging nature and practical value, have continuously attracted many interesting proposals for useful heuristics and search algorithms [1, 3] to effectively solve problems in the areas of Artificial Intelligence [3], Constraint Programming [1] and Operations Research [3].

Among the heuristics [1, 2] proposed to solve the vehicle routing problems, there are some interesting proposals to initialize the search while others are targeted at advancing the search from a given initial state in an effective manner. As far as search initialization is concerned, there are two useful heuristics, namely the push-forward insertion heuristic (PFIH) [6] and the virtual vehicle heuristic (VVH) [2] which was proposed to generate more feasible initial states that may lead to better results. The PFIH is a simple-yet-efficient method to compute every route by comparing the cost of inserting a new customer into the

Source: Vehicle Routing Problem, Book edited by: Tonci Caric and Hrvoje Gold, ISBN 978-953-7619-09-1, pp. 142, September 2008, I-Tech, Vienna, Austria

existing route against that of starting a new route in each iteration until all customers are served. However, when the capacity of a vehicle is exceeded or the delivery time must be dragged behind the latest time specified by the new customer, a new route has to be started. Clearly, the PFIH can only quickly return a feasible solution without any guarantee for its global optimality. On the other hand, the VVH works by using *virtual* vehicles with unlimited capacity to hold the deliveries that are not currently serviced by any real vehicle so as to allow a more optimized delivery plan to be computed. In other words, the virtual vehicles are used as temporary buffers to which no problem constraints (such as time and capacity) can be applied. Furthermore, to ensure all the deliveries will ultimately be performed by real vehicles, the cost incurred by a virtual vehicle for a customer visit is much higher than that incurred by a real vehicle. In this chapter, we will focus on comparing the influence of the above initialization heuristics on search meta-heuristics. Section 3 will present a more detailed discussion on the initialization heuristics.

After the initial routes for the VRPs are generated, we can apply many possible heuristic methods to improve on the current solution until a better delivery plan with lower operational cost is obtained. The Tabu search (TS) [1] is a well-known meta-heuristic possibly used for such improvement, which has also been successfully applied to solve many other combinatorial optimization problems [3]. In solving VRPs, given any initial route(s), there can be many possible *moves* [1] such as the 2-opt operation, which replaces any two links in a route with two different links to reduce the operational cost, to generate other possible route(s). The Tabu search works by firstly performing a neighborhood search on all possible moves, executing only non-Tabu moves which reduce the total operational cost, and ‘memorizing’ those recently performed moves with a Tabu list, usually of fixed length, to avoid cycling. In this way, TS promotes a diversified search from the current solution by continuously updating a short-term memory-like Tabu list until the predetermined stopping criterion is reached. In some cases, depending on the application-specific aspiration level criterion, the Tabu status of a move can be changed when it leads to a solution better than the current best. Alternatively, the guided local search (GLS) [2, 3] is another interesting meta-heuristic which has also achieved impressive results [2] in solving VRP-TWs effectively. Both TS and GLS are based on a local search operator to perform neighborhood search. However, each time after the local search is performed, the GLS uses a long-term memory-like penalty scheme to penalize all the undesirable *features* found in the current solution so as to avoid being trapped at the same local minima in future exploration. The resulting penalty information, after multiplied by a regularization parameter  $\lambda$ , is incorporated into an augmented objective function to *guide* the local search to iteratively look for a better solution from the current search position until a predefined stopping condition such as the maximum number of iterations is reached. In addition to solving VRPs, GLS has been successfully applied to solve many difficult scheduling problems such as the traveling salesman problem [12].

Previous work [1, 2] proposed to combine the possible advantages of different meta-heuristics for solving constrained optimization problems or in particular VRPs more efficiently or effectively. Wah *et al.* [4] considered the integration of simulated annealing technique in a Discrete Lagrangian search framework, which was closely related to GLS, as constrained simulated annealing (CSA) to solve a set of 10 constrained optimization problems (named G1 – G10) [4] with constraints and objective functions of various types. Later, the CSA was further improved with a genetic algorithm as CSAGA to achieve a better

efficiency, with a higher probability to obtain an optimal solution within a given period of time, for solving the same set of constrained optimization problems. Specifically, Genfreau *et al.* [13] integrated simulated annealing and Tabu search to effectively solve VRPs. Interestingly, Becker *et al.* [1], after comparing the individual performance of GLS and TS on the Solomon's test cases, tried to combine both TS and GLS as the guided Tabu search (GTS) method which outperformed the original meta-heuristics with an average of 1.7% better<sup>1</sup> in the solution quality on the "long haul" problems, that are problems involving deliveries of long distances. However, Becker *et al.*'s work suffered from three major drawbacks. First, their original aim, possibly only to obtain better experimental results, for combining both meta-heuristics was never explicitly stated. Second, the algorithm of the GTS was not clearly defined. There were only 3 statements to describe GTS very briefly. Third, no analytical model or clear explanation about the performance of GTS was given. On the other hand, we carefully propose in this chapter a different integration of GLS and TS as GLS-TS with a clear objective to combine the *best* possible advantages of applying both the short-term and long-term memory mechanism used in GLS and TS to solve VRP-TWs more effectively. More importantly, we provide a simple and easy-to-understand analytical model to understand the behavior of the resulting GLS-TS when compared to the original meta-heuristics. Furthermore, similar to Wah *et al.*'s work [4], we propose the integration of simulated annealing technique into the GLS-TS search framework as GLS-TS-SA. However, it is worth noting that simulated annealing is specially used as a *monitor* in GLS-TS-SA to carefully determine, depending on the relative merit of each meta-heuristic in the previous search, which meta-heuristic to apply in each iteration. To demonstrate the effectiveness of our proposals in solving VRP-TWs, we implemented the prototypes of both GLS-TS and its variant GLS-TS-SA. Both prototypes have been shown to compare very favorably in the solution quality against the original GLS and TS methods, and the search hybrid GTS on the well-known Solomon's test cases [10] which have been used as standard benchmarks for comparing the performance of different search strategies for decades. In addition, our proposed GLS-TS improved on one of the best published results, which were obtained from a number of advanced search techniques such as the Ant Colony search algorithm [9] and thus fairly difficult to break any of these records, in solving the Solomon's benchmarks on VRP-TWs. To our knowledge, this work represents the first attempt to systematically study the integration of TS into the GLS search framework.

This chapter is organized as follows. Section 2 describes the general vehicle routing problems and VRP-TWs in detail. The various search initialization heuristics such as the PFIH, interesting meta-heuristics such as the Tabu Search and combined meta-heuristics such as the Guided Tabu Search (GTS) to effectively solve VRP-TWs will be given in Section 3. Section 4 details our proposals of adapting the meta-heuristic search strategies to solve the VRP-TWs more effectively. In Section 5, we evaluate the performance of our proposal against the original heuristic search methods and the related GTS on the widely used Solomon test cases. Lastly, we conclude our work in Section 6.

---

<sup>1</sup> It should be noted that Solomon's test cases [10] have been tackled by researchers for decades, thus leaving very little room for improvement. Besides, the original TS [1] and GLS [3] methods already achieved relatively good results as compared to the best published results. Thus, the average improvement of 1.7% on "long haul" problems is comparatively significant.

## 2. The vehicle routing problems with time windows

A general vehicle routing problem (VRP) [1, 10], which is shown to be *NP*-complete [3], can be formally defined as follows. We are given a fixed  $N$  or infinite number of vehicles with limited capacity  $cv$  (measured in weight or volume) and  $M$  customers' requests, in which each request  $r_{qj}$  demands a delivery service for  $Q_j$  quantity of goods/service, to different locations. The distance, usually measured in term of minutes or hours required for travel, between any two possible delivery points is also provided, usually as a distance matrix. Then, our task is to optimize certain user-defined criteria subject to the following basic constraints:

1. any customer request  $r_{qj}$  should only be served by one vehicle only;
2. for each vehicle  $v$ , the sum  $Qv$  of quantity of goods to be delivered by vehicle  $v$  must be less than or equal to  $cv$ ;

Besides the above basic constraints, in many real-life applications such as supermarket delivery, each customer may request the items to be delivered in a given period (time window) of a day. Thus, a vehicle routing problem with time windows (VRP-TW) has an additional time-window constraint to be imposed for each delivery as follows.

3. when a time window with the earliest time  $E_j$  and the latest time  $L_j$  is specified for each delivery in a VRP-TW, the arrival time  $T_{vj}$  of vehicle  $v$  to serve customer request  $r_{qj}$  must lie within the specified duration, that is  $E_j \leq T_{vj} \leq L_j$ .

One of the most common objectives for minimization in VRPs or VRP-TWs is  $TV \times TD$ , where  $TV$  is the number of vehicles used, and  $TD$  is the total distance travelled by all vehicles. Throughout this chapter, our compared search strategies work to minimize this common objective of  $TV \times TD$ . Clearly, there can be many variants of VRPs or VRP-TWs with different objectives such as the total travel time of all the vehicles or the total waiting time of all the customers for optimization in many real-life applications. In the next section, we examine two common heuristics, namely the push-forward insertion heuristic and the virtual vehicle heuristic, useful to obtain an initial and feasible solution in solving the VRPs or VRP-TWs. Moreover, we will review two interesting meta-heuristics to solve the difficult VRP-TWs optimally.

## 3. Useful heuristics and meta-heuristics for vehicle routing

Since the search space for all the possible (feasible or slightly infeasible) routes in VRPs or VRP-TWs can be fairly large even for instances involving 100 customers [1, 10] or more [9], and the time-window constraints in the VRP-TWs can be difficult to satisfy, the careful choice of a suitable heuristic to return only feasible, and possibly more optimal, solutions can be important for further optimization. The push-forward insertion heuristic [6] and virtual vehicle heuristic [2] are two useful heuristics for search initialization in solving difficult VRPs. In addition, we will examine in this section two well-known meta-heuristics, namely the guided local search (GLS) and Tabu search (TS), which are based on completely different memory-like control mechanisms to restrict the local search operator in continuously optimizing the current solution, after input from the heuristic initialization method, until an optimal solution is obtained to solve the VRP-TWs successfully. TS uses a short-term memory-like Tabu list to avoid cycles in search. On the other hand, GLS uses a long-term memory-like penalty scheme to "memorize" all the undesirable features occurring in the previously visited local minima. In Section 4, we will examine various proposals to integrate TS into the GLS framework to solve VRP-TWs more effectively.



3.1 Useful search initialization heuristics

The push-forward insertion heuristic (PFIH) [10], introduced by Solomon in 1987, is an efficient method to compute a feasible solution for any VRP by assuming an infinite number of vehicles. The PFIH starts a new route by selecting an initial customer, usually farthest from the delivery depot, and then iteratively inserts any unassigned customer into the current route until the capacity of the current vehicle is exceeded or the waiting time for any newly added customer will exceed its associated duration constraint. At this moment, a new route will be created. And this process repeats until all customers are served. Basically, the algorithm for PFIH can be summarized as follows.

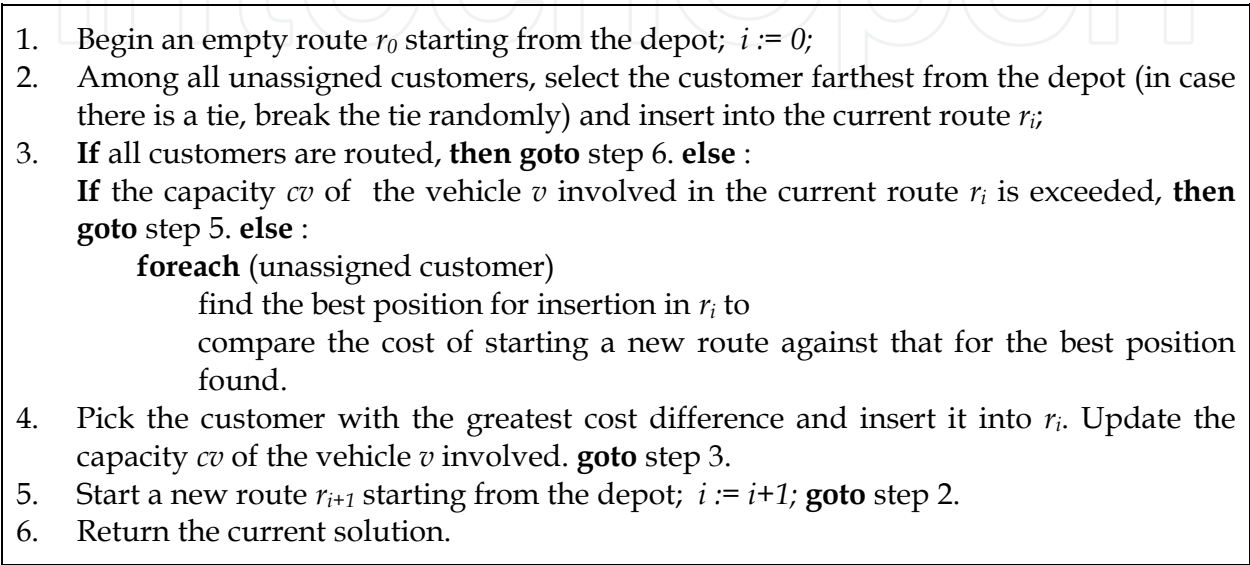


Figure 1. The Algorithm for Push-Forward Insertion Heuristic (PFIH) to Solve VRPs

Clearly when handling VRP-TWs, we have to adapt the last **else**-part of step 3 as below.

foreach (unassigned customer)

find the best position for insertion in  $r_i$  **without violating any specified time-window** to compare the cost of starting a new route against that for the best position found.

Moreover, we have to add the following conditional statement to the beginning of step 4 as follows.

If there exists no feasible position for insertion into the current route  $r_i$ , then goto step 5.

else :

In general, PFIH can be integrated into the search framework of many heuristic search algorithms [3, 6] to efficiently handle the VRP-TWs. It should be noted that the initial solution returned by PFIH represents only a feasible and usually non-optimal solution for further optimization by the different meta-heuristics.

On the other hand, the virtual vehicle heuristic (VVH) [2], with the availability of application-specific knowledge such as the number of vehicles used in the best published result for a particular VRP-TW, can often return both feasible and fairly optimal initial solutions for further processing. Using this approach, a virtual vehicle is used to hold the unassigned customers. The virtual vehicle is different from a real vehicle in three respects. First, the virtual vehicle cannot visit two or more customers on the way, but it has to visit each customer in turn after making a return trip to the depot. Secondly, it is not constrained

by any domains. Third, the cost of a customer visit for a virtual vehicle is higher than a real vehicle. This is to ensure that all customers will ultimately be assigned to a real vehicle. The VVH method for search initialization can be specified formally as follows.

Given

- an objective function  $O$  (often measured in term of the total distance travelled by all vehicles)
- the cost of delivery by a virtual vehicle =  $\alpha_1 (D_{di} + D_{id}) + \alpha_2$ , where
  - $D_{ij}$  is the distance between customers  $c_i$  and  $c_j$  with  $d$  as the depot,
  - $\alpha_1$  and  $\alpha_2$  are parameters set to increase the cost of a visit by the virtual vehicle,

the VVH algorithm proceeds as follow.

1. The virtual vehicle services all the customers' requests.
2. For each customer-vehicle combination in the current solution, use 4 heuristic operators, namely the *2-opt*, *relocate*, *exchange* and *cross*, to try to improve the solution quality by firstly considering only legal moves that do not violate any constraint, and then executing the legal move which decreases the objective function most.
3. **If** no more customer-vehicle combination can be improved to reduce the solution quality, **goto** step 5.
4. **goto** step 2.
5. **return** the current solution.

The four heuristic operators used in step 2 try to improve the current solution by changing the order to serve different customers in the same or different routes. These operators can be classified as intra-route or inter-route. Figure 2 shows the 4 heuristic operators.

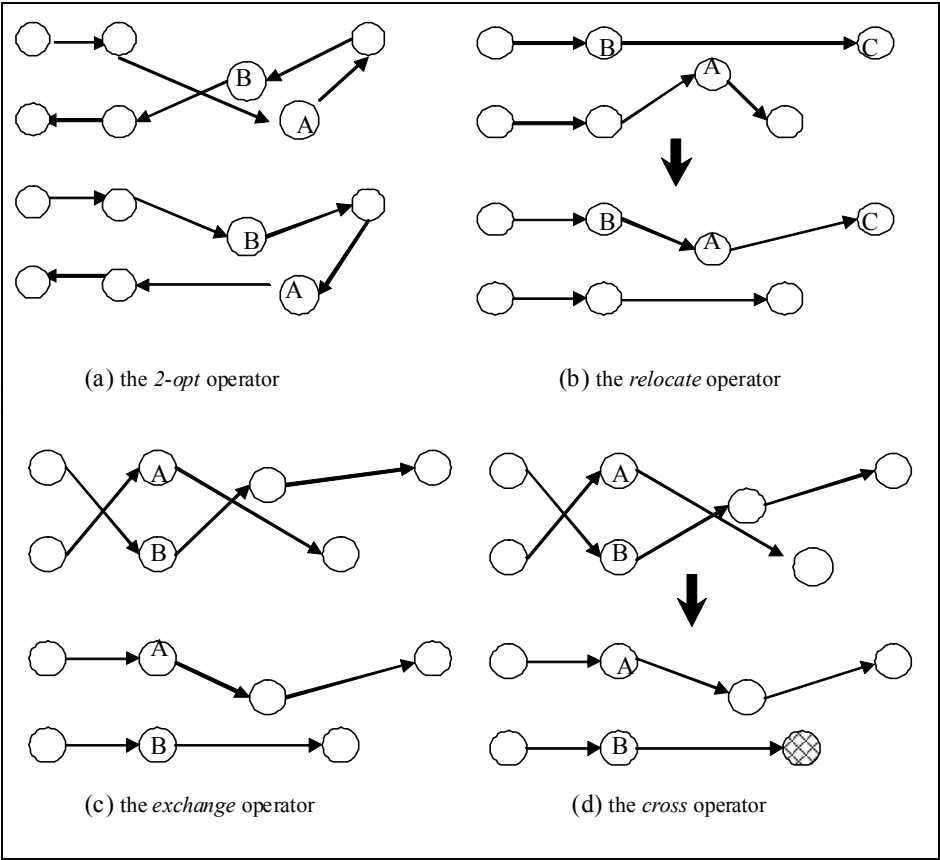


Figure 2. The 4 Heuristic Operators for Improving Routes in Solving VRPs

The *2-opt* [14] is an intra-route operator which reverses a section of a route by deleting 2 arcs, and replacing them with any 2 arcs to reform the route. On the other hand, the *relocate*, *exchange* and *cross* [15] are inter-route operators. The *relocate* operator moves a visit from its position in one route to another position in either the same or a different route. *Exchange* swaps 2 visits from either the same or different route while *cross* swaps the end portions of 2 routes.

Besides, from the empirical results obtained in [1], good settings of parameters to calculate the cost of customer visits performed by virtual vehicles are  $\alpha_1 = 1.025$  and  $\alpha_2 = 0.0005\Delta$ , where  $\Delta$  is the distance between the two most remote sites in the problem. Also, to achieve reasonable results in solving the VRP with VVH, we need to set the maximum number of vehicles allowed. This observation is consistent with previous work [2] in which the maximum number of vehicles allowed for VVH should be  $v_p$ ,  $v_p+1$  or  $v_p+2$ , where  $v_p$  is the number of vehicles used for the best published results. Nevertheless, the stringent demand for this extra parameter  $v_p$  to improve the quality of the initial solution produced will make VVH a more application-specific heuristic, thus less favorable for any general real-life application.

### 3.2 Guided local search

Guided local search (GLS) uses a meta-heuristic based on penalties to continuously modify the penalty terms associated with an augmented objective function to escape from local minima for efficiently solving a wide range of constrained optimization problems [3]. Based on the original objective function  $O(S)$  for optimization, GLS defines an augmented objective function as:  $O'(S) = O(S) + \lambda \sum_{i \in F} f_i(S) \cdot p_i \cdot c_i$  where  $\lambda$  is a penalty factor representing the

relative importance of all the penalties,  $f_i(S)$  is an indicator function returning 1 when the feature  $i$  in the set  $F$  of features under consideration appears in the current solution  $S$ , and 0 otherwise;  $p_i$  is the number of times which the feature  $i$  is penalized, and  $c_i$  represents the cost of feature  $i$ . With all these input parameters properly set for a specific application, the GLS algorithm [2, 3] works as in Figure 3.

The function *InitialSolution()* returns the initial solution to solve the VRPs by PFIH or VVH as previously described. *LocalSearch(S)* performs a local search on the current solution  $S$  till no more improvements can be made. The local search is executed based on the 4 heuristics operators described in the previous section. Similar to the VVH, the “best accept” approach is used in which the move which reduces the value returned by the objective function  $O$  by the largest amount will be executed. *StoppingCondition()* checks whether the predetermined stopping criterion to terminate the search is satisfied in each iteration. In many real-life applications, the stopping criterion can be defined in terms of the maximum number of iterations or improving moves. *Choose Penalty Features* ( $S, p$ ) takes the current solution  $S$  and the penalty vector  $p$ , and then returns the set of features  $f_i$  to be penalised. For general applications, GLS chooses all features in  $S$  for which the utility  $c_i/(p_i+1)$  is largest amongst the features in  $S$ . The statements marked with (1) and (2) are important for the subsequent discussion of search hybrids based on GLS.



```

P :=  $\vec{0}$ ; // initialise the penalty vector to be zeros
S := InitialSolution(); // S is the current solution
S* := LocalSearch(S); // Make sure the best solution S* found starts from a local minimum
while not StoppingCondition() do
    f := ChoosePenaltyFeatures(S, p);-----(1)
    foreach x in f do px := px + 1; -----(2)
    S := LocalSearch(S);
    If O(S) < O(S*) then S* := S;
return S*

```

Figure 3. The Pseudo-codes of Guided Local Search

It is interesting to note that the penalty vector  $p$  serves as a long-term memory to memorize all the undesirable features appearing in some previously visited local minima. In solving VRPs, GLS or its related search method selects the longest arc (that is the arc of the greatest distance between any two nodes in a route) as an undesirable feature to be penalized for the current solution, weighted by the number of times that longest arc has been already penalized. Furthermore, there were some empirical observations [2, 3] stating that the value of  $\lambda$  might greatly affect the performance of GLS and the quality of the solution returned. As for solving VRP-TWs, it was discovered in [2] that GLS worked well when  $\lambda$  was ranged from 0.1 to 0.3, giving the best result at 0.2.

### 3.3 Tabu search

Tabu search is an interesting meta-heuristic which aims to model the human memory process through the use of a Tabu list, usually of a fixed length, to prohibit most recent moves possibly leading to some previously visited local optima. In solving VRP-TWs [1, 10], moves can be defined in term of the addition or deletion of arcs associated with individual nodes (as customers) into or out of all computed routes. Besides the Tabu list, an aspiration criterion is used to change the Tabu status of a move so that the move in the Tabu list can still be accepted when it leads to a solution better than the current best solution. In general, the performance of a Tabu search algorithm depends largely on effectiveness of the local search operators, the length of the Tabu list and the settings used for the aspiration criterion. Nevertheless, Tabu search has been extensively used to solve many difficult combinatorial problems with good results [1].

Figure 4 gives the Tabu search algorithm as described in [1, 2].

The search starts with an initial solution  $S$  provided by *InitialSolution()*. Then, *LocalSearch(S)* uses the four heuristic intra-route and inter-route operators to perform a local search so as to iteratively improve the current solution  $S$  until it reaches a local minimum which is then assigned to the current best solution  $S^*$ . Before a predefined stopping condition is met, *RankMove(S)* firstly returns a ranked list of all possible moves, ordered by decreasing cost difference, from the current solution  $S$ . While there is no move performed, the first non-Tabu move  $m$ , as determined by *IsNotTabu(m)*, from the list *moves* will be executed by *Perform(m)*. Then, the flag *moved* will be reset to exit the inner loop before *InsertTabuList(m)* adds the most recently performed move  $m$  into the Tabu list. Lastly, the current best solution found may be updated, for which  $O(S)$  is the objective function returning the quality of the current solution  $S$ . The whole process is repeated until the stopping criterion is reached. For

details, refer to [1]. It should be noted that, the above discussion mainly focuses on the use of Tabu list as a simple short-term memory to diversify the search for avoiding local optima. However, it may also be possible to include some long-term memory structure for explicit intensification and diversification phrases as in some sophisticated Tabu search algorithms. In fact, in the guided Tabu search algorithm (GTS) [1] or our proposal of integration to be discussed in Section 4, the penalty-based learning scheme [2, 3] can also be regarded as one possible type of long-term memory mechanism for avoiding the already visited local optima. The statement marked with (\*) is used for the subsequent discussion of GTS.

```
S := InitialSolution(); // S is the current solution
S := LocalSearch(S); // Make sure we start with a local minimum
S*:= S; // S* represents the best solution found
while not StoppingCondition() do
    moves := RankMoves(S); -----(*)
    moved := false;
    while not moved do
        m := head(moves);
        if IsNotTabu(m) then
            Perform(m);
            moved := true;
            InsertTabuList(m);
        If O(S) < O(S*) then S*:= S;
    return S*
```

Figure 4. The Pseudo-codes of Tabu Search

4. Combining meta-heuristics to effectively solve VRP-TWs

As discussed in the previous section, Tabu search employs a Tabu list as the short-term memory to avoid cycles whereas the guided local search (GLS) uses a penalty vector as the long-term memory to memorize all undesirable features occurred in the previously visited local minima. Therefore, it can be advantageous to combine both meta-heuristics to complement each other during the search process. In the following, we discuss the various proposals for combining both TS and GLS to solve VRP-TWs effectively. First, we review the Guided Tabu search (GTS) as an ad hoc integration of TS and GLS proposed by Backer *et al.* [1]. Secondly, we consider our careful proposal of combining TS and GLS as the GLS-TS algorithm with an easy-to-understand and interesting analytical model to differentiate its expected search behavior from that of GTS. Lastly, we will describe an integration of simulated annealing technique into the GLS-TS framework as a variant of GLS-TS to demonstrate the numerous opportunities opened up by our proposal of integration.

4.1 Guided Tabu Search

Originally, Backer *et al.* [1] aimed at comparing the performance of GLS and TS in solving the Solomon’s test cases of VRP-TWs. Later in the experimentation stage, after observing the simplicity and impressive results produced by GLS, Backer *et al.* proposed a fairly ad hoc integration of the GLS penalty scheme into the Tabu search algorithm as the Guided Tabu

search (GTS) to possibly improve on the performance of the original search methods. It should be noted that GTS was only briefly mentioned in [1] without showing any explicit pseudo-code. To facilitate our subsequent discussion, we explicitly define the GTS algorithm as follows.

```

S := InitialSolution(); // S is the current solution
S := LocalSearch(S); // Make sure we start with a local minimum
S* := S; // S* represents the best solution found
while not StoppingCondition() do
  f := ChoosePenaltyFeatures(S, p); // to select and then penalize the concerned features
  foreach x in f do  $p_x := p_x + 1$ ; // so as to avoid re-visiting the same local minima
  moves := RankMoves(S);
  moved := false;
  while not moved do
    m := head(moves);
    if IsNotTabu(m) then
      Perform(m);
      moved := true;
      InsertTabuList(m);
    If  $O(S) < O(S^*)$  then  $S^* := S$ ;
return S*

```

Figure 5. The Pseudo-codes of Guided Tabu Search

Figure 5 gives the pseudo-codes of the GTS algorithm. Syntactically, the GTS algorithm is obviously obtained by inserting lines (1) and (2) of the GLS algorithm as shown in Figure 3 before the line (\*) of the TS algorithm as described in Figure 4. The semantic meaning of this addition is revealed in Backer *et al.*'s original work [1] which clearly stated that after each move, a GLS-type procedure was called to update the weight in the cost matrix (used in the penalty scheme). However, we consider this frequent invocation of the GLS-type procedure may collect "immature and hazardous" penalty information after every single *diversifying move* of TS. The collected penalty information can be "hazardous" in two senses. First, it can mislead the current search direction by biasing towards some unimportant features found in the previous solutions. Second, the vast amount of possibly useless penalty information generated may simply cause information or memory overflow during program execution. Besides, it may slow down the performance of GTS. In the next subsection, we will provide an interesting and simple model to carefully consider the possible influence of this frequent penalty mechanism on the search behavior of GTS. After all, from Backer *et al.*'s empirical experience [1], GTS showed some benefits by outperforming the TS and GLS with an average of 1.7% on long-haul problems, including C2, R2 and RC2, of the Solomon's test cases. However, for the remaining problem classes, GTS did not show any convincing result when compared to GLS.

#### 4.2 Our proposed Guided Local Search - Tabu Search (GLS-TS)

As previously discussed, the guided Tabu search (GTS) did not seem to be an attractive proposal for integrating GLS and TS since the short-term memory nature of the TS may *not*

be able to effectively use the long-term memory-like penalty information frequently provided by the GLS scheme to diversify the search from its current status. In other words, the GLS scheme may penalize some features which will be totally irrelevant to the current state of TS. Therefore, we propose an alternative integration: instead of performing a single non-Tabu move for every update of the cost matrix used in the penalty scheme, we propose to update the penalties only when the TS reaches a *stable state*. In other words, the penalties are updated only when all the non-Tabu moves cannot further improve the current solution any more.

Figure 6 shows the GLS-TS algorithm. The definitions for the function InitialSolution(), LocalSearch(), StoppingCondition(), RankMoves(S), head(moves), IsNotTabu(m), InsertTabuList(m) and ChoosePenaltyFeatures(S,p) follow those previously described for the GLS and TS algorithms. The Boolean variable improved is used to detect whether the TS has reached a stable state when no improvement on the current solution can be made by any non-Tabu move. Although our proposed GLS-TS may be seen carelessly as a slight modification from the GTS, the implication behind such modification can be significant. By appropriately integrating the penalty information of GLS only when the Tabu search is stable, our proposed GLS-TS algorithm tries to maximize the best advantages of information gained from GLS to improve the original Tabu search. This competitive advantage of GLS-TS when compared to GTS is illustrated clearly in the following simplified Markov chain diagrams to analyse their different search behaviour in successfully finding a solution for general and solvable VRPs.

```

P :=  $\vec{0}$ ; // initialise the penalty vector to be zeros
S := InitialSolution(); // S is the current solution
S* := LocalSearch(S); // Make sure the best solution S* found starts from a local minimum
while not StoppingCondition() do
    f := ChoosePenaltyFeatures(S, p);
    foreach x in f do px := px + 1;
    improved := true; -----(**)
    while improved do // Start of TS Local Search
        prevO := O(S);
        moves := RankMoves(S);
        moved := false;
        while not moved do
            m := head(moves);
            if IsNotTabu(m) then
                Perform(m);
                moved := true;
                InsertTabuList(m);
            if O(S) < O(S*) then
                S* := S;
            If prevO <= O(S) then
                improved := false; // End of TS Local Search -----(***)
    return S*

```

Figure 6. The Pseudo-codes of Guided Local Search – Tabu Search (GLS-TS)

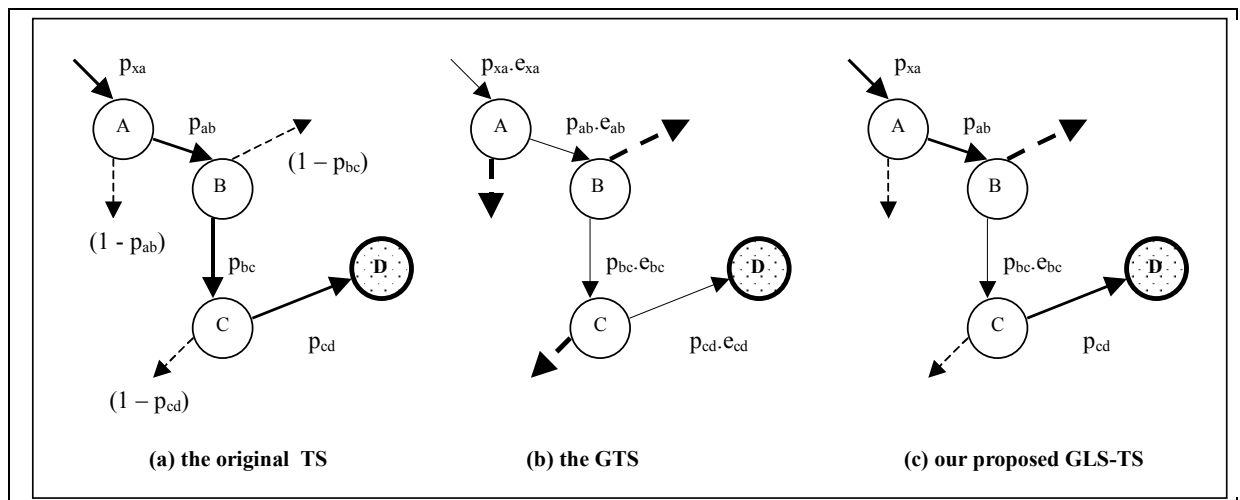


Figure 7. The simplified Markov models for the original TS, GTS and GLS-TS algorithms

Figure 7 gives the simplified Markov models for the original TS, GTS and GLS-TS algorithms which successfully find a solution for a general and solvable VRP. Each circle in the diagram is a (search) state representing the recently computed routes for all the involved vehicles to solve a VRP. A solution state is a terminal state for which a solution is found for that particular VRP. Each arrow, attached with the corresponding probability, represents a state transition from one state to another possible state after applying any of the heuristic operators as described in Figure 2. For simplicity, we assume for a specific VRP with only one solution, the last four states: A, B, C and D are identified, out of a careful empirical observation on all successful runs, with state B as the last 'stable' state representing a local minimum before reaching the sole solution state D. Figure 6(a) shows the state transitions with their attached probabilities for these last four states of the original TS as the basis for subsequent comparisons against the GTS and our proposed GLS-TS. Due to space limitation, an arrow with a solid line from the current state readily denotes a transition from the current state to the targeted state X so as to ultimately reach the solution state with the minimal number of transitions whereas an arrow with a dotted line is used to represent a transition from the current state to any non-X state. The thickness of the (solid- or dotted-) line of any arrow is proportional to the likeliness/probability for that transition to occur. For instance, the solid-line arrow from state A to state B in Figure 6(a) is attached with the probability  $p_{ab}$  for this transition to occur while the dotted-line arrow from state A to any non-B state is attached with the probability  $(1 - p_{ab})$ . Presumably, the probability  $p_{ab}$  is higher than  $(1 - p_{ab})$  since the solid-line is clearly thicker than the corresponding dotted-line. In general, we assume the recurring property for the above simplified Markov models, that is a non-zero probability guaranteed for any state (including any non-X state) to reach any other possible state (such as the solution state) in the model, the sum of probabilities for all possible transitions out of any particular state is always 1, and lastly, to compute the probability for a sequence of state transitions, each transition is taken as an independent event according to the theory of *Probability* [16]. Therefore, given the recurring property of the simplified Markov model, the probability of reaching the solution state D from any non-X state is always  $1/(N - 1)$  where  $N$  is the total number of possible states in the simplified model. Hence, the probability of reaching from state A successfully to state D equals to  $p_{ab} \cdot p_{bc} \cdot p_{cd} + (1 - p_{ab}) \cdot 1/(N - 1) + p_{ab} \cdot (1 - p_{bc}) \cdot 1/(N - 1)$ , in which and the second term  $(1 - p_{ab}) \cdot 1/$



$(N - 1)$  gives the probability of reaching from state A to non-B state and finally to state D. Furthermore, we assume the probability of reaching from any previous state to state A is greater than 0.5 so that the probability of successfully reaching state D largely depends on the decisions made in the last four states. Since the three probabilities  $p_{ab}$ ,  $p_{bc}$  and  $p_{cd}$  normally range from 0 to 1, and  $N$  is at least of the order of 1,000 or more, the first term  $p_{ab} \cdot p_{bc} \cdot p_{cd}$  is usually the most important quantity to consider in determining the probability of reaching from state A to state D. To illustrate, let  $p_{ab}$ ,  $p_{bc}$  and  $p_{cd}$  be 0.2, 0.3 and 0.4 respectively, and  $N$  be 1,000, the probability of reaching from state A to state D equals to  $0.2 \times 0.3 \times 0.4 + (1 - 0.2) \times 1/999 + 0.2 \times (1 - 0.3) \times 1/999 \cong 0.024 + 0.0008 + 0.00014 \cong 0.02494$  in which the first term is clearly the most determining factor. However in the GTS, by including the GLS penalty mechanism in every step of the TS, we assume the probability of a transition (A  $\rightarrow$  B) being affected by the GLS penalties as  $g_{ab}$ , and conversely the probability of not being affected as  $e_{ab} = 1 - g_{ab}$ . Similarly, all of these  $e$ 's and  $g$ 's will be in the range of 0 to 1. Moreover, the  $g$ 's should be progressively increasing from the initial to the last state since there can be more features to be penalized or higher penalty resulted after each iteration which may affect the state transition of the original TS more drastically. Overall speaking, applying the GLS penalty scheme in each TS step will substantially lower the first important term of the probability of successfully reaching from state A to state D, at least by the order of  $10^{-3}$ , to  $p_{ab} \cdot p_{bc} \cdot p_{cd} \cdot e_{ab} \cdot e_{bc} \cdot e_{cd}$  which cannot be offset by the relatively small opposite increase in the second and third terms of the specific probability due to the very small increase in the probability of reaching the non-B and non-C states from state A and B. This clearly shows the possible pitfalls of the GTS proposal which may simply increase the chance of diverting the current search to some unintentional states, that are any states other than the solution state D in the non-B and non-C states. On the other hand, by intelligently maintaining the original characteristics of the TS and only affect the TS by the GLS penalty mechanism in *stable states* like state B in our proposed GLS-TS as shown Figure 6(c), the original strength as reflected in the first important term of the probability of reaching from state A to D is largely unaffected by multiplying only one  $e_{bc}$  as  $p_{ab} \cdot p_{bc} \cdot e_{bc} \cdot p_{cd}$ . Meanwhile, the probability of reaching non-C states at the stable state B is appropriately increased to open up a *risky but possibly favorable* opportunity to try to directly reach the solution state D. Also, it is worth noting that since the system already arrives at the stable state B, there is a fair chance of re-entering the same stable state B even after it fails to reach the solution state D. In other words, we carefully inject some intended *noise* into the original search model of TS (as shown in Figure 6(a)) to increase the chance of directly reaching the solution state(s) only at stable states while not drastically scarifying the original strength, that is a higher probability of following the normal transitions from A  $\rightarrow$  B  $\rightarrow$  C  $\rightarrow$  D, of TS in our proposed GLS-TS. After all, Section 5 will give the experimental results of the original TS, the GTS and our proposed GLS-TS on the well-known Solomon's benchmarks [10] to justify about our discussion here.

### 4.3 Another variant of GLS-TS

Both GTS and our proposed GLS-TS are basically *fixed* strategies to invoke the GLS-type penalty scheme within the TS framework, it will be interesting to have other variants of GLS-TS which can flexibly invoke different search mechanisms depending on the relative merit of the involved mechanisms during the dynamic search process. Basically, we need a kind of measure and a *monitor* as the feedback-and-control mechanism of this flexible

invocation scheme. Similar to Wah *et al.*'s work [4], we propose to integrate simulated annealing as a monitor to supervise the performance of different search mechanisms and decide which mechanism to invoke in each stage of the search. This forms the basis of our proposed GLS-TS-SA algorithm as a variant of GLS-TS. This will decide whether to invoke the common local search method used in GLS or the unique Tabu search method during the search process. For testing, we simply used the number of accumulated *improving moves* made by each search method as a score to measure their relative merit. Obviously, there can be more sophisticated measures defined to evaluate their performance. More importantly, our proposal of integration discussed here opens up many potentially interesting directions for future investigation.

```

P :=  $\vec{0}$ ; // initialise the penalty vector to be zeros
S := InitialSolution(); // S is the current solution
S* := LocalSearch(S); // Make sure the best solution S* found starts from a local minimum
i:=0 // initialise i
impM:=0 // initialise the counter impM
while not StoppingCondition() do
  f := ChoosePenaltyFeatures(S, p);
  foreach x in f do px := px + 1;
  temp:= MAX_TEMP * e-(impM)/i
  Pcalc := 1 / (1 + e(-d/temp))
  Pgen := Random(0,1)
  if Pgen <= Pcalc then
    S:=Tabu-LocalSearch(S)
    i:=i+1
    if O(S) < O(S*) then
      impM:=impM+1
    else
      S:=LocalSearch(S)
  if O(S) < O(S*) then
    S*:=S;
return S*

```

Figure 8. The Pseudo-codes for the GLS-Tabu Search integrated with Simulated Annealing (GLS-TS-SA)

Figure 8 gives the pseudo-codes of the GLS-TA integrated with simulated annealing. *InitialSolution()*, *LocalSearch()*, *StoppingCondition()* and *ChoosePenaltyFeatures(S,p)* are as described in the GLS-TS algorithm in Figure 6. *Random(0,1)* generates a random real number between 0 and 1. The function *Tabu-LocalSearch()* basically performs a Tabu search until no more improvements for the objective function is achieved. The variable *i* counts number of times the variant GLS-TS-SA performs a Tabu search while the counter *impM* measures the number of accumulative improving moves affected by Tabu search. The variable *d* represents the *decrease* in the total distance traveled, which is either 0 or -*d* for any increase. The parameter *MAX\_TEMP* was empirically determined at 0.3. In addition, the formulation for *temp* and *P<sub>calc</sub>* basically follows the standard logistic function described in [11]. Besides our proposed GLS-TS-SA, we can clearly have many other possible search hybrids

integrated with the simulated annealing such as an adaptive strategy which can flexibly invoke the GLS penalty scheme within the TS framework depending on its performance. Some of these possible extensions will be discussed in Section 6.

## 5. Experimental results

We used Solomon's test cases to evaluate the performance of our proposals against the original Tabu search [13] and Backer's *et al.*'s variant - the Guided Tabu search [1]. There are 56 instances of delivery problems in the Solomon's test set, each with 100 customers, which can be categorized into six classes: C1, C2, R1, R2, RC1 and RC2. The first letter(s) of the class name denotes the type of customer distribution. For instance, 'C' represents the clustered customers, 'R' denotes the randomly distributed customers, and 'RC' involves a mix of customers of both types. After that, the number in the class name encodes the types of vehicle capacity and service duration. '1' refers to the test cases with small vehicle capacity and short service duration while '2' stands for those with large vehicle capacity and long service duration. For all the six classes, the demand for each customer within the same class is the same.

The original guided local search (GLS) and Tabu search algorithms and their hybrids such as the Guided Tabu search (GTS), our proposed guided local search - Tabu search (GLS-TS) and its variant GLS-TS integrated with simulated annealing (GLS-TS-SA) are all implemented in C/C++ and compiled with g++ (the GNU C++ version egcs-2.91.66 with optimised compilation option), running on a machine with Intel Pentium III (450Mhz) processor and 256 megabytes of random-access memory (RAM). The operating system is Linux RedHat Version 6.1 (Cartman) Kernel 2.2.12-20 on i686. All the implementations are in fact modified from the original PFIH+MGA [6]. Most of the data structures are implemented as global arrays for efficient handling. Moreover, the four heuristic operators are modified so that instead of performing an actual move, the effects of performing the move are calculated. This is achieved by considering the arcs added and deleted for a particular move. For the constraint checking, the new move is only checked against those routes it will affect. Hence, the execution time of the program is greatly reduced by a factor of 10 or more.

The lemma values used are 0.2 for GLS, and 0.15 for GTS, GLS-TS and GLS-TS-SA. For each approach, the solver is executed 10 times with the average and the best results recorded. For all the approaches, the resource limit or stopping criterion is set at 1000 iterations. For the following results, we use "PFIH+" to represent those search methods using the push-forward insertion heuristic for initialisation while "VVH+" is used to represent those methods using the virtual vehicle heuristic as discussed in Section 3.

Table 1 summarizes the performance of different solvers initialised with PFIH or VVH in solving the Solomon's test set [10] of VRP-TWs. The performance of the solvers is measured in terms of two quantities: the sum of  $TV \times TD$  and the averaged deviations from the best published results from six sources [17] in percentage for all the test cases. From these experimental results, GLS-TS outperforms against both GTS regardless of the initial search. For instance, GLS-TS remains competitive when comparing the PFIH+GLS with PFIH+GLS-TS. Furthermore, in term of the averaged deviations from the best results, VVH+GLS-TS with the lowest 12.26% is the winner among the GLS- or TS-based solvers we compare here.

It is worthwhile to note that VVH+GLS-TS has improved on 1 test case, R205, giving:  $TV=997.385$ ,  $TD=3$  and  $TV \times TD=2992.16$  which is  $0.13\%^2$  better than the best result:  $TV=998.72$ ,  $TD=3$  and  $TV \times TD=2996.16$  as reported in [2]. In general, it can be very difficult to break any of these best-published records since they are in fact the best results among the best solvers ever compared. This supports our analysis discussed in Section 4.2 that updating the penalty vector only at local minima rather than after each Tabu move may significantly improve the performance of the original search methods. These results demonstrate that our proposal, GLS-TS, has competitive advantages over its parents GLS and TS in solving VRP-TWs effectively.

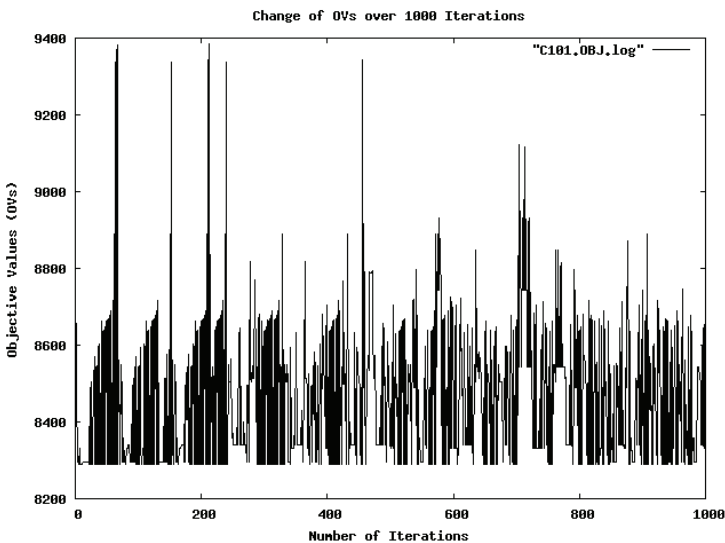
| Approaches     | TVxTD    | Averaged differences of all test case from BEST (%) |
|----------------|----------|---|
| BEST           | 453997.1 | 0   |
| PFIH+GLS       | 503206.1 | 14.21   |
| PFIH+GTS       | 507321.2 | 15.59   |
| PFIH+GLS-TS    | 504924.3 | 14.53   |
| PFIH+GLS-TS-SA | 556400.3 | 16.10   |
| VVH+GLS *      | 486590.1 | 14.83   |
| VVH+GTS*       | 455471.0 | 14.74   |
| VVH+GLS-TS*    | 480169.8 | 12.26   |
| VVH+GLS-TS-SA  | 497175.1 | 12.96   |

Table 1. A Comparison of the Performance of All the Solvers initialised with the PFIH or VVH Against the Best Results on Solomon’s Test Cases

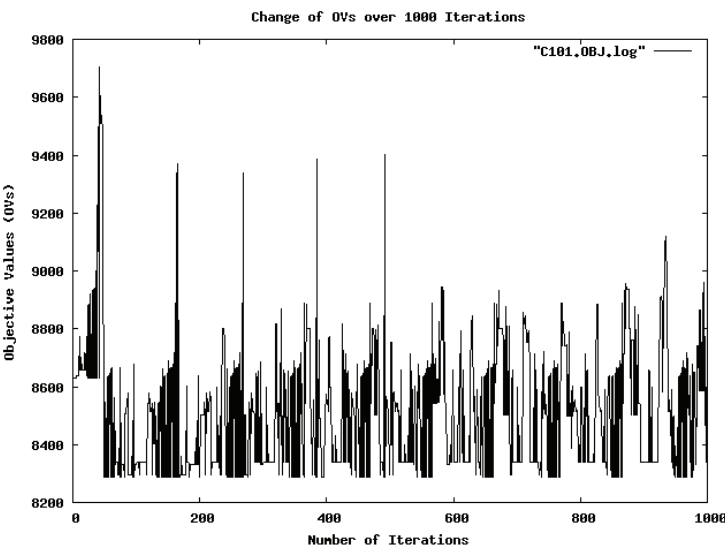
Besides, VVH+\* searches outperform the corresponding PFIH+\* searches in 2 out of 3 test cases on the average. This improvement can be explained in term of the additional domain knowledge gained from the parameter  $v_p$  which is the number of vehicles used in the best-known results. Nevertheless, VVH+\* searches fail to find solutions in some specific test cases probably due to the bound  $v_p + 1$  or  $v_p + 2$  imposed on the initial search, which may hinder the applicability of this initialisation heuristic in many real-life applications. After all, our proposed GLS-TS is shown to be effective with both the PFIH and VVH. To have a

<sup>2</sup> It should be noted that Solomon’s test cases [10] have been tackled by researchers for decades, thus leaving very little room for improvement. In addition, the original TS [1] and GLS [3] methods already achieved very good results. Therefore, an improvement of 0.13% over the best published result can be impressive and significant relative to the performance of all other solvers in the area.

deeper understanding on their actual search behaviour, the variations of the returned objective values over 1,000 iterations are shown for both GLS-TS solvers integrated with the PFIH and VVH on the selected cases of C101, R101 and RC101 in Figure 9 (a) – (f) respectively. In general, the clustered distribution of customer requests as in the case of C101 presents much challenge to both GLS-TS solvers integrated with the PFIH and VVH with many spikes shown in their search trajectories in Figure 9(a) and 9(b). Apparently, the search is bounded by the best objective value (around 8,300), that should be very close to the global optimum, found by either solver in this case. Therefore, the search fails to go beyond this very best objective value even after 1,000 iterations. Another possible extension is to implement an intelligent monitoring mechanism that should prompt the users for continuation or not whenever the search trajectory reveals that the search cannot exceed certain ‘threshold’ value for a long period of time.

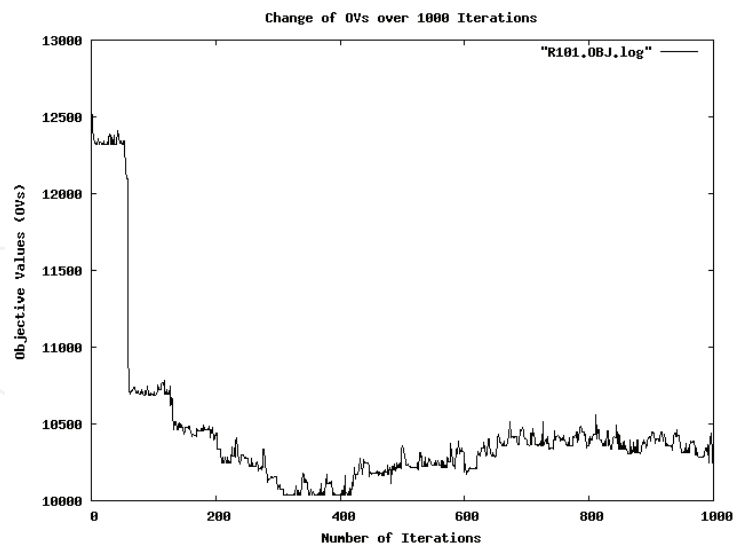


(a) Change of Obj. Values for PFIH+GLS-TS on C101

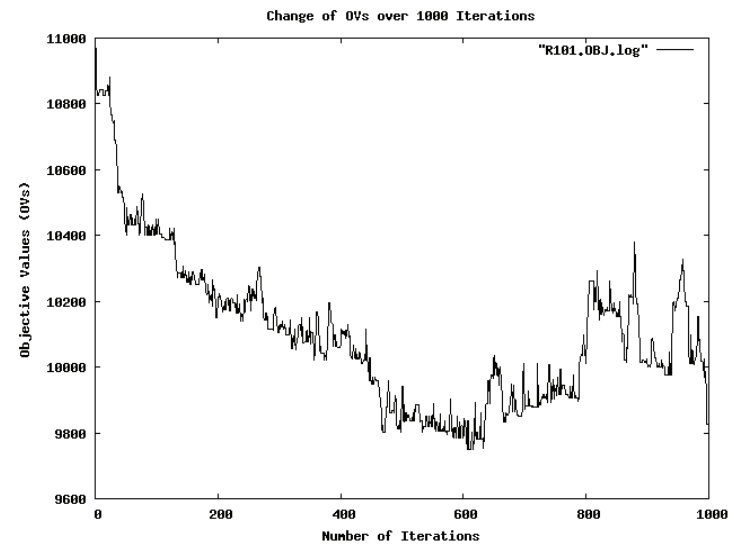


(b) Change of Obj. Values for VVH+GLS-TS o

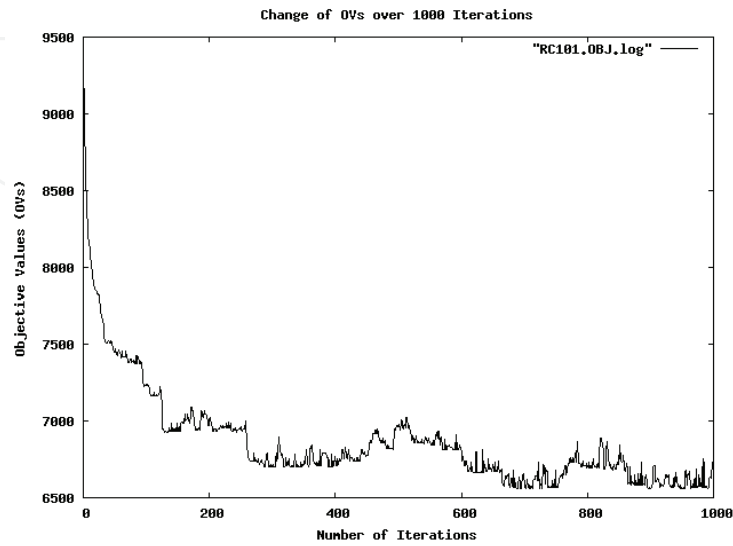




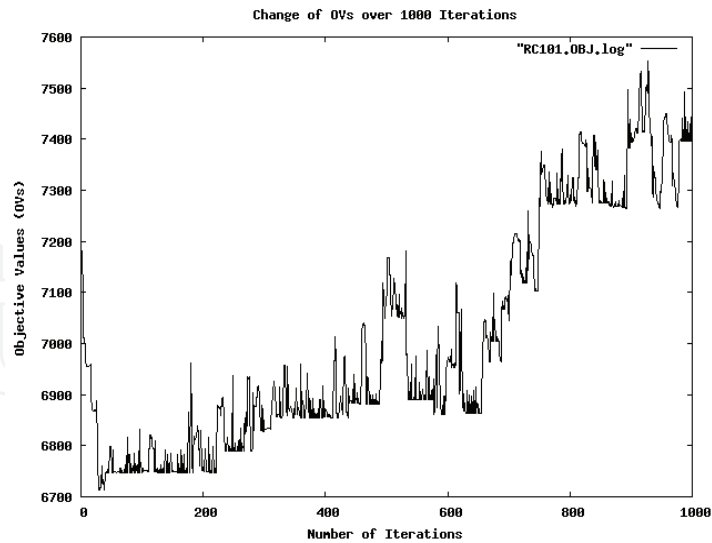
(c) Change of Obj. Values for PFIH+GLS-TS on R101



(d) Change of Obj. Values for VVH+GLS-TS on R101



(e) Change of Obj. Values for PFIH+GLS-TS on RC101



(f) Change of Obj. Values for VVH+GLS-TS on RC101

Figure 9. The Potential Gains for the GLS-Tabu Search (GLS-TS) integrated with the PFIH or VVH on the selected cases of C101, R101 and RC101

Figure 9(c) and 9(d) reveals the search behaviour of the PFIH+GLS-TS and VVH+GLS-TS solvers on the R101 problem with a random distribution of customer requests. Both solvers show an overall trend of gradually minimizing the best objective values returned, with their lowest objective values obtained at around 400 or 600 iterations respectively, while demonstrating some rebounds in their returned objective values in the remaining part of the search process. Lastly, Figure 9(e) and 9(f) gives the search behaviour of the PFIH+GLS-TS and VVH+GLS-TS solvers on the RC101 problem with both clustered and random distribution of customer requests. The PFIH-GLS-TS solver shows a similar pattern of search trajectory with the lowest objective value obtained at about 700 iterations. Interestingly, after attaining the lowest objective at the first hundreds of iterations, the VVH-GLS-TS solver shows an overall trend of gradually “increasing” the lowest objective values returned over the residual part of the search process. This is probably due to the penalty scheme used in the GLS search that continuously penalizes some particular features over the iterations, thus leading to the phenomenon of “over-learning” that causes the best objective value returned to deviate further from the minimal objective value attained. In general, the objective values of the initial solutions obtained by the VVH are always better than those returned by the PFIH, thus demonstrating the effectiveness of the VVH in solving this challenging set of vehicle routing problems. After all, the plotting is obtained from some selected results for which their specific patterns of search behaviour may not be exhibited in other problems of the same class since each individual problem may have its unique set of features, that prompts for our further investigation.

In addition, VVH-GTS scored the lowest sum of  $TV \times TD$  among the compared solvers probably due to the probabilistic nature of the non-targeted states, that are the non- $X$  states as discussed in Section 4.2, which *accidentally* lead the search to the solution states in some specific instances. The actual reason(s) for the overall improvement on the sum of  $TV \times TD$  in this particular case require a more detailed investigation. Nevertheless, this result clearly demonstrates the effectiveness of combining both GLS and TS meta-heuristics in solving real-life VRP-TWs.

Furthermore, the sum of  $TV \times TD$  for the VVH+GLS-TS-SA is the largest among the VVH+\* solvers while the PFIH-GLS-TS-SA shows the largest averaged deviations from the best results among all the comparing solvers, clearly demonstrating the difficulty in controlling the local search or Tabu search with the integrated simulated annealing technique. We will try to explain this difficulty in term of the probabilistic model we have discussed in Section 4.2. Roughly, integrating the simulated annealing technique to decide which search method to use in each iteration is similar to adding a pre-requisite state before each original state in the state transitions of the TS algorithm as shown in Figure 6(a). Each pre-requisite state has two out-going arrows as two possible transitions – one leads to the original TS state while another leads to the additional local search state as possibly occurred in the GLS algorithm. The overall effect is the main component ( $p_{ab} \cdot p_{bc} \cdot p_{cd}$ ) of the probability of successfully reaching the solution state is significantly lowered by a factor of  $h^n$  where  $h$ , ranging from 0 to 1, is the probability of still being the most rewarding search method (with respect to the normal local search method), and  $n$  is the number of TS states involved. Moreover, the newly added pre-requisite and local-search states into the original state transition diagram of the TS simply means the resulting GLS-TS-SA algorithm more difficult to manage with more possibility to consider. After all, this observation prompts us to carefully refine the simple performance measure used in our proposed GLS-TS-SA solver for testing.

Lastly, we try to identify the best optimiser for each of the 6 classes of Solomon's test cases. We observe for the C1 and C2 classes, where there is no clear winner in term of the sum of  $TV \times TD$ , PFIH+GLS is the simplest and most stable solver. Also, it is worth noting that GLS-TS-SA is marginally better in the C1 class with only 0.14% deviated from the best published results. In addition, VVH+GLS-TS performs the best for both R2 and RC2-type problems. For a more detailed comparison on the performance of the different solvers in each individual problem class of the Solomon's test set, refer to [17].

## 6. Concluding remarks

In this chapter, we proposed our 2 interesting search hybrids by integrating the well-known guided local search (GLS) and Tabu search (TS) algorithms to effectively solve the VRPs. As opposed to the GTS in [1], we consider a different integration of Tabu Search into GLS framework as GLS-TS in which the GLS-type penalty scheme is invoked only at stable states. More interestingly, from GLS-TS, we implement the SA approach to work as the guiding principle to intelligently choose which is the *right* search method to apply in each iteration based on some cooling schedules. The cooling schedule is governed by a standard logistic function as defined in [11] together with some performance metric such as the reduction in the total distance travelled. There was some previous work which combined simulated annealing with Tabu search [11]. However, in our work, the SA mechanism is embedded into the combined GLS and Tabu search framework to decide which search method to apply in each search step.

In the empirical evaluation of our proposals on the Solomon's benchmarks, we obtained exciting results from our proposed GLS-TS algorithm. Generally speaking, GLS-TS is a very efficient algorithm compared to its ancestors, the GLS and GTS. Surprisingly, the VV+GLS-TS produces a better-than-best-published result for the R205 problem of the Solomon's test set. In addition, from our empirical results, we made some careful observations that improving on  $TV$  through any heuristic search operator can be more rewarding than the

improvement on  $TD$  through the GLS-type penalty scheme on the long arcs since the objective function is  $TV \times TD$ . This will definitely provide one exciting direction of our ongoing research work. More importantly, we provide a simple and interesting probabilistic model for analysing the search behaviour of our proposed hybrids. This readily forms the basis for our future investigation.

Our new approach in the hybridisation of GLS and TS algorithms with simulated annealing truly opens up many new directions for future exploration. Here, we suggest to use the simulated annealing as a more sophisticated guiding principle, or namely meta-meta-heuristic, to monitor the underlying meta-heuristics such as GLS which in turn controls the search on the initial solution returned by the initialisation heuristics such as the PFIH or VVH. For the future extension, we should apply our proposed hybrid approaches to new problem sets so as to demonstrate the strength of the different search strategies. Besides, we will look into other types of initialisation method to be integrated into our search hybrids to improve their performance. Another interesting direction is to investigate other possible logistic functions and performance metrics to particularly improve the performance of our proposed GLS-TS-SA solver. Lastly, it should be interesting to investigate other TS-related variants integrated with the simulated annealing such as an adaptive strategy which can flexibly invoke the GLS penalty scheme within the TS framework depending on its relative merit.

## 7. Acknowledgements

The authors wish to thank Professor Edward Tsang and Professor Yi Shang for their fruitful discussions. In addition, the authors are grateful to the generous supports from the Department of Electrical and Electronic Engineering, the University of Hong Kong to this work.


## 8. References

- Bruno De Backer, Vincent Furnon, Philip Kilby, Patrick Prosser and Paul Shaw. Solving Vehicle Routing Problems using Constraint Programming and Meta heuristics. *Journal of Heuristics*. Vol 1-16(1997), Kluwer Academic Publisher, 1997.
- Philip Kilby, Patrick Prosser and Paul Shaw. Guided Local Search for the Vehicle Routing Problems. *Proceedings of 2<sup>nd</sup> International Conference on Metaheuristics (MIC97)*. Pp.1-10, Sophia-Antipolis, France, July 21-24,1997.
- E. Tsang, Chang J. Wang, Andrew Davenport, C. Voudouris and Tung L.L.. *A family of Stochastic Methods for Constraint Satisfaction and Optimisation*. The First International Conference on the Practical Application of Constraint Technologies and Logic Programming, London, April 1999
- Ben. Wah and Y.X. Chen. *Constrained Genetic Algorithms and their Applications in Nonlinear Constrained Optimization*. *Proceedings of IEEE ICTAI*. Vancouver, Canada, November 2000.
- I.H. Osman. Metastrategy simulated annealing and tabu search algorithms for the vehicle routing problem. *Ann. Oper. Res.*. 41:421-451,1993.
- J.C. Jee, *Solving Vehicle Routing Problems with Time Windows Using Micro-Genetic Algorithms*, *Proceedings of the 6<sup>th</sup> National Undergraduate Research Opportunities Programme Congress 2000*, Faculty of Engineering, NUS, September 7-8, 2000.

- P. Prosser and P. Shaw. *Study of greedy search with multiple improvement heuristics for vehicle routing problems*. Technical Report RR/96/201, Department of Computer Science, Univeristy of Strathclyde, Glasgow, January 1997.
- Rochat, Y. and Taillard, E. D.. *Probabilistic diversification and intensification in local search for vehicle routing*. Technical report CRT-95-13, Centre de recherche sur les transports, Université de Montréal, Montréal. 1995.
- D., Seah . *Ant Colony Optimization On Vehicle Routing Problems*. Thesis for the Master of Computer Science, National University of Singapore, 1999
- M.M. Solomon. *Algorithms for the vehicle routing and scheduling problem with time windows*. *Oper. Res.* 35:254-265,1987.
- William M. Spears. *Simulated Annealing for Hard Satisfiability Problems*. NCARAI Tech. Report AIC 93-015. AI Center, Naval Research Laboratory, Washington D.C., 1993.
- Chris Voudouris and Edward Tsang. *Technical Report CSM-247*, Department of Computer Science, Univeristy of Essex, August 1995
- M. Gendreau, A. Hertz, and G. Laporte. A tabu search heuristic for the vehicle routing problem. *Management Science*, 40(10):1276-1290, 1994.
- S. Lin. Computer solutions for the traveling salesman problem. *Bell Systems Technology Journal*, 44:2245-2269, 1965.
- M. W.P. Savelsbergh. *Computer aided routing*. Centrum voor Wiskunde en Informatica, Amsterdam, 1988.
- Paul G. Hoel. *Elementary Statistics* (4th Edition). John Wiley & Sons Inc., 1976.
- K.T. Ma. *Using Hybrid Search Methods to Solve A.I. Search and Optimization Problems*. Hons Thesis, The National University of Singapore, March 2001.

IntechOpen





## **Vehicle Routing Problem**

Edited by Tonci Caric and Hrvoje Gold

ISBN 978-953-7619-09-1

Hard cover, 142 pages

**Publisher** InTech

**Published online** 01, September, 2008

**Published in print edition** September, 2008

The Vehicle Routing Problem (VRP) dates back to the end of the fifties of the last century when Dantzig and Ramser set the mathematical programming formulation and algorithmic approach to solve the problem of delivering gasoline to service stations. Since then the interest in VRP evolved from a small group of mathematicians to a broad range of researchers and practitioners from different disciplines who are involved in this field today. Nine chapters of this book present recent improvements, innovative ideas and concepts regarding the vehicle routing problem. It will be of interest to students, researchers and practitioners with knowledge of the main methods for the solution of the combinatorial optimization problems.

### **How to reference**

In order to correctly reference this scholarly work, feel free to copy and paste the following:

Vincent Tam and K.T. Ma (2008). An Effective Search Framework Combining Meta-Heuristics to Solve the Vehicle Routing Problems with Time Windows, Vehicle Routing Problem, Tonci Caric and Hrvoje Gold (Ed.), ISBN: 978-953-7619-09-1, InTech, Available from:  
[http://www.intechopen.com/books/vehicle\\_routing\\_problem/an\\_effective\\_search\\_framework\\_combining\\_meta-heuristics\\_to\\_solve\\_the\\_vehicle\\_routing\\_problems\\_with\\_t](http://www.intechopen.com/books/vehicle_routing_problem/an_effective_search_framework_combining_meta-heuristics_to_solve_the_vehicle_routing_problems_with_t)

**INTECH**  
open science | open minds

### **InTech Europe**

University Campus STeP Ri  
Slavka Krautzeka 83/A  
51000 Rijeka, Croatia  
Phone: +385 (51) 770 447  
Fax: +385 (51) 686 166  
[www.intechopen.com](http://www.intechopen.com)

### **InTech China**

Unit 405, Office Block, Hotel Equatorial Shanghai  
No.65, Yan An Road (West), Shanghai, 200040, China  
中国上海市延安西路65号上海国际贵都大饭店办公楼405单元  
Phone: +86-21-62489820  
Fax: +86-21-62489821

© 2008 The Author(s). Licensee IntechOpen. This chapter is distributed under the terms of the [Creative Commons Attribution-NonCommercial-ShareAlike-3.0 License](https://creativecommons.org/licenses/by-nc-sa/3.0/), which permits use, distribution and reproduction for non-commercial purposes, provided the original is properly cited and derivative works building on this content are distributed under the same license.

IntechOpen

IntechOpen