

We are IntechOpen, the world's leading publisher of Open Access books Built by scientists, for scientists

6,900

Open access books available

186,000

International authors and editors

200M

Downloads

Our authors are among the

154

Countries delivered to

TOP 1%

most cited scientists

12.2%

Contributors from top 500 universities



WEB OF SCIENCE™

Selection of our books indexed in the Book Citation Index
in Web of Science™ Core Collection (BKCI)

Interested in publishing with us?
Contact book.department@intechopen.com

Numbers displayed above are based on latest data collected.
For more information visit www.intechopen.com



Cumulative Vehicle Routing Problems⁽¹⁾

İmdat Kara¹, Bahar Yetiş Kara² and M. Kadri Yetiş³

¹Başkent University, Department of Industrial Engineering,

²Bilkent University, Department of Industrial Engineering,

³Havelsan A.Ş. 7th km on Eskişehir Road,

Ankara,

Turkey

1. Introduction

The problems of finding optimal routes for vehicles from one or several depots to a set of locations/customers are known as Vehicle Routing Problems (VRPs) and have many practical applications, especially in transportation and distribution logistics. An extensive literature exists on these problems and their variations (e.g. Bodin(1990), Laporte(1992), Laporte & Osman(1995), Ball et al.(1995), Toth & Vigo (2002a)).

The Capacitated Vehicle Routing Problem (CVRP) is defined on a graph $G = (V, A)$ where $V = \{0, 1, 2, \dots, n\}$ is the set of nodes (vertices), 0 is the depot (origin, home city), and the remaining nodes are customers. The set $A = \{(i, j): i, j \in V, i \neq j\}$ is an arc (or edge) set. Each customer $i \in V \setminus \{0\}$ is associated with a positive integer demand q_i and each arc (i, j) is associated a travel cost c_{ij} (which may be symmetric, asymmetric, deterministic, random, etc.). There are m vehicles with identical capacity Q . The CVRP consists of determining a set of m vehicle routes satisfying the following conditions:

- Each route starts and ends at the depot,
- Each customer is visited by exactly one route,
- The total demand of each route does not exceed the vehicle capacity Q ,
- The total "cost" of all routes is minimized.

The CVRP has been studied extensively in the literature (for recent publications, see e.g. Achutan et al. (1996), Toth & Vigo (2002b), Ralphs et al. (2003), Baldacci et al. (2004), Kara et al. (2004), Letchford & Salazar-Gonzalez (2006), Yaman (2006)). CVRP was first defined by Dantzig and Ramser in 1959. In that study, the authors used distance as a surrogate for the cost function. Since then, the cost of traveling from node i to node j , i.e., c_{ij} , has usually been taken as the distance between those nodes.

The real cost of a vehicle traveling between two nodes depends on many variables: the load of the vehicle, fuel consumption per mile (kilometer), fuel price, time spent or distance traveled up to a given node, depreciation of the tires and the vehicle, maintenance, driver wages, time spent in visiting all customers, total distance traveled, etc. (Baldacci et al. (2004), Toth & Vigo (2002a), Desrochers et al. (1990)). Most of the attributes are actually distance or

¹ A preliminary version of this paper has appeared in the proceedings of the First International Conference on Combinatorial Optimization and Applications, COCOA 2007, Xi'an, China, (Kara et al., 2007).

time based and can be approximated by the distance. However, some variables cannot be represented by the distance between nodes. Examples of such variables are vehicle load, fuel consumption per mile (kilometer), fuel price, time spent up to a given node. Most of these types of variables may be represented as a function of the flow on the corresponding arc (load or weight of the vehicle, number of items on the vehicle, the order in the tour of starting and/or ending node of the arc and etc.). Thus, for some cases, in addition to the distance traveled, we need to include flow on the related arc as another indicator of the cost. In this study, we propose a cost function which is defined as a product of the distance traveled and the flow on that arc. To the best of our knowledge, the vehicle routing literature has not previously included such a definition of cost, which is the main motivation of this research.

In the VRP, vehicles collect and/or deliver the items and/or goods from/to each customer on the route. Thus, the flows on the arcs change throughout the tour. They show an increasing step function in the case of collection and a decreasing step function in the case of delivery. So, flows cumulate or diminish along the tour. For this reason, we call a CVRP with flow based cost function as the Cumulative Vehicle Routing Problem, abbreviated as CumVRP.

The main contribution of this paper may be summarized as:

- Define a new cost function for vehicle routing problems as a multiple of length of the arc traveled and the flow on this arc. Name this problem as Cumulative Vehicle Routing Problem (CumVRP).
- Present polynomial size integer programming formulations for CumVRP for collection and delivery cases.
- Show the relationship between the proposed CumVRP with the m -Traveling Repairman and related problems.
- Illustrate the use of CumVRP in the real life situations such as energy minimizing VRP and school-bus routing problems.

We provide problem identification and integer programming formulations of the CumVRP for both collection and delivery cases in Section 2. In Section 3, we show that the proposed problem is a generalization of the m -Traveling Repairmen Problem, and so is relevant to minimum latency and its variations mentioned in the literature. Two additional applications of the flow-based cost function, namely the Energy-Minimizing VRP and the Average-Distance Minimizing School Bus-Routing Problem, are also illustrated in the same section. The proposed models are tested and illustrated by real life data from Turkey and the results are given in Section 4. Concluding remarks are in Section 5.

2. Formulations of the CumVRP

In this section, details of the Cumulative Vehicle Routing Problem are outlined and then integer linear programming formulations are presented.

2.1 Problem identification

Consider a vehicle routing problem defined over a network $G = (V, A)$ where $V = \{0, 1, 2, \dots, n\}$ is the node set, 0 is the depot and $A = \{(i, j) : i, j \in V, i \neq j\}$ is the set of arcs, and, components are given as:

Parameters:

d_{ij} is the distance from node i to node j .

q_i is the nonnegative weight (e.g. demand or supply) of node i .

m is the number of identical vehicles.

Q_0 is the initial value of flow from the origin to the first node of the tour in the case of collection, or the final value of flow from the last node of the tour to the origin in the case of the delivery, (e.g. tare of the truck in the case of carrying goods).

M represents the flow capacity of the arcs of the network (maximal value of the flow on any arc of the network, for example, capacity plus tare of the trucks in the case of carrying goods).

Decision Variables:

$x_{ij} = 1$ if the arc (i, j) is on the tour of a vehicle, and zero otherwise;

y_{ij} is the flow on the arc (i, j) if the vehicle (traveler) goes from i to j , and zero otherwise.

Cost:

The cost of traversing an arc (i, j) , c_{ij} , is defined as the product of the distance of the arc (i, j) and flow on this arc.

With those given above, we define Cumulative Vehicle Routing Problem (CumVRP) as:

- Each node (customer) is served exactly by one vehicle.
- Each route starts and ends at the depot.
- For each tour, the flow on the arcs cumulate as much as preceding node's supply in the case of collection or diminish as much as preceding node's demand in the case of delivery.
- The flow on any arc of each tour doesn't exceed the flow capacity of the arcs.
- The objective is to find a set of m vehicle routes of minimum total cost where the cost is defined as the product of the distance of the arc (i, j) and flow on this arc.

Definition of the y_{ij} 's is the core of this approach. The flow on the first arc of any tour must take a predetermined value and then must always increase (or decrease) by q_i units just after node i . In the case of collection, the flow variable shows an increasing step function; for delivery, it shows a decreasing step function. Therefore a model constructed for collection case may not be suitable for the delivery case. The following observation states the relationship between them.

Observation 1: When the distance matrix is symmetric, the optimal route of the delivery (collection) case equals the optimal route of the collection (delivery) case traversed in the reverse order.

Proof: Consider a route which consist of k nodes: n_0 - n_1 - n_2 -...- n_k - n_0 , where n_0 is the depot. For the collection case, the cost of this tour is:

$$Q_0 d_{01} + \sum_{j=1}^{k-1} \left(Q_0 + \sum_{i=1}^j q_i \right) d_{j,j+1} + \left(Q_0 + \sum_{i=1}^k q_i \right) d_{k0} \quad (1)$$

For the delivery case, the cost of the reverse route n_0 - n_k - n_{k-1} -...- n_1 - n_0 is:

$$\left(Q_0 + \sum_{i=1}^k q_i \right) d_{0k} + \sum_{j=1}^{k-1} \left(Q_0 + \sum_{i=1}^j q_i \right) d_{j+1,j} + Q_0 d_{10} \quad (2)$$

Observe that (1) and (2) are the same for symmetric $D=[d_{ij}]$ matrices.□

2.2 Mathematical models

For the symmetric-distance case, one does not need to differentiate between collection and delivery since the solution of one will determine the solution of the other. For the case of an

asymmetric distance matrix, due to the structure of the problem, we present decision models for collection and delivery cases, separately. The model for the collection case is:

$$F_1: \text{Min} \sum_{i=0}^n \sum_{j=0}^n d_{ij} y_{ij} \quad (3)$$

s.t.

$$\sum_{i=1}^n x_{0i} = m \quad (4)$$

$$\sum_{i=1}^n x_{i0} = m \quad (5)$$

$$\sum_{i=0}^n x_{ij} = 1 \quad (6)$$

$$\sum_{j=0}^n x_{ij} = 1 \quad (7)$$

$$\sum_{\substack{j=0 \\ j \neq i}}^n y_{ij} - \sum_{\substack{j=0 \\ j \neq i}}^n y_{ji} = q_i \quad i = 1, 2, \dots, n \quad (8)$$

$$y_{0i} = Q_0 x_{0i} \quad i = 1, 2, \dots, n \quad (9)$$

$$y_{ij} \leq (M - q_j) x_{ij} \quad (i, j) \in A \quad (10)$$

$$y_{ij} \geq (Q_0 + q_i) x_{ij} \quad \forall (i, j) \in A \quad (11)$$

$$x_{ij} = 0 \text{ or } 1, (i, j) \in A \quad (12)$$

Where $q_0 = 0$.

The objective function given in (3) gives the proposed cost function. Constraints (4) and (5) ensure that m vehicles are used. Taking " \leq " instead of " $=$ " in these relation is also possible when one imposes to use at most m vehicle. Constraints (6) and (7) are the degree constraints for each node, together with (4) and (5), they are called assignment constraints of the formulation. Constraint (8) is the classical conservation of flow equation balancing inflow and outflow of each node, they guarantee that, flow variables of each tour perform an increasing step function. Those constraints also prohibit any illegal subtour. Constraint (9) initialize the flow on the first arc of each route, cost structure of the problem necessitates such an initialization. Constraints (10) take care of the capacity restrictions and forces y_{ij} to zero when the arc (i, j) is not on any route, and constraint (11) produce lower bounds for the flow on any arc. Integrality constraints are given in (12). We do not need nonnegativity constraints for y_{ij} 's since we have constraints given in (11).

Let us call constraints (9), (10) and (11) as the *bounding constraints* of the formulation. Validity of these bounding constraints is shown in proposition 1 below.

Proposition 1: In the case of collection, the constraints given in (9), (10) and (11) are valid for CumVRP.

Proof: As it is explained before, we need initialization value of y_{ij} 's for each tour that constraints (9) do it, otherwise y_{ij} 's may not be actual flow on the arcs. Constraints (11) is valid since going from i to j the flow must be at least the initial value plus the weight of the node i (unless node i is the depot, in which case $q_0 = 0$). Similarly, since the vehicle is destined for node j , it will also collect the weight at node j (unless j is the depot). In that case, the flow on the arc upon arriving at node j should be enough to take the weight of node j , i.e., $y_{ij} + q_j x_{ij} \leq Mx_{ij}$, which produce constraints (10). \square

Similar constraints for classical CVRP may be seen in (Gouveia (1995), Baldacci et al.(2004), Letchford & Salazar-Gonzalez (2006), Yaman (2006)).

Due to Observation 1, the delivery problem for the symmetric case need not be discussed. For the asymmetric case, the delivery problem will be modeled by replacing constraints (8), (9), (10) and (11) with the following given below.

$$\sum_{\substack{j=0 \\ j \neq i}}^n y_{ji} - \sum_{\substack{j=0 \\ j \neq i}}^n y_{ij} = q_i \quad \text{for } i=1,2,\dots,n \quad (13)$$

$$y_{i0} = Q_0 x_{i0} \quad \text{for } i=1,2,\dots,n \quad (14)$$

$$y_{ij} \leq (M - q_i) x_{ij} \quad \forall (i, j) \in A \quad (15)$$

$$y_{ij} \geq (Q_0 + q_j) x_{ij} \quad \forall (i, j) \in A \quad (16)$$

Thus the model for the delivery case is:

$$\begin{aligned} F_2: \quad & \text{Min} \sum_{i=0}^n \sum_{j=0}^n d_{ij} y_{ij} \\ \text{s.t.} \quad & (4)-(7), (12) - (16). \end{aligned}$$

where $q_0=0$.

Both of the proposed models have n^2+n binary and n^2+n continuous variables, and $2n^2+6n+2$ constraints, i.e., proposed formulations contain $O(n^2)$ binary variables and $O(n^2)$ constraints.

3. Applications of the CumVRP

In this section, we show that the special case of the CumVRP turns out some routing problems, namely, Minimum Latency Problem, m-Traveling Repairman Problem, Energy Minimizing Vehicle Routing Problem and School-bus Routing Problem.

3.1 Relevance to minimum latency and related problems

The *Time-Dependent Traveling Salesman Problem* (TDTSP) is a generalization of the standard Traveling Salesman Problem in which the cost of traveling from one node to another depends not only on the two locations, but also on their positions in the tour (Picard &

Queyranne (1978), Lucena (1990), Gouviea & VoB (1995)). When the objective of the TDTSP is to minimize the sum of distances traveled from the depot to all nodes, the problem is known as the *Traveling Salesman Problem with Cumulative Cost* or the *Cumulative Traveling Salesman Problem* (CTSP), as defined by Bianco et al. (1993). The CTSP is exemplified by pizza delivery since the time it takes the pizza to reach the customer is determined by the total travel time from the depot.

Latency of a node is defined as the total distance traveled up to that node. The *Minimum Latency Problem* is to find a tour starting at a depot and visiting all nodes in such a way that the total latency is minimized (Archer et al. (2003), Blum et al. (1994)). This problem is also known as the *Delivery Man Problem* (Fischetti et al. (1993)) or the *Traveling Repairman Problem* (Jothi & Raghavachari (2007)).

We conclude therefore that, the Cumulative Traveling Salesman Problem, the Minimum Latency Problem and the Traveling Repairman Problem are all same with respect to the structure of their objective functions.

The *Multiple Traveling Repairman Problem* (mTRP) is a generalization of the Minimum Latency Problem (hence repairman) and finds m tours, each starting at the depot and covering all the nodes while minimizing total latency (Jothi & Raghavachari 2007).

We now investigate the relations between the CumVRP and the mTRP.

Lemma 1: mTRP is a special case of the delivery formulation of CumVRP, where $Q_0=1$ and $q_i=1$ for all $i=1, 2, \dots, n$ and $M = n-m+2$.

Proof: Consider delivery formulation of CumVRP. Define y_{ij} as the number of remaining arcs on the tour from the node i to the origin if traveler goes from i to j , zero otherwise. Let $n_0=1$, and $q_i=1$ for all $i=1, 2, \dots, n$. For each tour, the corresponding y_{ij} 's shows a descending ordered integer sequences ending with 1. For such a case, consider a route composed of k intermediate nodes as $n_0-n_1-n_2-\dots-n_k-n_0$, where n_0 is the depot. Let d_{ij} denote the distance from n_i to n_j of this route and y_{ij} are the corresponding flow variables. Since there are $(k+1)$ nodes in this tour, in order to end with value 1, the starting value of y_{ij} must be $(k+1)$. So the part of the objective function of the CumVRP model corresponding to the this route is,

$$(k+1)d_{01}+kd_{12}+(k-1)d_{23}+\dots+d_{k0}, \quad (17)$$

which can be rewritten as,

$$d_{01} + (d_{01} + d_{12}) + (d_{01} + d_{12} + d_{23}) + \dots + (d_{01} + d_{12} + d_{23} + \dots + d_{k0}). \quad (18)$$

As can be seen, expression (18) is the sum of the latencies of the nodes on this tour. Thus, the CumVRP formulation for this delivery problem involves finding m tours, each starting at the depot, such that the total latency up to each node is minimized; this is nothing but the mTRP problem. Hence, mTRP is a special case of the delivery formulation of the CumVRP. \square

For this special case, $m-1$ traveler (repairman) may visit only one node and turn back to the depot. So maximal intermediate nodes on a tour will be $n-(m-1) = n-m+1$, which implies that, the value of the M in the formulation, i.e., the maximal number of arc on a tour, must be taken as $n-m+1$. Using Lemma 1, letting $q_i=1$ for all i , $Q_0=1$ and $M=n-m+1$ in formulation F2, we produce a formulation for mTRP and so we propose an integer programming formulation for mTRP with $O(n^2)$ binary variables and $O(n^2)$ constraints as follows:

$$F_3: \text{Min} \sum_{i=0}^n \sum_{j=0}^n d_{ij} y_{ij} \quad (3)$$

s.t. (4)-(7), (12) and

$$\sum_{\substack{j=0 \\ j \neq i}}^n y_{ji} - \sum_{\substack{j=0 \\ j \neq i}}^n y_{ij} = 1 \text{ for } i=1,2,\dots,n \quad (19)$$

$$y_{i0} = x_{i0} \text{ for } i=1,2,\dots,n \quad (20)$$

$$y_{ij} \leq (n-m)x_{ij} \quad i \neq 0, \forall (i,j) \in A \quad (21)$$

$$y_{ij} \geq 2x_{ij} \quad j \neq 0, \forall (i,j) \in A \quad (22)$$

In this formulation, constraints (19)-(22) play same role as the corresponding constraints do in F2. In the formulation F3, if we take $m=1$, i.e., one traveler, we get an integer linear programming formulation for Minimum Latency (Traveling Repairman and Cumulative Traveling Salesman) Problem. Consequently, CumVRP produces a unified formulation for these special routing problems also.

It has been shown in the literature that the CTSP and related problems including the mTRP are NP-hard (Tsitsiklis (1992), Archer et al (2003)). Due to the Lemma 1, we conclude that CumCVRP is NP-hard.

For some cases of the mTRP (e.g. delivering pizza), the distance (or traveling time) of the last arc on the tour may not be considered in the objective function.

3.2 Energy minimizing vehicle routing problem [Kara et al., (2007)]

For vehicle routing problems where vehicles carry goods from an origin (center, factory and/or warehouse) to the customer, or from the customer to the origin, the traveling cost between two nodes can be written as,

$$\text{Cost} = f(\text{load}, \text{distance traveled}, \text{others})$$

where $f(\cdot)$ is any function. We derive a cost function that mainly focuses on the total energy consumption of the vehicles. Recall from mechanics that,

$$\text{Work} = \text{force} * \text{distance}$$

In the VRP, the movement of the vehicles can be considered as an impending motion where the force causing the movement is equal to the friction force (see for example Walker (2000)). Remember also that,

$$\text{Friction force} = \text{Coefficient of friction} * \text{weight}.$$

Thus, we have

$$\text{Work} = \text{Friction force} * \text{distance}.$$

$$\text{Work} = \text{Coefficient of friction} * \text{weight} * \text{distance}$$

The coefficient of friction can be considered as constant on roads of the same type. Then, the work done by a vehicle over a link (i, j) will be:

Work = weight of the vehicle (over link (i, j)) * distance (of link (i, j)).

Since work is energy, minimizing the total work done is equivalent to minimizing the total energy used (at least in terms of fuel consumption). Obviously, the weight of the vehicle equals the weight of the empty vehicle (tare) plus the load of the vehicle. Thus, if one wants to minimize the work done by each vehicle, or to minimize the energy used, one needs to use the cost as,

Cost of (i, j) = [Load of the vehicle over (i, j) + Tare] * distance of (i, j) ,

(23)

There seems to be no such definition and objective cost function in the vehicle routing literature. However, there are references on the Internet (such as the Goodyear website) indicating that fuel consumption changes with vehicle load. The figure-1 below depicts the miles per gallon as a function of the total load.

Clearly, miles per gallon decrease with increased vehicle weight. Thus for a VRP in which goods are carried and fuel prices are relatively more important than the drivers' wages, considering the load of the vehicle as well as the distances will produce a more realistic cost of traveling from one customer to another. This analysis shows that for such VRP's we may define a more realistic cost of traveling from one customer to another by considering the load of the vehicle as well as the distances. We refer the VRP in which cost is defined as in expression (23) as the *Energy Minimizing Vehicle Routing Problem*, this being a special case of the CumVRP as shown below.

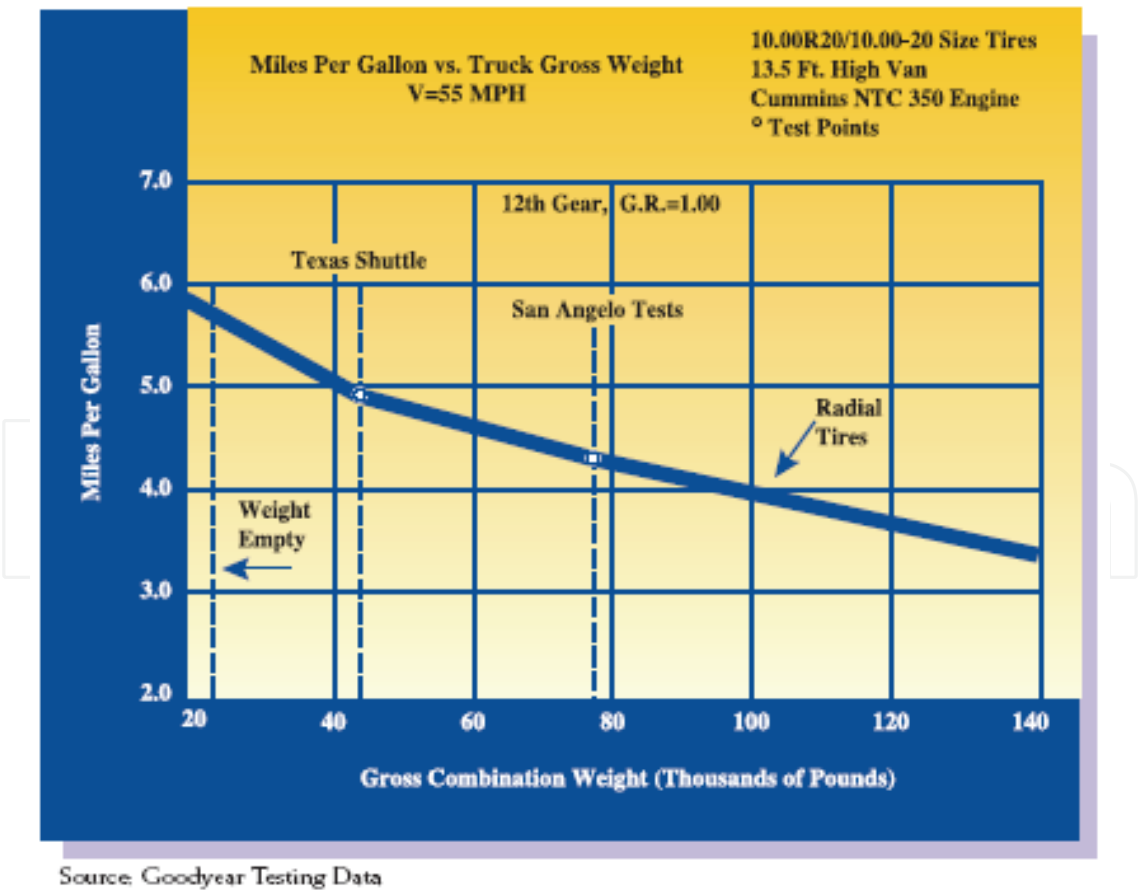


Figure 1. Miles per Gallon versus vehicle weight (<http://www.goodyear.com/truck/pdf/commercialtiresystems/FuelEcon.pdf>).

In CumVRP, let us define y_{ij} as the total weight of the truck while traversing the arc (i, j) ; q_i 's are supply (collection) or demand (delivery) of i th customer; Q_0 is the tare of the truck, Q is the capacity of each truck and $M = Q_0 + Q$. With these definitions, substituting $Q_0 + Q$ instead of M in F1 and F2, we get integer programming formulations of the collection and delivery cases of the Energy Minimizing Vehicle Routing Problem, respectively.

3.3 School-bus routing problem

School-bus routing is a primary application of the VRP; the question is how to transport students to and from school in an optimal way (Bodin (1990); Corberan et al. (2002)). The children are assigned to bus stops and a sequence of individual stops will form a bus route. In the morning, the buses pick up the students from bus stops and take them to the school; the procedure is reversed in the afternoon (Bodin (1990); Swersey & Ballard (1984)). Each school bus routing problem has different objectives and/or constraints. Bus capacity, the maximum number of stops per bus, the maximum length (or duration) of each tour and student riding time are the most frequently encountered additional requirements. There are different objectives, such as: minimizing transportation cost, minimizing transportation time, minimizing the time that a student spends on the bus, minimizing the number of buses required, minimizing fleet travel time, and balancing bus loads and route lengths (Corberan et al. (2002); Li & Fu (2002)).

For a school-bus routing problem, suppose the decision maker wants to evaluate alternative routes with respect to average distance traveled (or average time spent) per student. We could find no such objective in the literature. Let us define this problem as the *Average-Distance Minimizing School-Bus Routing Problem*. The CumVRP formulation can be used to solve such a school-bus routing problem.

Because of the asymmetric nature of road traffic at different times of a day, the collection and delivery cases in school-bus routing problems must be handled separately. Let us define $V = \{0, 1, 2, \dots, n\}$ as a set of nodes (vertices), where $\{0\}$ is the school and the remaining nodes are bus stops. Let the set A , the distances between two nodes d_{ij} and the binary variables x_{ij} be defined as in Section 2.1. Define y_{ij} as the number of students in the bus while it is traveling on the arc (i, j) if the bus passes from bus stop i to bus stop j , zero otherwise. We assume that the buses start their tour in the morning from the parking place and end at the school. In the afternoon, the tours begin from the school and end at the parking place. For simplicity, we assume that the parking place is at the school. In computing the average distance traveled per student, the distance (or time) from the parking place to the first pick-up point in the collection case, and the distance from the last stop to the parking place in the delivery case, must not be considered; therefore Q_0 is equal to zero in both cases.

Consider a school bus problem where Cap denotes the capacity of the bus and q_i denotes the number of students boarding or disembarking at stop i . Then any average-distance minimizing school-bus routing problem is equivalent to CumVRP where $Q_0 = 0$ and $M = Cap$. So then with these parameters, F1 will be a formulation for morning tours (collection) and F2 will be a formulation for afternoon tours (delivery).

If there are other restrictions besides bus capacity, these constraints can easily be incorporated into the model. If the objective is defined as minimizing the average time spent per student, it is only necessary to measure the time needed to travel between the nodes of the arc set A and take the d_{ij} 's as the time parameters.

4. Illustrative examples and computational analysis

In this section, we conduct some numerical examples of CumVRP formulation focusing on the collection case of the Energy Minimizing VRP.

We solve the instances via CPLEX 8.1. on an Intel Pentium III 1400 MHz computer. We want to test the effect of the new objective function on the optimal routes (i.e. distance-based routes versus energy-based routes).

The Energy Minimizing model of CumVRP is tested for realistic instances by using the data from the Turkish highway map. In this demonstration, customers correspond to the cities and we assume that there is a main collection center at Ankara, the capital of Turkey. A truck starting at this center collects the goods from each city towards Ankara. In Turkey there are 81 cities. We used the most industrialized 31 cities in our analysis. We also generated a smaller set with 24 cities to test the performance of the model with respect to increase in the number of nodes. We did not include Istanbul in our computational analysis since the volume generated there is large enough for a dedicated trip to Istanbul.

Our model has 5 types of parameters: travel distances between each city pair, the demand of each city, the number of trucks (vehicle), tare and capacity of a truck. For the travel distances, we used the data proposed by Tan & Kara (2007)) which is available at (www.bilkent.edu.tr/~bkara/hubloc.htm). For the demand of each city we assumed that each individual generates 10^{-5} kg of reusable materials and so scaled the population of each city with that tare. Truck capacity is taken as 100 units whereas tare has been taken as 15% of the capacity.

We varied the number of trucks by starting from the minimum possible number, which is 3 for both cases, up to the largest meaningful number, which is 8 for 31 cities and 6 for 24 cities. As can be seen in Table 1, increasing the number of trucks to values more than those numbers, results in the cost increasing since the model forces to use that many trucks by assigning dedicated trips to certain cities and so the cost increases even though we increase the number of trucks.

In Table 1, we present the objective function values, and the CPU hours provided by CPLEX. We terminate when the CPU time reaches 24 hours.

# of cities	# of trucks	Energy consumption (kg-km)	CPU time
31	4	383835	24 hr (optimality gap %11)
	5	345462	24 hr (optimality gap %1.69)
	6	332188	4 hr
	7	321156	317.65 sec
	8	317522	27.54 sec
	9	320031	29.29 sec
24	4	311947	22.4 min
	5	284125	31.53 sec
	6	279521	10.32 sec
	7	281313	12.27 sec

Table 1. The CPU times and energy consumption values

For 31 cities, the CPU time increases as the number of trucks decreases. For 4 and 5 trucks, we terminated after 24 hours and reported the optimality gap. However, when the number of trucks is 7 or more, the optimum solutions are obtained within seconds. When we decrease the number of cities to 24, the CPU time decreases drastically. Even the 4 truck case is solved within minutes.

Next, we wanted to observe the effect of the objective function on the optimal routes. For each (# of city, #of truck) combination, we generated two instances: one with the energy minimizing objective, and the other with the distance minimizing objective (the one customarily used in the literature). For each instance, we report the energy used and the distance of the corresponding solution in Table 2. We also calculate the percent deviation of each value from the best possible (e.g. [Energy consumption of the distance minimizing routes] / [Energy consumption of the energy minimizing routes])

# of city	# of truck	Minimizing Energy			Minimizing Distance		
		Energy consumption (kg*km)	Distance traveled (km)	Percent from the best distance value	Energy consumption (kg*km)	Distance traveled (km)	Percent from the best energy value
31	4	383835	9056	1,13	450907	8012	1,17
	5	345462	9517	1,15	424602	8304	1,23
	6	332188	10511	1,22	434119	8649	1,30
	7	321156	11379	1,25	421770	9115	1,31
	8	317522	11914	1,23	437255	9683	1,38
24	4	311947	8423	1,16	401120	7284	1,29
	5	284136	8857	1,15	374798	7677	1,32
	6	279521	9656	1,17	343374	8269	1,23

Table 2. The results under both scenarios

As can be seen in Table 2, the energy consumption of the routes which minimizes the total distance traveled can be up to 38% (31 cities, 8 trucks case) over the best possible energy consumption. Meanwhile, minimizing the energy consumption can increase the total distance traveled as much as %25.

Also observe from Table 2 that, when the objective is total distance traveled, the smallest possible and largest meaningful numbers of trucks are equal (4 for both 24 and 31 cities). When we increase the number of trucks to 5 or more, the total distance traveled increases as the solution includes dedicated trips to certain cities (the ones closer to main depot Ankara). However, when the objective also includes the weights of the trucks, the cost could be decreased by the addition of the new trucks. The figures 2 and 3 demonstrate the solutions for 31 cities and 5 trucks.

Observe from the figures 2 and 3 that the routes of the two cases are very different from each other. The eastern cities generate smaller volume and so 10 of them can be served by one truck (Figure 3). However, when we include the weights in the objective, the two routes are split into three routes.

Even though we proposed a model with $O(n^2)$ binary variables and $O(n^2)$ constraints for the CumVRP, the CPU times of CPLEX over moderate sized problems were not promising. It is

therefore necessary to develop efficient solution procedures for each special cases of the CumVRP, like heuristics proposed for CVRP (Gendreau, et al.,(1994); Toth & Vigo(2003)). However, these modifications are beyond the scope of this paper.

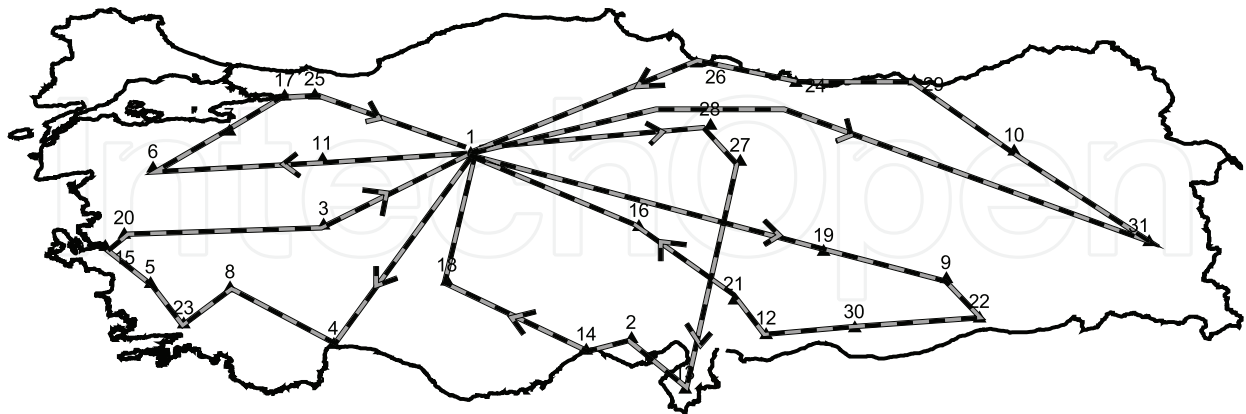


Figure 2. The energy minimizing routes with 5 trucks

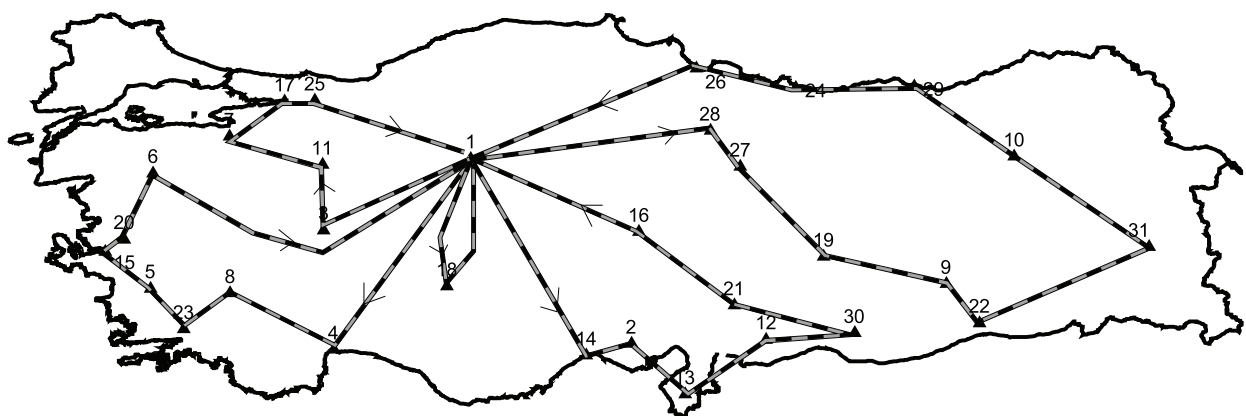


Figure 3. The distance minimizing routes for 5 trucks

5. Conclusion

This paper proposes a new objective function and corresponding formulations for the vehicle routing problem. The new cost function defined as the product of the distance of the arc and the flow on that arc. We call a vehicle routing problem with this new objective function as the Cumulative Vehicle Routing Problem (CumVRP). Integer programming formulations with $O(n^2)$ binary variables and $O(n^2)$ constraints are developed for both collection and delivery cases. We show that the CumVRP is a generalization of the m-Traveling Repairman and related problems in the literature; as an additional finding, we propose an integer programming formulation with $O(n^2)$ constraints and decision variables for the m-Traveling Repairman Problem. We discuss two additional applications of the CumVRP: the Energy-Minimizing VRP and the Average Distance-Minimizing School-Bus Routing Problem.

The collection case of the proposed models for Energy Minimizing case of the CumVRP are tested and demonstrated by using CPLEX 8.1 on some problems from Turkey's 31 and 24

city distance data. We conclude that, increasing the number of vehicles up to a threshold value causes a decrease in the total energy used. We also observed that, CPU time increases as the number of the vehicles decreases. As expected, the number of the customer, i.e., the number of the nodes of the related network, effects CPU times directly. Distance minimizing and energy minimizing solutions of the same problem indicate that, energy minimizing routes travel over longer distances than distance minimizing solutions and optimal routes of the distance minimizing case consume more energy than the other.

Developing good heuristics for each special case of CumVRP and to conduct a computational analysis for comparing integer programming formulations of m-TRP problems are possible future research extensions.


6. Acknowledgment

The authors would like to express their sincere thanks to Gilbert Laporte for his valuable comments and suggestions on an earlier version of this manuscript.

7. References

- N.R. Achutan, L. Caccetta, and S.P. Hill. (1996). A new subtour elimination constraint for the vehicle routing problem, *European Journal of Operational Research* 91 573-586.
- A. Archer, A. Levin and D. P. Williamson.(2003). Faster approximation algorithms for the minimum latency problem, in *Proceedings of 14th Symposium of Discrete Algorithms(SODA)*, 88-96
- R. Baldacci, E. Hadjiconstantinou and A. Mingozzi. (2004) .An exact algorithm for the capacitated vehicle routing problem based on a two-commodity network flow formulation, *Operations Research* 52 723-738.
- L. Bianco, A. Mingozzi and S. Ricciardelli. (1993). The traveling salesman problem with cumulative costs, *Networks*, 23, 81-91.
- A. Blum, P. Chalasani, D. Coppersmith, B. Pulleyblank, P. Raghavan and M. Sudan. (1994). The minimum latency problem in *STOC*, 163-171.
- L.D. Bodin. (1990). Twenty years of routing and scheduling, *Operations Research* 38(4), 571-579.
- A. Corberan, E. Fernandez, M. Laguna and R. Marti. (2002). Heuristic solutions to the problem of routing school buses with multiple objectives, *Journal of the Operational Research Society* 53, 427-435.
- G.B. Dantzig and J.H. Ramser. (1959). The truck dispatching problem, *Management Science*, 6, 80-91.
- M. Desrochers, J. K. Lenstra and M. W. P. Savelsbergh. (1990). A classification scheme for vehicle routing and scheduling problems, *European Journal of Operational Research*, 46, 322-332.
- M. Fischetti, G. Laporte and S. Martello. (1993). The delivery man problem and cumulative matroids, *Operations Research*, 41(6), 1055-1064.,
- M. Gendreau, A. Hertz, and G. Laporte. (1994). A tabu search heuristic for the vehicle routing problem, *Management Science*, 40, 1276-1290.
- L.Gouveia. (1995). A result on projection for the vehicle routing problem, *European Journal of Operational Research*, 856, 10-624.
- L.Gouveia and S. VoB. (1995). A classification of formulations for the (time-dependent) traveling salesman problem, *European Journal of Operational Research*, 83, 69-82.

- R. Jothi and B.Raghavachari. (2007). Approximating the k-traveling repairman problem with repair times, *Journal of Discrete Algorithms*, 5, 293-303.
- İ. Kara, G. Laporte and T. Bektaş. (2004). A note on the lifted Miller-Tucker-Zemlin subtour elimination constraints for the capacitated vehicle routing problem, *European Journal of Operational Research*, 158, 793-795.
- I. Kara, B.Y.Kara, and K.Yetis, (2007). Energy minimizing vehicle routing problem. In A.Dress, Y.Xu, and B. Zhu (Eds), *Combinatorial Optimization and Applications*, LNCS Vol. 4616, pp. 62-71.
- G. Laporte. (1992). The vehicle routing problem: An overview of exact and approximate algorithms, *European Journal of Operational Research*, 59 345-358.
- G. Laporte and I.H. Osman. (1995) Routing problems: A bibliography, *Annals of Operations Research*, 61, 227-262.
- A. N. Letchford and J-J Salazar-Gonzalez. (2006). Projection results for vehicle routing, *Mathematical Programming*, Ser. B 105, 251-274.
- L. Li and Z. Fu. The school bus routing problem: a case study, *Journal of the Operational Research Society* 53(2002) 552-558.
- A. Lucena. (1990). Time-dependent traveling salesman problem-The deliveryman case, *Networks*, 20, 753-763.
- J.C. Picard and M. Queyranne. (1978). The time-dependent traveling salesman problem and its application to the tardiness problem in one-machine scheduling, *Operations Research*, 26(1), 86-110.
- T.K. Ralphs, L. Kopman, W.R. Pulleyblank and L. E. Trotter. (2003). On the capacitated vehicle routing problem, *Mathematical Programming Series B*, 94 343-359.
- A.J. Swersey and W. Ballard. (1984). Scheduling school buses, *Management Science*, 30(7), 844-853.
- P. Tan and B.Y. Kara (2007). "A Hub Covering Model for Cargo Delivery Systems", *Networks*, 49(1), 28-39.
- P. Toth and D. Vigo. (2002a). An overview of vehicle routing problems. In: P. Toth and D. Vigo, (editors). *The Vehicle Routing Problem. SIAM Monographs on Discrete Mathematics and Applications*. SIAM, 1-26.
- P. Toth and D. Vigo. (2002b) Models, relaxations and exact approaches for the capacitated vehicle routing problem, *Discrete Applied Mathematics* 123, 487-512.
- P. Toth and D. Vigo. (2003). The Granular Tabu Search and its application to the vehicle routing problem, *INFORMS Journal on Computing*, 15(4), 333-346.
- J.N. Tsitsiklis. (1992) Special cases of traveling salesman and repairman problems with time windows, *Networks*, 22, 263-282.
- K. M. Walker. (2000). *Applied Mechanics for Engineering Technology* (sixth edition), Prentice Hall.
- H. Yaman. (2006). Formulations and valid inequalities for the heterogeneous vehicle routing problem, *Mathematical Programming*, Ser. A ,106 365-390.



Vehicle Routing Problem

Edited by Tonci Caric and Hrvoje Gold

ISBN 978-953-7619-09-1

Hard cover, 142 pages

Publisher InTech

Published online 01, September, 2008

Published in print edition September, 2008

The Vehicle Routing Problem (VRP) dates back to the end of the fifties of the last century when Dantzig and Ramser set the mathematical programming formulation and algorithmic approach to solve the problem of delivering gasoline to service stations. Since then the interest in VRP evolved from a small group of mathematicians to a broad range of researchers and practitioners from different disciplines who are involved in this field today. Nine chapters of this book present recent improvements, innovative ideas and concepts regarding the vehicle routing problem. It will be of interest to students, researchers and practitioners with knowledge of the main methods for the solution of the combinatorial optimization problems.

How to reference

In order to correctly reference this scholarly work, feel free to copy and paste the following:

İmdat Kara, Bahar Yetiş Kara and M. Kadri Yetiş (2008). Cumulative Vehicle Routing Problems, *Vehicle Routing Problem*, Tonci Caric and Hrvoje Gold (Ed.), ISBN: 978-953-7619-09-1, InTech, Available from: http://www.intechopen.com/books/vehicle_routing_problem/cumulative_vehicle_routing_problems

INTECH
open science | open minds

InTech Europe

University Campus STeP Ri
Slavka Krautzeka 83/A
51000 Rijeka, Croatia
Phone: +385 (51) 770 447
Fax: +385 (51) 686 166
www.intechopen.com

InTech China

Unit 405, Office Block, Hotel Equatorial Shanghai
No.65, Yan An Road (West), Shanghai, 200040, China
中国上海市延安西路65号上海国际贵都大饭店办公楼405单元
Phone: +86-21-62489820
Fax: +86-21-62489821

© 2008 The Author(s). Licensee IntechOpen. This chapter is distributed under the terms of the [Creative Commons Attribution-NonCommercial-ShareAlike-3.0 License](https://creativecommons.org/licenses/by-nc-sa/3.0/), which permits use, distribution and reproduction for non-commercial purposes, provided the original is properly cited and derivative works building on this content are distributed under the same license.

IntechOpen

IntechOpen