

# We are IntechOpen, the world's leading publisher of Open Access books Built by scientists, for scientists

6,900

Open access books available

186,000

International authors and editors

200M

Downloads

Our authors are among the

154

Countries delivered to

TOP 1%

most cited scientists

12.2%

Contributors from top 500 universities



WEB OF SCIENCE™

Selection of our books indexed in the Book Citation Index  
in Web of Science™ Core Collection (BKCI)

Interested in publishing with us?  
Contact [book.department@intechopen.com](mailto:book.department@intechopen.com)

Numbers displayed above are based on latest data collected.  
For more information visit [www.intechopen.com](http://www.intechopen.com)



## Stochastic Analysis of a System Containing One Robot and (n-1) Standby Safety Units with an Imperfect Switch

B.S.Dhillon and S.Cheng

### 1. Introduction

Robots are increasingly being used in industry to perform various types of tasks. These tasks include material handling, spot welding, arc welding and routing. The word 'Robot' is derived from the Czechoslovakian language, in which it means 'worker'. In 1959, the first commercial robot was manufactured by the Planet Corporation and today there around on million robots in use worldwide [1-4].

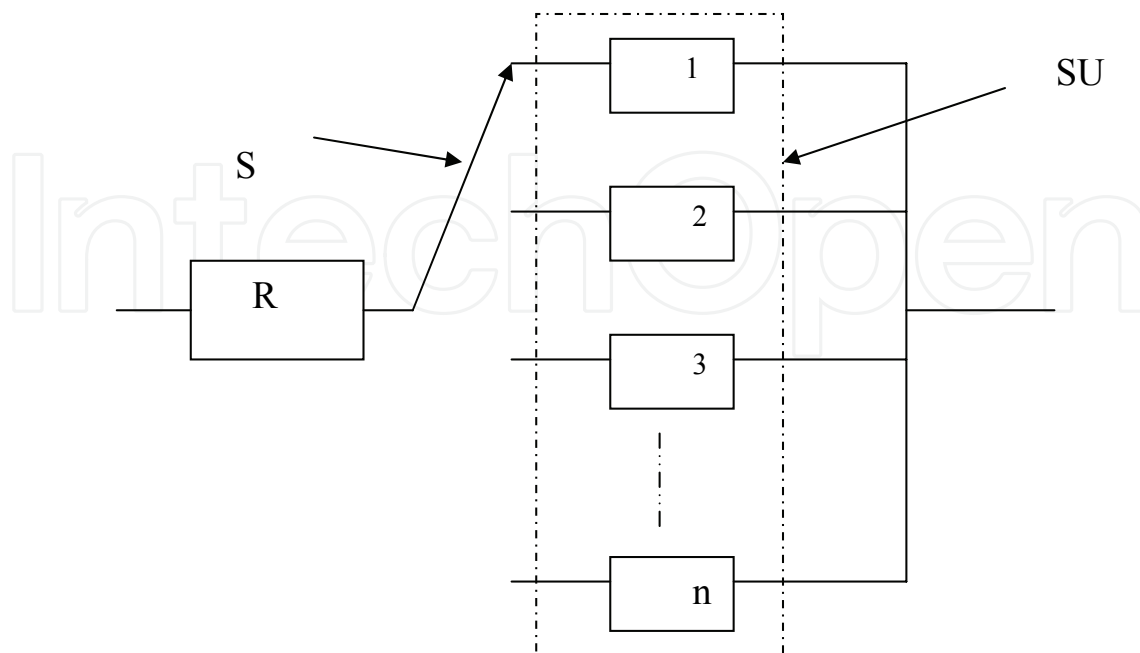
Although robots are used to replace humans performing various types of complex and hazardous tasks, unfortunately over the years a number of accidents involving robots have occurred. In fact, many people have been killed or injured [5-7]. In using robots, particularly in the industrial sector, often safety units are included with robots. A robot has to be safe and reliable. An unreliable robot may become the cause of unsafe conditions, high maintenance costs, inconvenient, etc.

As robots contain parts such as electrical, electronic, mechanical, pneumatic and hydraulic their reliability problem become a challenging task because of many different sources of failures. Thus, this paper presents a mathematical model for performing reliability and availability analyses of a system containing one robot and (n-1) standby safety units with a switch in mechanism that can fail. More specifically, the robot system is composed of one robot, n identical safety units and a switch to replace a failed safety unit.

The block diagram of the robot system is shown in Figure1 and its corresponding state space diagram is presented in Figure2. The numerals and letter n in the boxes of Figure2 denote system state.

At time  $t = 0$ , robot, one safety unit and the switch to replace a failed safety unit start operating and n-1 safety units are on standby. The overall robot-safety system can fail the following two ways:

Source: Industrial-Robotics-Theory-Modelling-Control, ISBN 3-86611-285-8, pp. 964, ARS/pIV, Germany, December 2006, Edited by: Sam Cubero



**R** : Robot

**SU** :  $n$  identical safety units ( one operating and  $n-1$  on standby)

**S** : Switch for replacing a failed safety unit and it can also fail.

Figure 1. The block diagram of the robot-safety system

- The robot fails with a normally working safety unit and the switch. In addition zero or more safety units are on standby.
- The robot fails with one or more safety units failed or considered failed and the switch is either working or failed.
- The following assumptions are associated with this model:
- The robot-safety system is composed of one robot,  $n$  identical safety units ( only one operates and the rest remain on standby) and a switch.
- Robot, switch and one safety unit start operating simultaneously.
- The completely failed robot-safety system and its individually failed units ( i.e. robot, switch and safety unit) can be repaired. Failure and repair rates of robot, switch and safety units are constant.
- The failure robot-safety system repair rates can be constant or non-constant.
- All failures are statistically independent.
- A repaired safety unit, robot, switch or the total robot-safety system is as good as new.

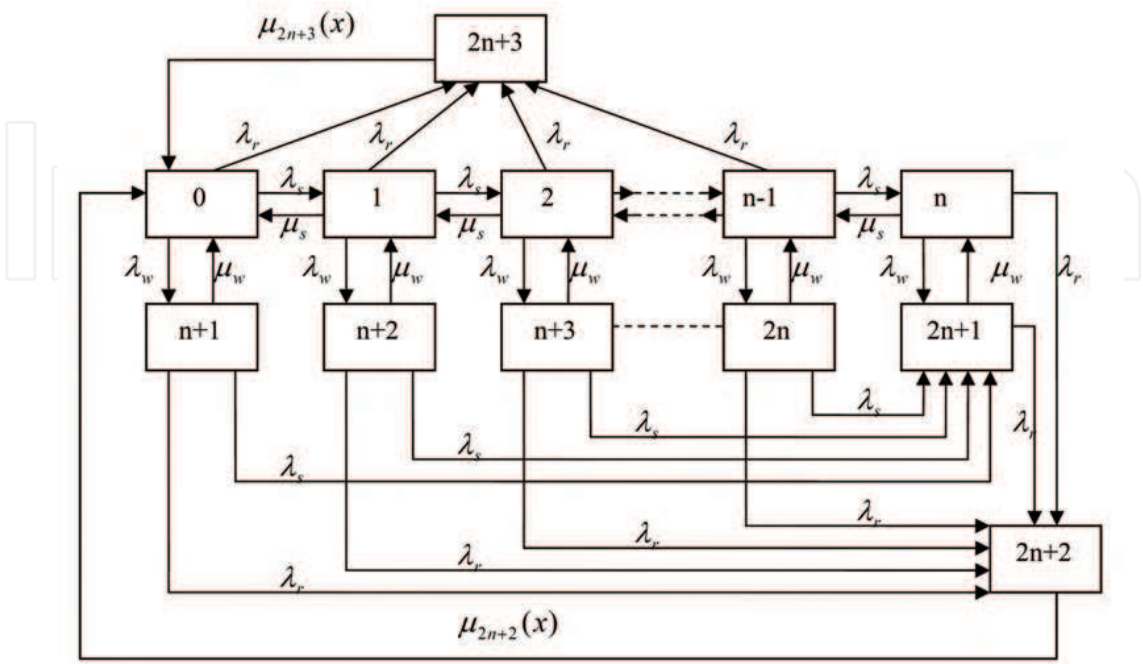


Figure 2. The state space diagram of the robot-safety system

1.1 Notation

The following symbols are associated with the model:

- $i^{th}$  state of the robot-safety system.
  - for  $i = 0$ , means the robot, the switch and one safety unit are working normally;
  - for  $i = 1$ , means the robot, the switch, one safety unit are working normally and one safety unit has failed;
  - for  $i = k$ , means the robot, the switch, one safety unit are working normally and  $k$  safety units have failed; ( i.e.,  $k = 2,3,.....n-1$ );
  - for  $i = n$ , means the robot work, the switch are working normally and all safety units have failed;
  - for  $i = h$ , means the robot, one safety unit still work normally and  $h-n$  safety units and the switch have failed; ( i.e.,  $h = n+1, n+2,..... 2n$ )
  - for  $i = 2n+1$ , means the robot work normally and all the safety units and the switch have failed;

$j$	state of the robot-safety system:
$j^{th}$	for $j = 2n+2$ , means the total robot-safety system has failed ( i.e. the robot , one or more safety units have failed or considered failed and the switch is either working or failed);
$t$	for $j = 2n+3$ , means the robot-safety system has failed ( i.e. the robot has failed while a safety unit and the switch are working normally. In addition, zero or more safety units are on standby);
$\lambda_s$	time.
$\lambda_r$	Constant failure rate of a safety unit.
$\lambda_w$	Constant failure rate of the robot.
$\mu_s$	Constant failure rate of the switch.
$\mu_w$	Constant repair rate of a safety unit.
$\Delta_x$	Constant repair rate of the switch.
$\mu_j(x)$	Finite repair time interval.
$P_j(x.t)\Delta_x$	Time dependent repair rate when the failed robot-safety system is in state $j$ ; and has an elapsed repair time of $x$ ; for $j = 2n+2, 2n+3$ .
pdf	The probability that at time $t$ , the failed robot-safety system is in state $j$ and the elapsed repair time lies in the interval $[x, x+\Delta x]$ ; for $j = 2n+2, 2n+3$ .
$w^j(x)$	Probability density function.
$P^j(t)$	Pdf of repair time when the failed robot-safety system is in state $j$ and has an elapsed time of $x$ ; for $j = 2n+2, 2n+3$ .
$P^i(t)$	Probability that the robot safety system is in state $j$ at time $t$ ; for $j = 2n+2, 2n+3$ .
$P^i$	Probability that the robot-safety system is in state $i$ at time $t$ ; for $i = 0,1,2,...2n+1$ .
$P^j$	Steady state probability that the robot-safety system is in state $i$ ; for $i=0,1,..2n+1$ .
$s$	Steady state probability that robot-safety system is in state $j$ ; for $j = 2n+2, 2n+3$ .
$P^i(s)$	Laplace transform variable.
$P^j(s)$	Laplace transform of the probability that the robot-safety system is in state $i$ ; for $i = 0,1,2,...2n+1$ .
	Laplace transform of the probability that the robot-safety system is in state $j$ ; for $j = 2n+2, 2n+3$ .

AVrs(s)	Laplace transform of the robot-safety system availability with one normally working safety unit, the switch and the robot.
AVr(s)	Laplace transform of the robot-safety system availability with or without a normally safety unit.
AVrs (t)	Robot-safety system time dependent availability with one normally working safety unit, the switch and the robot.
AVr(t)	Robot-safety system time dependent availability with or without a normally working safety unit.
SSAVrs	Robot-safety system steady state availability with one normally working safety unit, the switch and the robot.
SSAVr	Robot-safety system steady state availability with or without a normally working safety unit.
Rrs(s)	Laplace transform of the robot-safety system reliability with one normally working safety unit, the switch and the robot.
Rr(s)	Laplace transform of the robot safety system reliability with or without a normally working safety unit.
MTTFRs	Robot-safety system mean time to failure when the robot working normally with one normally working safety unit.
MTTFR	Robot-safety system mean time to failure with or without a normally working safety unit.

## 2. Generalized robot-safety system analysis

Using the supplementary method [8,9], the equations of the system associated with Fig.2 can be expressed as follows:

$$\frac{dP_0(t)}{dt} + a_0 P_0(t) = \mu_s P_1(t) + \mu_w P_{n+1}(t) + \sum_{j=2n+2}^{2n+3} P_j(x,t) \mu_j(x) dx \quad (1)$$

$$\frac{dP_i(t)}{dt} + a_i P_i(t) = \lambda_s P_{i-1}(t) + \mu_s P_{i+1}(t) + \mu_w P_{i+n+1}(t) \quad (2)$$

( for  $i = 1, 2, \dots, n-1$  )

$$\frac{dP_n(t)}{dt} + a_n P_n(t) = \lambda_s P_{n-1}(t) + \mu_w P_{2n+1}(t) \quad (3)$$

$$\frac{dP_i(t)}{dt} + a_i P_i(t) = \lambda_w P_{i-n-1}(t) \quad ( \text{ for } i = n+1, n+2, \dots, 2n ) \quad (4)$$

$$\frac{dP_{2n+1}(t)}{dt} + a_{2n+1} P_{2n+1}(t) = \lambda_s \sum_{i=n+1}^{2n} P_i(t) + \lambda_w P_n(t) \quad (5)$$

where

$$\begin{aligned} a_0 &= \lambda_s + \lambda_w + \lambda_r \\ a_i &= \lambda_s + \lambda_w + \lambda_r + \mu_s \quad (\text{for } i = 1, 2, \dots, n-1) \\ a_n &= \lambda_w + \lambda_r + \mu_s \\ a_i &= \lambda_s + \lambda_r + \mu_w \quad (\text{for } i = n+1, n+2, \dots, 2n) \\ a_{2n+1} &= \lambda_r + \mu_w \end{aligned}$$

$$\frac{\partial P_j(x, t)}{\partial t} + \frac{\partial P_j(x, t)}{\partial x} + \mu_j(x) P_j(x, t) = 0 \quad (\text{for } j = 2n+2, 2n+3) \quad (6)$$

The associated boundary conditions are as follows:

$$P_{2n+2}(0, t) = \lambda_r \sum_{i=n}^{2n+1} P_i(t) \quad (7)$$

$$P_{2n+3}(0, t) = \lambda_r \sum_{i=0}^{n-1} P_i(t) \quad (8)$$

At time  $t = 0$ ,  $P_0(0) = 1$ , and all other initial state probabilities are equal to zero.

### 3. Generalized Robot-Safety System Laplace Transforms of State Probabilities

By solving Equations (1)-(8) with the Laplace transform method, we get the following

Laplace transforms of state probabilities:

$$P_0(s) = \left[ s \left( 1 + \sum_{i=1}^n Y_i(s) + \frac{\lambda_w}{s + a_{n+1}} + \sum_{i=n+2}^{2n+1} V_i(s) + \sum_{j=2n+2}^{2n+3} a_j(s) \frac{1 - W_j(s)}{s} \right) \right]^{-1} = \frac{1}{G(s)} \quad (9)$$

$$P_i(s) = Y_i(s) P_0(s) \quad (\text{for } i = 1, 2, \dots, n) \quad (10)$$

$$P_i(s) = V_i(s) P_0(s) \quad (\text{for } i = n+2, n+2, \dots, 2n+1) \quad (11)$$

$$P_{n+1}(s) = \frac{\lambda_w}{s + a_{n+1}} P_0(s) \quad (12)$$

$$P_j(s) = a_j(s) \frac{1 - W_j(s)}{s} P_0(s) \quad (\text{for } j = 2n+2, 2n+3) \quad (13)$$

where

$$L_i(s) = (s + a_i) - \frac{\lambda_w \mu_w}{s + a_{i+n+1}} \quad (\text{for } i = 1, 2, \dots, n)$$

$$D_1(s) = L_1(s)$$

$$D_i(s) = L_i(s) - \frac{\lambda_s \mu_s}{D_{i-1}(s)} \quad (\text{for } i = 2, \dots, n)$$

$$A_i(s) = \frac{\lambda_s^i}{\prod_{h=1}^i D_h(s)} \quad (\text{for } i = 1, 2, \dots, n-1)$$

$$B_i(s) = \frac{\mu_s}{D_i(s)} \quad (\text{for } i = 1, 2, \dots, n-1)$$

$$Y_i(s) = \sum_{h=i}^{n-1} A_h(s) \prod_{k=i}^{h-1} B_k(s) + \prod_{h=i}^{n-1} B_h(s) Y_n(s)$$

(for  $i = 1, 2, \dots, n-1$ )

$$V_i(s) = \frac{\lambda_w}{s + a_i} Y_{i-n-1}(s) \quad (\text{for } i = n+2, \dots, 2n)$$

$$V_{2n+1}(s) = \frac{\lambda_s \lambda_w}{(s + a_{n+1})(s + a_{2n+1})} + \frac{\lambda_s}{s + a_{2n+1}} \sum_{i=1}^{n-1} \frac{\lambda_w}{s + a_{i+n+1}} Y_i(s) + \frac{\lambda_w}{s + a_{2n+1}} Y_n(s)$$

$$Y_n(s) =$$

$$\frac{\lambda_s A_{n-1}(s) + \frac{\lambda_s \lambda_w \mu_w}{(s + a_{n+1})(s + a_{2n+1})} + \frac{\lambda_s \mu_w}{s + a_{2n+1}} \sum_{i=1}^{n-1} \frac{\lambda_w}{s + a_{i+n+1}} \sum_{h=i}^{n-1} [A_h(s) \prod_{k=i}^{h-1} B_k(s)]}{L_n(s) - \lambda_s B_{n-1}(s) - \frac{\lambda_s \mu_w}{s + a_{2n+1}} \sum_{i=1}^{n-1} \frac{\lambda_w}{s + a_{i+n+1}} \prod_{h=i}^{n-1} B_h(s)}$$

$$a_{2n+2}(s) = \lambda_r [Y_n(s) + \frac{\lambda_w}{s + a_{n+1}} + \sum_{i=n+2}^{2n+1} V_i(s)]$$



$$a_{2n+3}(s) = \lambda_r \left[ 1 + \sum_{i=1}^{n-1} Y_i(s) \right]$$

$$G(s) = s \left( 1 + \sum_{i=1}^n Y_i(s) + \frac{\lambda_w}{s + a_{n+1}} + \sum_{i=n+2}^{2n+1} V_i(s) + \sum_{j=2n+2}^{2n+3} a_j(s) \frac{1 - W_j(s)}{s} \right) \quad (14)$$

$$W_j(s) = \int_0^\infty e^{-sx} w_j(x) dx \quad \text{for } j = 2n+2, 2n+3 \quad (15)$$

$$w_j(x) = \exp\left[-\int_0^x \mu_j(\delta) d\delta\right] \mu_j(x)$$

where

$w_j(x)$  is the failed robot safety system repair time probability density function  
The Laplace transform of the robot-safety system availability with one normally working safety unit, the switch and the robot is given by:

$$AV_{rs}(s) = \sum_{i=0}^{n-1} P_i(s) + \sum_{i=n+1}^{2n} P_i(s) = \frac{1 + \sum_{i=1}^{n-1} Y_i(s) + \frac{\lambda_w}{s + a_{n+1}} + \sum_{i=n+2}^{2n} V_i(s)}{G(s)} \quad (16)$$

The Laplace transform of the robot-safety system availability with or without a normally working safety unit:

$$AV_r(s) = \sum_{i=0}^{2n+1} P_i(s) = \frac{1 + \frac{\lambda_w}{s + a_{n+1}} + \sum_{i=1}^n Y_i(s) + \sum_{i=n+2}^{2n+1} V_i(s)}{G(s)} \quad (17)$$

Taking the inverse Laplace transforms of the above equations, we can obtain the time dependent state probabilities,  $P_i(t)$  and  $P_j(t)$ , and robot-safety system availabilities,

$AV_{rs}(t)$  and  $AV_r(t)$ .

### 3.1 Robot Safety System Time Dependent Analysis For A Special Case

For two safety units (i.e., one working, other one on standby)  
Substituting  $n=2$  into Equations (9)-(16), we get

$$P_0(s) = \frac{1}{s[1 + \sum_{i=1}^2 Y_i(s) + \frac{\lambda_w}{s+a_3} + \sum_{i=4}^5 V_i(s) + \sum_{j=6}^7 a_j(s) \frac{1-W_j(s)}{s}]} = \frac{1}{G(s)} \quad (18)$$

$$P_i(s) = Y_i(s) P_0(s) \quad (\text{for } i = 1, 2) \quad (19)$$

$$P_3(s) = \frac{\lambda_w}{s+a_3} P_0(s) \quad (20)$$

$$P_i(s) = V_i(s) P_0(s) \quad (\text{for } i = 4, 5) \quad (21)$$

$$P_j(s) = a_j(s) \frac{1-W_j(s)}{s} P_0(s) \quad (22)$$

where

$$Y_2(s) = \frac{\lambda_s \frac{\lambda_s}{L_1(s)} + \frac{\lambda_s \lambda_w \mu_w}{(s+a_3)(s+a_5)} + \frac{\lambda_s \lambda_w \mu_w}{(s+a_4)(s+a_5)} \frac{\mu_s}{L_1(s)}}{L_2(s) - \lambda_s \frac{\mu_s}{L_1(s)} - \frac{\lambda_s \lambda_w \mu_w}{(s+a_4)(s+a_5)} \frac{\mu_s}{L_1(s)}}$$

$$Y_1(s) = \frac{\lambda_s}{L_1(s)} + \frac{\mu_s}{L_1(s)} Y_2(s)$$

$$V_5(s) = \frac{\lambda_s \lambda_w}{(s+a_3)(s+a_5)} + \frac{\lambda_s}{s+a_5} \frac{\lambda_w}{s+a_4} Y_1(s) + \frac{\lambda_w}{s+a_5} Y_2(s)$$

$$V_4(s) = \frac{\lambda_w}{s+a_4} Y_1(s)$$

$$a_6(s) = \lambda_r \left[ Y_2(s) + \frac{\lambda_w}{s+a_3} + \sum_{i=4}^5 V_i(s) \right]$$

$$a_7(s) = \lambda_r [1 + Y_1(s)]$$

$$L_1(s) = (s+a_1) - \frac{\lambda_w \mu_w}{s+a_4}$$

$$L_2(s) = (s+a_2) - \frac{\lambda_w \mu_w}{s+a_5}$$

$$G(s) = s[1 + \sum_{i=1}^2 Y_i(s) + \frac{\lambda_w}{s + a_3} + \sum_{i=4}^5 V_i(s) + \sum_{j=6}^7 a_j(s) \frac{1 - W_j(s)}{s}] \quad (23)$$

The Laplace transform of the robot-safety system availability with one normally working safety unit, the switch and the robot is given by:

$$AV_{rs}(s) = \sum_{i=0}^1 P_i(s) + \sum_{i=3}^4 P_i(s) = \frac{1 + Y_1(s) + \frac{\lambda_w}{s + a_3} + V_4(s)}{G(s)} \quad (24)$$

The Laplace transform of the robot-safety system availability with or without a normally working safety unit is given by:

$$AV_r(s) = \sum_{i=0}^5 P_i(s) = \frac{1 + \sum_{i=1}^2 Y_i(s) + \frac{\lambda_w}{s + a_3} + \sum_{i=4}^5 V_i(s)}{G(s)} \quad (25)$$

Taking the inverse Laplace transforms of the above equations, we can obtain the time dependent state probabilities,  $P_i(t)$  and  $P_j(t)$ , and robot-safety system availabilities,

$AV_{rs}(t)$  and  $AV_r(t)$ .

Thus, for the failed robot-safety system repair time  $x$  is exponentially distributed repair times, the probability function is expressed by

$$w_j(x) = \mu_j e^{-\mu_j x} \quad (\mu_j > 0, j = 6, 7) \quad (26)$$

where

$x$  is the repair time variable and  $\mu_j$  is the constant repair rate of state  $j$ .

Substituting equation (26) into equation (15), we can get

$$W_j(s) = \frac{\mu_j}{s + \mu_j} \quad (\mu_j > 0, j = 6, 7) \quad (27)$$

By inserting Equation (27) into Equations (9)-(13), setting  $\lambda_s = 0.002$ ,  $\mu_s = 0.00015$ ,  $\lambda_w = 0.001$ ,  $\mu_w = 0.0003$ ,  $\lambda_r = 0.00009$ ,  $\mu_6 = 0.0001$ ,  $\mu_7 = 0.00015$ ; and using Matlab computer program [10], the Figure 3 plots were obtained. These plots show that state probabilities decrease and increase with varying time  $t$ .

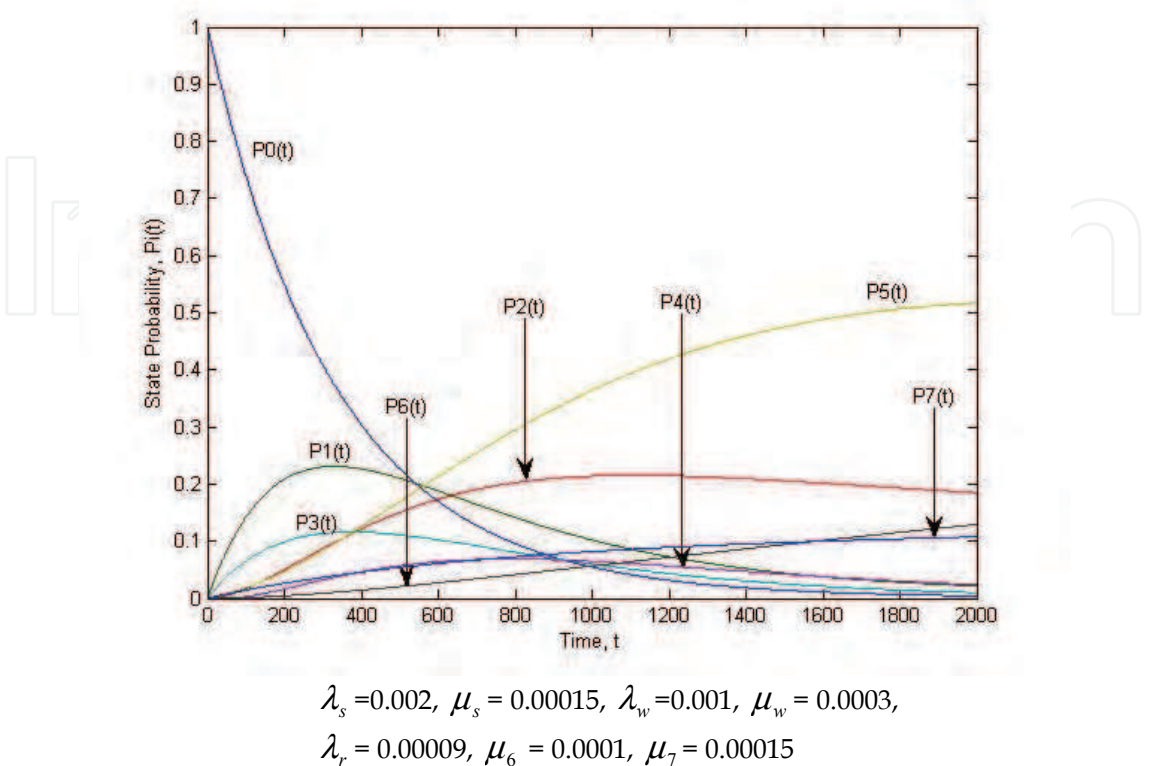


Figure 3. Time-dependent probability plots for a robot safety system with exponential distributed failed system repair time.

4. Generalized Robot Safety System Steady State Analysis

As time approaches infinity, all state probabilities reach the steady state. Thus, from

Equations (1)-(8) get:

$$a_0 P_0 = \mu_s P_1 + \mu_w P_n + \sum_{j=2n+2}^{2n+3} P_j(x) \mu_j(x) dx \tag{28}$$

$$a_i P_i = \lambda_s P_{i-1} + \mu_s P_{i+1} + \mu_w P_{i+n+1} \tag{29}$$

( for  $i = 1, 2, \dots, n-1$  )

$$a_n P_n = \lambda_s P_{n-1} + \mu_w P_{2n+1} \tag{30}$$

$$a_i P_i = \lambda_w P_{i-n-1} \tag{31}$$

( for  $i = n+1, n+2, \dots, 2n-k-1$  )

$$a_{2n+1} P_{2n+1} = \lambda_s \sum_{i=n+1}^{2n} P_i + \lambda_w P_n \quad (32)$$

where

$$\begin{aligned} a_0 &= \lambda_s + \lambda_w + \lambda_r \\ a_i &= \lambda_s + \lambda_w + \lambda_r + \mu_s \quad (\text{for } i = 1, 2, \dots, n-1) \\ a_n &= \lambda_w + \lambda_r + \mu_s \\ a_i &= \lambda_s + \lambda_r + \mu_w \quad (\text{for } i = n+1, n+2, \dots, 2n) \\ a_{2n+1} &= \lambda_r + \mu_w \end{aligned}$$

$$\frac{dP_j(x)}{dx} + \mu_j(x) P_j(x) = 0 \quad (\text{for } j = 2n+2, 2n+3) \quad (33)$$

The associated boundary conditions are as follows:

$$P_{2n+2}(0) = \lambda_r \sum_{i=n}^{2n+1} P_i \quad (34)$$

$$P_{2n+3}(0) = \lambda_r \sum_{i=0}^{n-1} P_i \quad (35)$$

Solving Equations (28) - (33), and together with

$$\sum_{i=0}^{2n+1} P_i + \sum_{j=2n+2}^{2n+3} P_j = 1 \quad (36)$$

We get:

$$P_0 = \left( 1 + \sum_{i=1}^n Y_i + \frac{\lambda_w}{a_{n+1}} + \sum_{i=n+2}^{2n} V_i + \sum_{j=2n+2}^{2n+3} a_j E_j[x] \right)^{-1} = \frac{1}{G} \quad (37)$$

$$P_i = Y_i P_0 \quad (\text{for } i = 1, 2, \dots, n) \quad (38)$$

$$P_i = V_i P_0 \quad (\text{for } i = n+2, \dots, 2n+1) \quad (39)$$

$$P_{n+1} = \frac{\lambda_w}{a_n} P_0 \quad (40)$$

$$P_j = a_j E_j[x] P_0$$

$$(\text{for } j = 2n+2, 2n+3) \quad (41)$$

where

$$L_i = \lim_{s \rightarrow 0} L_i(s) \quad (\text{for } i = 1, 2, \dots, n)$$

$$D_1 = L_1$$

$$D_i = L_i - \frac{\lambda_s \mu_s}{D_{i-1}} \quad (\text{for } i = 2, \dots, n)$$

$$A_i = \frac{\lambda_s^i}{\prod_{h=1}^i D_h} \quad (\text{for } i = 1, 2, \dots, n-1)$$

$$B_i = \frac{\mu_s}{D_i} \quad (\text{for } i = 1, 2, \dots, n-1)$$

$$Y_i = \sum_{h=i}^{n-1} A_h \prod_{k=i}^{h-1} B_k + \prod_{h=i}^{n-1} B_h Y_n$$

$$(\text{for } i = 1, 2, \dots, n-1)$$

$$V_i = \frac{\lambda_w}{a_i} Y_{i-n-1} \quad (\text{for } i = n+2, \dots, 2n)$$

$$V_{2n+1} = \frac{\lambda_s \lambda_w}{a_{n+1} a_{2n+1}} + \frac{\lambda_s}{a_{2n+1}} \sum_{i=1}^{n-1} \frac{\lambda_w}{a_{i+n+1}} Y_i + \frac{\lambda_w}{a_{2n+1}} Y_{n-k}$$

$$Y_n = \frac{\lambda_s A_{n-1} + \frac{\lambda_s \lambda_w \mu_w}{a_n a_{2n+1}} + \frac{\lambda_s \mu_w}{a_{2n+1}} \sum_{i=1}^{n-1} \frac{\lambda_w}{a_{i+n+1}} \sum_{h=i}^{n-1} A_h \prod_{k=i}^{h-1} B_k}{L_n - \lambda_s B_{n-1} - \frac{\lambda_s \mu_w}{a_{2n+1}} \sum_{i=1}^{n-1} \frac{\lambda_w}{a_{i+n+1}} \prod_{h=i}^{n-1} B_h}$$

$$a_{2n+2} = \lambda_r \left( Y_n + \sum_{i=n+2}^{2n+1} V_i + \frac{\lambda_w}{a_{n+1}} \right)$$

$$a_{2n+3} = \lambda_r \left( 1 + \sum_{i=1}^{n-1} Y_i \right)$$

$$G = 1 + \sum_{i=1}^{n-1} Y_i + \frac{\lambda_w}{a_{n+1}} + \sum_{i=n+2}^{2n+1} V_i + \sum_{j=2n+2}^{2n+3} a_j E_j[x] \quad (42)$$

$$\begin{aligned} E_j[x] &= \int_0^\infty \exp[-\int_0^x \mu_j(\delta) d\delta] dx \\ &= \int_0^\infty x w_j(x) dx \quad (\text{for } j = 2n+2, 2n+3) \end{aligned} \quad (43)$$

where

$w_j(x)$  is the failed robot safety system repair time probability density function  
 $E_j[x]$  is the mean time to robot safety system repair when the failed robot safety system is in state  $j$  and has an elapsed repair time  $x$ .  
 The generalized steady state availability of the robot safety system with one normally working normally safety unit, the switch and the robot is given by

$$SSAV_{rs} = \sum_{i=0}^{n-1} P_i + \sum_{i=n+1}^{2n} P_i = \frac{1 + \sum_{i=1}^{n-1} Y_i + \frac{\lambda_w}{a_{n+1}} + \sum_{i=n+2}^{2n} V_i}{G} \quad (44)$$

Similarly, the generalized steady state availability of the robot safety system with or without a working safety units is

$$SSAV_r = \sum_{i=0}^{2n+1} P_i = \frac{1 + \sum_{i=1}^n Y_i + \frac{\lambda_w}{a_{n+1}} + \sum_{i=n+2}^{2n+1} V_i}{G} \quad (45)$$

For different failed robot-safety system repair time distributions, we get different expressions for  $G$  as follows:

1) For the failed robot-safety system Gamma distributed repair time  $x$ , the probability

density function is expressed by

$$w_j(x) = \frac{\mu_j^\beta x^{\beta-1} e^{-\mu_j x}}{\Gamma(\beta)} \quad (\beta > 0, j = 2n+2, 2n+3) \quad (46)$$

where

$x$  is the repair time variable,  $\Gamma(\beta)$  is the gamma function,  $\mu_j$  is the scale parameter and  $\beta$  is the shape parameter.

Thus, the mean time to robot-safety system repair is given by

$$E_j(x) = \int_0^{\infty} x w_j(x) dx = \frac{\beta}{\mu_j} \quad (\beta > 0, j = 2n+2, 2n+3) \quad (47)$$

Substituting equation (47) into equation (42), we get

$$G = 1 + \sum_{i=1}^{n-1} Y_i + \frac{\lambda_w}{a_{n+1}} + \sum_{i=n+2}^{2n+1} V_i + \sum_{j=2n+2}^{2n+3} a_j \frac{\beta}{\mu_j} E_j[x] \quad (48)$$

2) For the failed robot-safety system Weibull distributed repair time  $x$ , the probability

density function is expressed by

$$w_j(x) = \mu_j \beta x^{\beta-1} e^{-\mu_j(x)^\beta} \quad (\beta > 0, j = 2n+2, 2n+3) \quad (49)$$

where

$x$  is the repair time variable,  $\mu_j$  is the scale parameter and  $\beta$  is the shape parameter.

Thus, the mean time to robot-safety system repair is given by

$$E_j[x] = \int_0^{\infty} x w_j(x) dx = \left(\frac{1}{\mu_j}\right)^{1/\beta} \frac{1}{\beta} \Gamma\left(\frac{1}{\beta}\right) \quad (\beta > 0, j = 2n+2, 2n+3) \quad (50)$$

Substituting (50) into equation (42), we can get

$$G = 1 + \sum_{i=1}^{n-1} Y_i + \frac{\lambda_w}{a_{n+1}} + \sum_{i=n+2}^{2n+1} V_i + \sum_{j=2n+2}^{2n+3} a_j \left(\frac{1}{\mu_j}\right)^{1/\beta} \frac{1}{\beta} \Gamma\left(\frac{1}{\beta}\right) \quad (51)$$

3) For the failed robot-safety system Rayleigh distributed repair time  $x$ , the probability

density function is expressed by

$$w_j(x) = \mu_j x e^{-\mu_j x^2/2} \quad (\mu_j > 0, j = 2n+2, 2n+3) \quad (52)$$

where



$x$  is the repair time variable,  $\mu_j$  is the scale parameter.

Thus, the mean time to robot-safety system repair is given by

$$E_j(x) = \int_0^{\infty} x W_j(x) dx = \sqrt{\frac{\pi}{2\mu_j}} \quad (\mu_j > 0, j = 2n+2, 2n+3) \quad (53)$$

Substituting (53) into equation (42), we can get

$$G = 1 + \sum_{i=1}^{n-1} Y_i + \frac{\lambda_w}{a_{n+1}} + \sum_{i=n+2}^{2n+1} V_i + \sum_{j=2n+2}^{2n+3} a_j \sqrt{\frac{\pi}{2\mu_j}} \quad (54)$$

4) For the failed robot system Lognormal distributed repair time  $x$ , the probability

density function is expressed by

$$w_j(x) = \frac{1}{\sqrt{2\pi x \sigma_{y_j}}} e^{\frac{-(\ln x - \mu_{y_j})^2}{2\sigma_{y_j}^2}} \quad (\text{for } j = 2n+2, 2n+3) \quad (55)$$

where

$x$  is the repair time variable,  $\ln x$  is the natural logarithm of  $x$  with a mean  $\mu$  and

variance  $\sigma^2$ . The conditions  $\mu$  and  $\sigma^2$  on parameters are:

$$\sigma_{y_j} = \ln \sqrt{1 + \left(\frac{\sigma_{x_j}}{\mu_{x_j}}\right)^2} \quad (56)$$

$$\mu_{y_j} = \ln \sqrt{\frac{\mu_{x_j}^4}{\mu_{x_j}^2 + \sigma_{x_j}^2}} \quad (57)$$

Thus, the mean time to robot-safety system repair is given by

$$E_j(x) = e^{\left(\mu_{y_j} + \frac{\sigma_{y_j}^2}{2}\right)} \quad (\text{for } j = 2n+2, 2n+3) \quad (58)$$

Substituting (58) into equation (42), we can get

$$G = 1 + \sum_{i=1}^{n-1} Y_i + \frac{\lambda_w}{a_{n+1}} + \sum_{i=n+2}^{2n+1} V_i + \sum_{j=2n+2}^{2n+3} a_j e^{(\mu_j + \frac{\sigma_{y_j}^2}{2})} \quad (\text{for } j = 2n+2, 2n+3) \quad (59)$$

5) For the failed robot system exponentially distributed repair time  $x$ , the probability

density function is expressed by

$$w_j(x) = \mu_j e^{-\mu_j x} \quad (\mu_j > 0, j = 2n+2, 2n+3) \quad (60)$$

where

$x$  is the repair time variable and  $\mu_j$  is the constant repair rate of state  $j$ .

Thus, the mean time to robot-safety system repair is given by

$$E_j(x) = \int_0^{\infty} x w_j(x) dx = \frac{1}{\mu_j} \quad (\mu_j > 0, j = 2n+2, 2n+3) \quad (61)$$

Substituting equation (61) into equation (42), we can get

$$G = 1 + \sum_{i=1}^{n-1} Y_i + \frac{\lambda_w}{a_{n+1}} + \sum_{i=n+2}^{2n+1} V_i + \sum_{j=2n+2}^{2n+3} a_j \frac{1}{\mu_j} \quad (62)$$

#### 4.1 The Robot-Safety System Steady State Analysis For A Special Case

For  $n = 2$ , from Equations (37)-(45), we get

$$P_0 = \frac{1}{1 + \sum_{i=1}^2 Y_i + \frac{\lambda_w}{a_3} + \sum_{i=4}^5 V_i + \sum_{j=6}^7 a_j E_j[x]} \quad (63)$$

$$P_i = Y_i P_0 \quad (\text{for } i = 1, 2) \quad (64)$$

$$P_3 = \frac{\lambda_w}{a_3} P_0 \quad (65)$$

$$P_i = V_i P_0 \quad (\text{for } i = 4, 5) \quad (66)$$

$$P_j=a_j E_j [x]P_0 \tag{67}$$

where

$$Y_2(s)=\frac{\lambda_s\frac{\lambda_s}{L_1}+\frac{\lambda_s\lambda_w\mu_w}{a_3a_5}+\frac{\lambda_s\lambda_w\mu_w\mu_s}{a_4a_5L_1}}{L_2-\lambda_s\frac{\mu_s}{L_1}-\frac{\lambda_s\lambda_w\mu_w\mu_s}{a_4a_5L_1}}$$

$$Y_1=\frac{\lambda_s}{L_1}+\frac{\mu_s}{L_1}Y_2$$

$$V_5=\frac{\lambda_s\lambda_w}{a_3a_5}+\frac{\lambda_s\lambda_w}{a_4a_5}Y_1+\frac{\lambda_w}{a_5}Y_2$$

$$V_4=\frac{\lambda_w}{a_4}Y_1$$

$$a_6=\lambda_r[Y_2+\frac{\lambda_w}{a_3}+\sum_{i=4}^5V_i]$$

$$a_7=\lambda_r[1+Y_1]$$

$$L_1=a_1-\frac{\lambda_w\mu_w}{a_4}$$

$$L_2=a_2-\frac{\lambda_w\mu_w}{a_5}$$

$$G=1+\sum_{i=1}^2Y_i+\frac{\lambda_w}{a_3}+\sum_{i=4}^5V_i+a_jE_j[x] \tag{68}$$

$$SSAVrs=\sum_{i=0}^1P_i+\sum_{i=3}^4P_i=\frac{1+Y_1+\frac{\lambda_w}{a_3}+a_4}{G} \tag{69}$$

$$SSAVr=\sum_{i=0}^5P_i=\frac{1+\sum_{i=1}^2Y_i+\frac{\lambda_w}{a_3}+\sum_{i=4}^5V_i}{G} \tag{70}$$

For exponentially distributed failed robot-safety system repair Equation (61) into Equations (69) and (70), setting:

$$\lambda_s=0.0002, \lambda_w=0.001, \mu_w = 0.0003, \lambda_r = 0.00009, \mu_6 = 0.0001, \mu_7 = 0.00015;$$

and using matlab computer program [10], the Figure 4 plot were obtained. The plot shows, as expected, that  $SSAV_r$  is greater than  $SSAV_{rs}$  and both of them increase slightly with the increasing values of the safety unit repair rate.

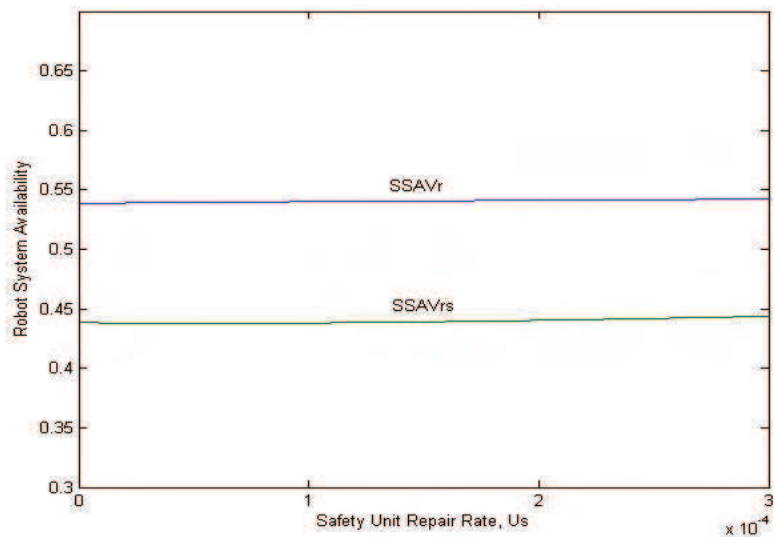
5. Robot-Safety System Reliability and MTTF Analysis

Setting  $\mu_j = 0$ , (for  $j = 2n+2, 2n+3$  ), in Figure 2 and using the Markov method[11], we write the following equations for the modified figure:

$$\frac{dP_0(t)}{dt} + a_0 P_0(t) = \mu_s P_1(t) + \mu_w P_{n+1}(t) \tag{71}$$

$$\frac{dP_i(t)}{dt} + a_i P_i(t) = \lambda_s P_{i-1}(t) + \mu_s P_{i+1}(t) + \mu_w P_{i+n+1}(t) \tag{72}$$

( for  $i = 1,2,\dots,n-1$  )



$$\lambda_s=0.0002, \lambda_w=0.001, \mu_w = 0.0003, \lambda_r = 0.00009, \mu_6 = 0.0001, \mu_7 = 0.00015$$

Figure 4. Robot system steady state availability versus safety unit repair rate ( $\mu_s$ ) plots with exponentially distributed failed system repair time

$$\frac{dP_n(t)}{dt} + a_n P_n(t) = \lambda_s P_{n-1}(t) + \mu_w P_{2n+1}(t) \quad (73)$$

$$\frac{dP_i(t)}{dt} + a_i P_i(t) = \lambda_w P_{i-n-1}(t) \quad (\text{for } i = n+1, n+2, \dots, 2n) \quad (74)$$

$$\frac{dP_{2n+1}(t)}{dt} + a_{2n+1} P_{2n+1}(t) = \lambda_s \sum_{i=n+1}^{2n} P_i(t) + \lambda_w P_n(t) \quad (75)$$

$$\frac{dP_{2n+2}(t)}{dt} = \lambda_r \sum_{i=n}^{2n+1} P_i(t) \quad (76)$$

$$\frac{dP_{2n+3}(t)}{dt} = \lambda_r \sum_{i=0}^{n-1} P_i(t) \quad (77)$$

where

$$\begin{aligned} a_0 &= \lambda_s + \lambda_w + \lambda_r \\ a_i &= \lambda_s + \lambda_w + \lambda_r + \mu_s \quad (\text{for } i = 1, 2, \dots, n-1) \\ a_n &= \lambda_w + \lambda_r + \mu_s \\ a_i &= \lambda_s + \lambda_r + \mu_w \quad (\text{for } i = n+1, n+2, \dots, 2n) \\ a_{2n+1} &= \lambda_r + \mu_w \end{aligned}$$

At time  $t = 0$ ,  $P_0(0) = 1$  and all other initial conditions state probabilities are equal to zero.

By solving Equations (71) - (77) with the aid of Laplace transforms, we get:

$$P_0(s) = P_0(s) = \left[ s \left( 1 + \sum_{i=1}^n Y_i(s) + \frac{\lambda_w}{s + a_{n+1}} + \sum_{i=n+2}^{2n+1} V_i(s) + \sum_{j=2n+2}^{2n+3} \frac{a_j(s)}{s} \right) \right]^{-1} = \frac{1}{G(s)} \quad (78)$$

$$P_i(s) = Y_i(s) P_0(s) \quad (\text{for } i = 1, 2, \dots, n) \quad (79)$$

$$P_i(s) = V_i(s) P_0(s) \quad (\text{for } i = n+2, n+2, \dots, 2n+1) \quad (80)$$

$$P_{n+1}(s) = \frac{\lambda_w}{s + a_{n+1}} P_0(s) \quad (81)$$

$$P_j(s) = \frac{a_j(s)}{s} P_0(s) \quad (\text{for } j = 2n+2, 2n+3) \quad (82)$$

$$G(s) = s \left[ 1 + \sum_{i=1}^n Y_i(s) + \frac{\lambda_w}{s + a_{n+1}} + \sum_{i=n+2}^{2n+1} V_i(s) + \sum_{j=2n+2}^{2n+3} \frac{a_j(s)}{s} \right] \quad (83)$$

The Laplace transform of the robot-safety system reliability with one normally working safety unit, the switch and the robot is given by:

$$R_{rs}(s) = \sum_{i=0}^{n-1} P_i(s) + \sum_{i=n+1}^{2n} P_i(s) = \frac{1 + \sum_{i=1}^{n-1} Y_i(s) + \frac{\lambda_w}{s + a_{n+1}} + \sum_{i=n+2}^{2n} V_i(s)}{G(s)} \quad (84)$$

Similarly, the Laplace transform of the robot safety system reliability with or without a working safety unit is

$$R_r(s) = \sum_{i=0}^{2n+1} P_i(s) = \frac{1 + \frac{\lambda_w}{s + a_{n+1}} + \sum_{i=1}^n Y_i(s) + \sum_{i=n+2}^{2n+1} V_i(s)}{G(s)} \quad (85)$$

Using Equation (83) and Reference [11], the robot-safety system mean time to failure with one normally working safety unit, the switch and the robot is given by

$$MTTF_{rs} = \lim_{s \rightarrow 0} R_{rs}(s) = \frac{1 + \sum_{i=1}^{n-1} Y_i + \frac{\lambda_w}{a_{n+1}} + \sum_{i=n+2}^{2n} V_i}{\sum_{j=2n+2}^{2n+3} a_j} \quad (86)$$

Similarly, using Equation (84) and Reference [11], the robot safety system mean time to failure with or without a working safety unit

$$isMTTF_r = \lim_{s \rightarrow 0} R_r(s) = \frac{1}{\lambda_r} \quad (87)$$

5.1 Robot-Safety System MTTF Analysis for a Special Case

Substituting n = 2 into Equation (86) and (87), we get

$$MTTF_{rs} = \frac{1 + Y_1 + \frac{\lambda_w}{a_3} + V_4}{\sum_{j=6}^7 a_j} \tag{88}$$

$$MTTF_r = \frac{1}{\lambda_r} \tag{89}$$

where

$$Y_2 = \frac{\lambda_s \frac{\lambda_s}{L_1} + \frac{\lambda_s \lambda_w \mu_w}{a_3 a_5} + \frac{\lambda_s \lambda_w \mu_w \mu_s}{a_4 a_5 L_1}}{L_2 - \lambda_s \frac{\mu_s}{L_1} - \frac{\lambda_s \lambda_w \mu_w \mu_s}{a_4 a_5 L_1}}$$

$$Y_1 = \frac{\lambda_s}{L_1} + \frac{\mu_s}{L_1} Y_2$$

$$V_5 = \frac{\lambda_s \lambda_w}{a_3 a_5} + \frac{\lambda_s \lambda_w}{a_4 a_5} Y_1 + \frac{\lambda_w}{a_5} Y_2$$

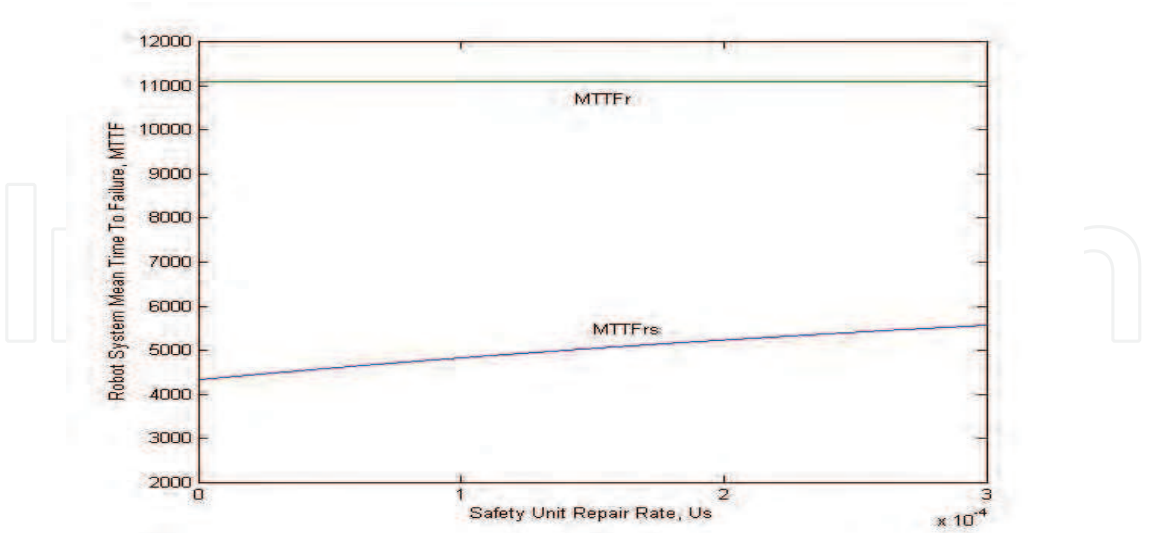
$$V_4 = \frac{\lambda_w}{a_4} Y_1$$

$$a_6 = \lambda_r [Y_2 + \frac{\lambda_w}{a_3} + \sum_{i=4}^5 V_i]$$

$$a_7 = \lambda_r [1 + Y_1]$$

$$L_1 = a_1 - \frac{\lambda_w \mu_w}{a_4}$$

$$L_2 = a_2 - \frac{\lambda_w \mu_w}{a_5}$$



For  $\lambda_s=0.0002$ ,  $\lambda_w=0.001$ ,  $\mu_w=0.0003$ ,  $\lambda_r=0.00009$ , and using Equations (88)-(89) and Matlab computer program [10], in Figure 5  $MTTF_{rs}$  and  $MTTF_r$  plots were obtained.  $\lambda_s=0.0002$ ,  $\lambda_w=0.001$ ,  $\mu_w=0.0003$ ,  $\lambda_r=0.00009$

Figure 5. The robot-safety system mean time to failure plots for the increasing value of the safety unit repair rate ( $\mu_s$ ).

These plots demonstrate that  $MTTF_r$  is greater than  $MTTF_{rs}$ , but just  $MTTF_{rs}$  increases with the increasing value of  $\mu_s$ .



## 6. References

- Zeldman, M.I., *What Every Engineer Should Know About Robots*, Marcel Dekker, New York, 1984
- Ruldall, B.H., *Automation and Robotics Worldwide: Reports and Survey*, Robotica, Vol.14, 1996, pp. 243-251.
- Dhillon, B.S., Fashandi, A.R.M., *Safety and Reliability Assessment Techniques in Robotics*, Robotica, Vol.15, 1997, pp. 701-708.
- Dhillon, B.S., Fashandi, A.R.M., Liu, K.L., *Robot Systems Reliability and safety: A Review*, Journal of Quality in Maintenance Engineering, Vol. 8, No,3, 2002, pp. 170-212.
- Nicolaisen, P., *Safety Problems Related to Robots*, Robotics, Vol.3, 1987, pp. 205-211.
- Nagamachi, M., *Ten Fatal Accidents Due Robots in Japan*, in *Ergonomics of Hybrid Automated Systems*, edited by H.R. Korwooski, M.R., Parsaei, M.R., Elsevier, Amsterdam, 1998, pp. 391-396.
- Dhillon, B.S., *Robot Reliability and Safety*, Springer, New York, 1991.
- Gaver, D.P., *Time to failure and availability of paralleled system with repair*, IEEE Trans. Reliab. Vol.12, 1963, pp.30-38.
- Grag, R.C., *Dependability of a complex system having two types of components*, IEEE Trans Reliab. Vol. 12, 1963, pp.11-15.
- Hahn, Brian D., *Essential MATLAB for Scientists and Engineers*, Oxford: Butterworth-Heinemann, 2002.
- Dhillon, B.S., *Design Reliability: Fundamentals and Applications*, CRC, Boca Raton, Florida, 1999.



## **Industrial Robotics: Theory, Modelling and Control**

Edited by Sam Cubero

ISBN 3-86611-285-8

Hard cover, 964 pages

**Publisher** Pro Literatur Verlag, Germany / ARS, Austria

**Published online** 01, December, 2006

**Published in print edition** December, 2006

This book covers a wide range of topics relating to advanced industrial robotics, sensors and automation technologies. Although being highly technical and complex in nature, the papers presented in this book represent some of the latest cutting edge technologies and advancements in industrial robotics technology. This book covers topics such as networking, properties of manipulators, forward and inverse robot arm kinematics, motion path-planning, machine vision and many other practical topics too numerous to list here. The authors and editor of this book wish to inspire people, especially young ones, to get involved with robotic and mechatronic engineering technology and to develop new and exciting practical applications, perhaps using the ideas and concepts presented herein.

### **How to reference**

In order to correctly reference this scholarly work, feel free to copy and paste the following:

B.S. Dhillon and S. Cheng (2006). Stochastic Analysis of a System Containing One Robot and (n-1) Standby Safety Units with an Imperfect Switch, Industrial Robotics: Theory, Modelling and Control, Sam Cubero (Ed.), ISBN: 3-86611-285-8, InTech, Available from:

[http://www.intechopen.com/books/industrial\\_robotics\\_theory\\_modelling\\_and\\_control/stochastic\\_analysis\\_of\\_a\\_system\\_containing\\_one\\_robot\\_and\\_\\_n-1\\_\\_standby\\_safety\\_units\\_with\\_an\\_imperfec](http://www.intechopen.com/books/industrial_robotics_theory_modelling_and_control/stochastic_analysis_of_a_system_containing_one_robot_and__n-1__standby_safety_units_with_an_imperfec)

**INTECH**  
open science | open minds

### **InTech Europe**

University Campus STeP Ri  
Slavka Krautzeka 83/A  
51000 Rijeka, Croatia  
Phone: +385 (51) 770 447  
Fax: +385 (51) 686 166  
[www.intechopen.com](http://www.intechopen.com)

### **InTech China**

Unit 405, Office Block, Hotel Equatorial Shanghai  
No.65, Yan An Road (West), Shanghai, 200040, China  
中国上海市延安西路65号上海国际贵都大饭店办公楼405单元  
Phone: +86-21-62489820  
Fax: +86-21-62489821

© 2006 The Author(s). Licensee IntechOpen. This chapter is distributed under the terms of the [Creative Commons Attribution-NonCommercial-ShareAlike-3.0 License](https://creativecommons.org/licenses/by-nc-sa/3.0/), which permits use, distribution and reproduction for non-commercial purposes, provided the original is properly cited and derivative works building on this content are distributed under the same license.

IntechOpen

IntechOpen