

We are IntechOpen, the world's leading publisher of Open Access books Built by scientists, for scientists

6,900

Open access books available

186,000

International authors and editors

200M

Downloads

Our authors are among the

154

Countries delivered to

TOP 1%

most cited scientists

12.2%

Contributors from top 500 universities



WEB OF SCIENCE™

Selection of our books indexed in the Book Citation Index
in Web of Science™ Core Collection (BKCI)

Interested in publishing with us?
Contact book.department@intechopen.com

Numbers displayed above are based on latest data collected.
For more information visit www.intechopen.com



Organic Aqua Regia: Discovery, Fundamentals, and Potential Applications

Wei Lin

School of Materials Science & Engineering, Georgia Institute of Technology
USA

1. Introduction

Recently, the author and his colleagues reported the discovery of a series of organic mixtures that dissolve various noble metals such as gold (Au), silver (Ag), and palladium (Pd) efficiently at room temperature (Lin *et al.*, 2010). The author named these mixtures *organicus liquor regius* as the male counterpart of *aqua regia* (female) in *Latin*. For the readers to catch the term more easily, the author uses the term *organic aqua regia* (OAR) from here after. OAR is composed of thionyl chloride (SOCl_2) and an effective organic component. By varying the composition and reaction conditions, selective dissolution of noble metals was achieved. The discovery of OAR and their potential applications in many fields have attracted extensive attention (Yeston, 2010; NatureEditorial, 2010; Urquhart, 2010; Ritter, 2010). The chapter provides a brief description of our work on, and understanding of, OAR from three aspects: discovery, fundamental chemistry, and some of the potential applications that have been preliminarily demonstrated.

Section 2 describes how the author discovered OAR when studying chemical bonding of functionalized carbon nanotubes to an Au surface, and introduces some known properties (dissolution selectivity towards metals, and dissolution kinetics) of OAR, with a touch on some of the recipes of OAR that have been developed so far. A summary of the chemistry, strength, and issues of *aqua regia* – the ever most powerful solution to dissolve noble metals in history, and a tabulated comparison between OAR and *aqua regia* is presented. When one thinks about “dissolution” of sodium chloride in water, the word – dissolve – might sound somewhat misleading for describing the oxidation process of metallic Au by the reagent, the accompanying complexation, and the solvation processes in the solution; however, the author keeps using the terms such as “dissolve”, “dissolution”, and “solubility” in the chapter following the conventional description of oxidative dissolution of metals in hydrometallurgy. The author believes the readers have no problem distinguishing the dissolution of metals with that of salts/sugar.

A significant portion of the chapter is then devoted in Section 3 to some fundamental chemistry of OAR, with the focus on the Au- SOCl_2 -pyridine system. SOCl_2 and its mixture with pyridine (py) have been widely used in organic chemistry for decades; however, the chemistry of SOCl_2 -py is still now well understood. Our rigorous study on SOCl_2 -py has provided some new fundamental understanding of the mixture. Also discussed is the

possible mechanism for the Au dissolution in the SOCl_2 -py mixture. A surface reaction mechanism is proposed. Section 4 discusses some potential applications of OAR such as etching of metals in microelectronics industry, and recovery of noble metals from catalysis industry and consumer products, *etc.* Our recent progress is presented.

2. Discovery of OAR

As many discoveries were, the discovery of OAR was accidental. In 2007, the author was involved in developing a chemical bonding process to anchor in situ functionalized vertically aligned carbon nanotubes to a modified Au surface. The basic chemistry was to assemble a thin layer of 4-mercaptobenzoic acid molecules on the Au surface, and then form the bonding between the functional groups (*e.g.*, hydroxyl groups) on the carbon nanotubes and the acid groups of the 4-mercaptobenzoic acid molecules via esterification (Fig. 1). However, there were some fundamental challenges to such a bonding process. First, solid-solid reaction at the interface was very unlikely to occur given the low functionalization degree of the carbon nanotubes and the irregular surface of the carbon nanotubes (at that time very few people talked about the irregular surface of the macroscopically well-aligned carbon nanotubes). Second, a wet chemical reaction at the interface was preferred, *e.g.*, a catalyzed esterification reaction in an aqueous solution. However, the wet chemical process—if not controlled well—would damage the vertical alignment of the carbon nanotubes (at that time very few people revealed the truth that a vertically aligned carbon nanotubes array/bundle could easily collapse in wettable liquids). Third, direct esterification of benzoic acid with alcohol had been known to be very inefficient (Vulakh *et al.*, 1975; Zuffanti, 1948), and therefore, kinetically unlikely at the interface. To address these issues, the benzoic acid group was first transformed to the benzoic acid chloride group by the reaction with SOCl_2 in the presence of a certain concentration of py as the catalyst. A dilute solution of SOCl_2 (5~10 ppm) in acetonitrile (CH_3CN) with a trace amount of py (py: SOCl_2 =1:2 in mole) was used (illustrated in Fig. 2).

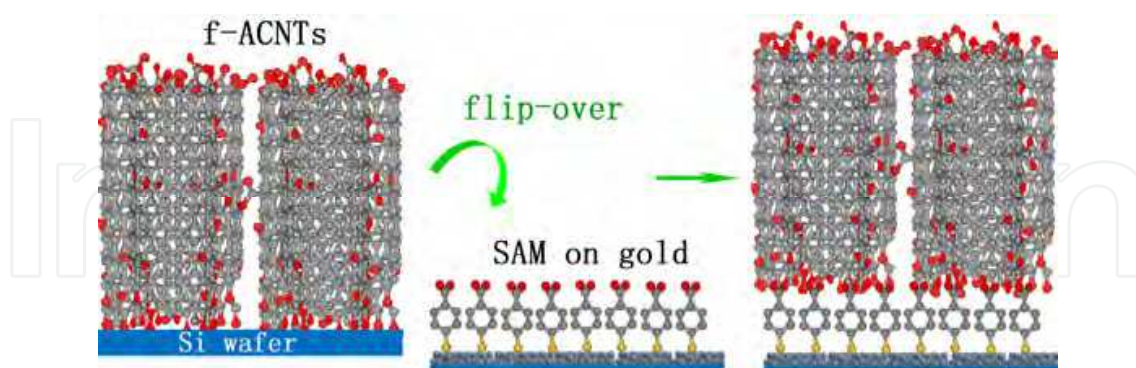


Fig. 1. Illustration of the idea of chemical bonding of in situ functionalized vertically aligned carbon nanotubes (f-ACNTs) to a functionalized Au surface. The red dots on the f-ACNTs represent the functional groups such as epoxide and hydroxyl groups (Lin *et al.*, 2008).

When the author was studying the functionalization (esterification) reaction, something unexpected but interesting happened one day: in the presence of py, a relatively high concentration of SOCl_2 resulted in efficient dissolution of Au in the organic solution at room temperature. Soon after the author confirmed that Au was not soluble at all in either SOCl_2

or py, or the above-mentioned very dilute SOCl₂-py/CH₃CN solution, the author realized the similarity between the organic mixtures and *aqua regia*. *Aqua regia* has been used for centuries as a powerful etchant to dissolve noble metals. The beauty of *aqua regia* is that the simple 1:3 mixture of concentrated nitric and hydrochloric acids can dissolve various noble metals while the noble metals are not soluble in either of the acids. The organic mixtures have exactly the same beauty with *aqua regia*: simple mixtures; therefore, the author names the mixtures *organic aqua regia* (OAR). My curiosity pushed me to try other materials in the SOCl₂-py mixture (with and without CH₃CN); qualitative results are listed in Table 1.

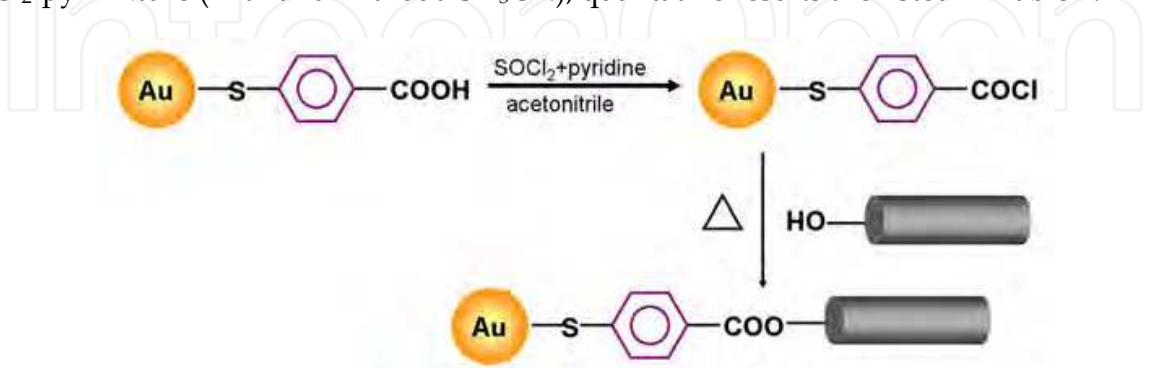


Fig. 2. Esterification process at the interface between the f-ACNTs and the modified Au surface.

material	dissolution (Y/N)
silver	Y
gold	Y
platinum	N
palladium	Y
copper	Y
iron	Y
nickel	Y
titanium	N
tungsten	N
tantalum	N
chromium	N
tin	Y
indium	Y
Teflon	N
silicon	N
silicon oxide	N

Table 1. Qualitative results of dissolution of various materials in the SOCl₂-py mixture.

The discovery promises more than the beauty and simplicity. The distinct difference between OAR and *aqua regia* is that OAR are non-aqueous, which is important. Compared with inorganic chemistry, organic chemistry provides a precise control over chemical reactivity. The ability to engineer organic reactions would probably enable selective dissolution of noble metals. A few non-aqueous solutions for dissolving noble metals have been preliminarily investigated (Senanayake, 2008; Raisanen *et al.*, 2007; Mortier *et al.*, 2005;

Cau *et al.*, 2003; Nakao, 1992), however, with relatively unsatisfactory solubility, selectivity, efficiency, stability, or/and simplicity. Soon after the discovery of OAR, the author and his colleagues started to work on the formulation of OAR for selective dissolution of noble metals. Some preliminary results are presented here. Fig. 3 shows the kinetic results of the dissolution of noble metals in the mixture of SOCl_2 and py with a volumetric ratio of 3:1. The mixture dissolves Au at a rate of $0.3 \text{ mol m}^{-2} \text{ h}^{-1}$ at room temperature, which is faster than Au dissolution in conventional cyanide leaching agents ($<0.004 \text{ mol m}^{-2} \text{ h}^{-1}$) and iodide etchants ($< 0.16 \text{ mol m}^{-2} \text{ h}^{-1}$) (Senanayake, 2008; Qi & Hiskey, 1991). Ag and Pd can also be dissolved at high dissolution rates ($0.8 \text{ mol m}^{-2} \text{ h}^{-1}$ and $0.5 \text{ mol m}^{-2} \text{ h}^{-1}$, respectively); platinum (Pt) is completely inert. In a comparison, Fig. 4 shows that a SOCl_2 -DMF (N,N'-dimethylformamide) mixture dissolves Au at a rate of $0.3 \text{ mol m}^{-2} \text{ h}^{-1}$; neither Pd nor Pt is apparently dissolved.

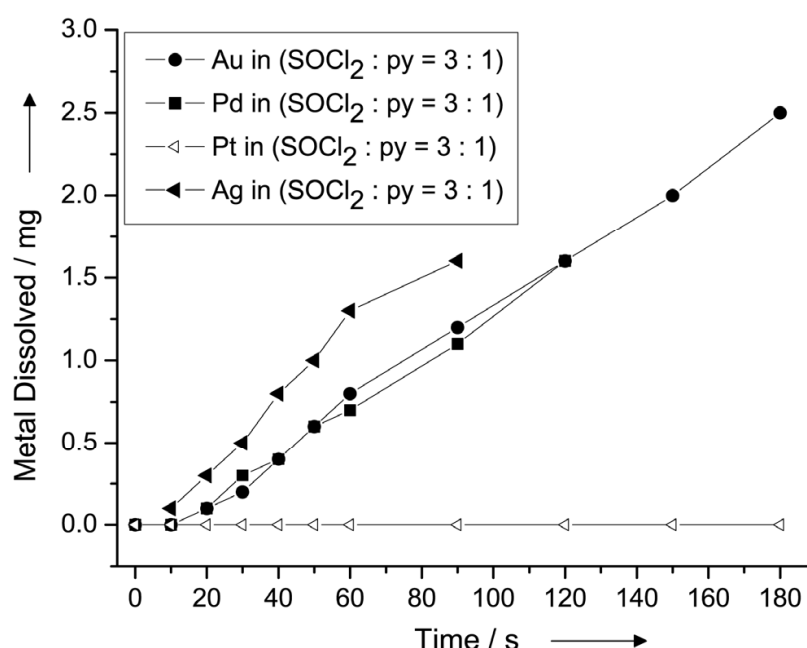


Fig. 3. Kinetic studies of the dissolution of Au, Pd, Ag, and Pt in a 3:1 SOCl_2 -py mixture.

Such dissolution selectivity may find many important applications such as recovery of noble metals. The global energy crisis demands for green energy technologies, which undoubtedly requires increased noble metal resources. However, on the earth, noble metals are scarce. The ability to recover high-purity noble metals via recovery processes will be paramount to the sustainable development of human being. Among the noble metals, Pt is most widely used as a catalyst in many green technologies, in particular, proton-exchange membrane fuel cell. Pt recovery, however, has long been a challenging issue. Catalyst product stream starts with high-purity Pt, and combines Pt with other noble metal elements for various purposes. The conventional Pt recovery technologies are complicated, mainly relying on the dissolution of Pt in strong inorganic acids (*aqua regia*) and subsequent precipitation of the dissolved Pt from the solution (Awadalla *et al.*, 1992; Edwards & Nattrass, 1978; Lakewood & Arvada, 1977). However, *aqua regia* dissolves all the metals at the same time and cannot separate them out. It ends up with low-purity Pt which doesn't go back to the product stream directly; it has to be refined, but refinery is costly. Moreover, *aqua regia* is notoriously dangerous to work with; it is

not recyclable; it is environmentally hazardous. In comparison, OAR may provide a route to improve the recycling quality and efficiency of Pt by a selective dissolution process. The selective dissolution process removes the impurity noble metals (Ag, Au, and Pd, *etc.*) before the final dissolution/separation of Pt. Schematic illustration of the recovery process using OAR is shown in Fig. 5; the preliminary results will be discussed in Section 4. Besides, OAR is recyclable (simply by distillation), and dilute OAR are relatively safe and easy to handle. A comparison between *aqua regia* and OAR is listed in Table 2.

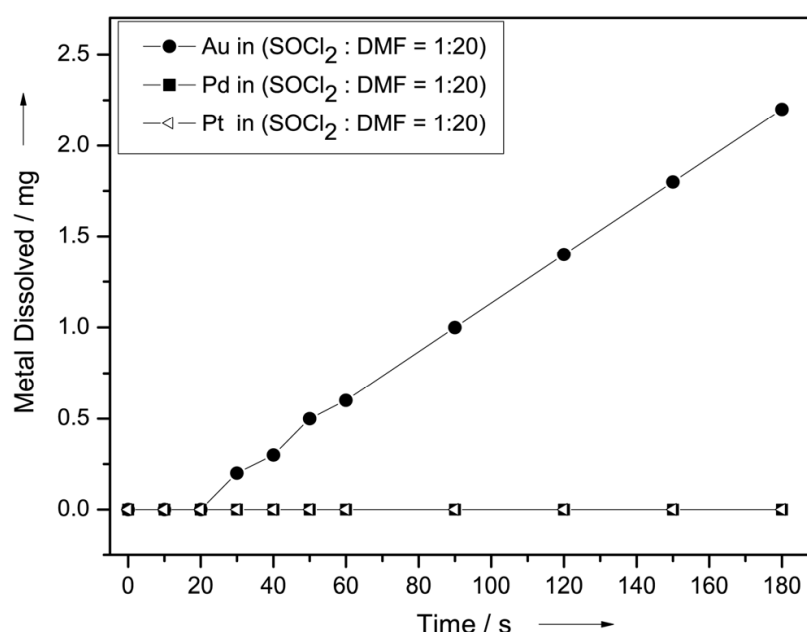


Fig. 4. Kinetic studies of the dissolution of Au, Pd, and Pt, respectively, in a 1:20 SOCl_2 -DMF mixture.

So far, the chemicals that have been found to work as the effective basic components to compose OAR with SOCl_2 for dissolving Au include, but are by no means limited to, the following chemicals and their derivatives: pyrrole, pyrrolidine, pyrrolidone, isoxazole, isothiazole, pyrazole, imidazole, thiazole, oxazole, pyrazolone, bipyrazole, pyridine, pyridazine, pyrimidine, pyrazine, triazine, indole, quinoline, purine, pteridine, phthalocyanine, N,N' -dicyclohexylcarbodiimide, DMF, N,N' -dimethylbenzylamine, dodecyltrimethylammonium bromide, tri-*p*-tolyl-phosphine, *etc.* Effective dissolution of Au in a mixture of SOCl_2 with any of the following chemicals has not been observed: maleimide, azobisisobutyronitrile, aniline, polyaniline, phenanthroline, methylbenzyl cyanide, 2-acetyl-1-methylpyrrole, benzyltriethylammonium tetrafluoroborate.

3. Fundamental chemistry of the SOCl_2 -py mixture and the Au- SOCl_2 -py system

One key feature that all the aforementioned organic candidates have in common is that they more or less have charge-transfer interactions with SOCl_2 (Schenk & R. Steudel, 1963; Korshak *et al.*, 1971), where the sulfur in SOCl_2 is an electron acceptor, and the nitrogen (or phosphor) an electron donor. Let us focus on the Au- SOCl_2 -py system.

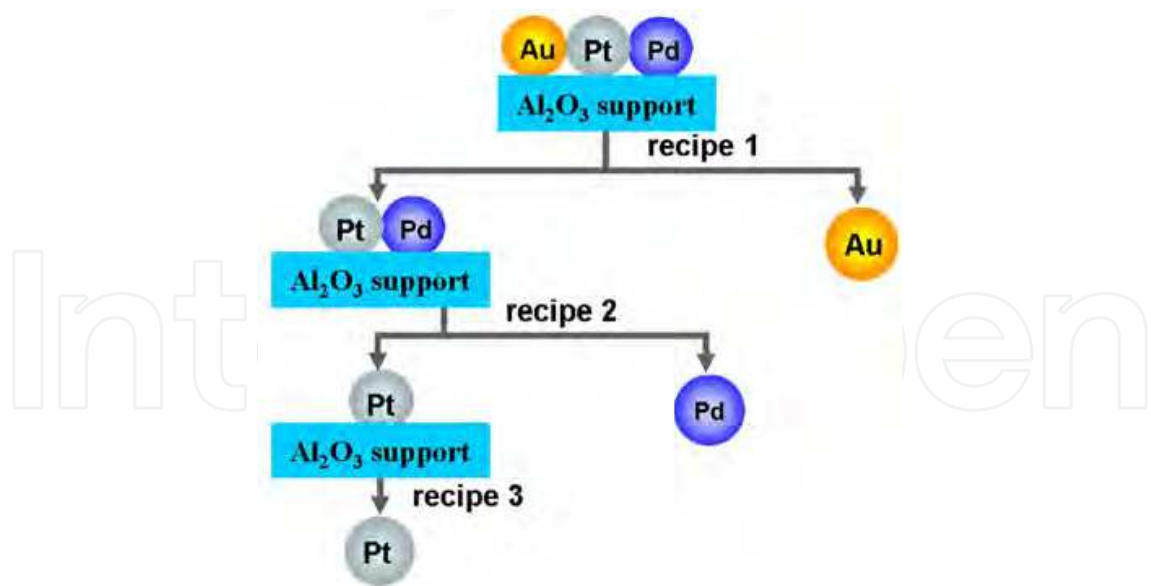


Fig. 5. Schematic illustration of the recovery of high-purity Pt on the basis of the dissolution selectivity of OAR toward noble metals.

	<i>aqua regia</i>	OAR
composition	nitric acid + hydrochloric acid	innumeros
concentration	concentrated	customized
safety	explosive and corrosive	corrosive
recyclable	N	Y
dissolution of noble metals	indiscriminate	selective

Table 2. A comparison between *aqua regia* and OAR

3.1 SOCl₂-py mixture

Py (structure a in Fig. 6) has been known for long to be able to catalyze the synthesis of acyl chlorides (RCOCl) by the reaction between organic acids and SOCl₂ (Cade & Gerrard, 1953; Gerrard & Thrush, 1953; Higashi *et al.*, 1986; Human & Mills, 1946). So has DMF. From a bromination reaction of py in the presence of SOCl₂, Garcia *et al.* proposed a reaction between py and SOCl₂ involving the probable equilibrium among 1-(chlorosulfinyl)-pyridinium chloride (structure b in Fig. 6), 1-(chlorosulfinyl)-4-chloro-4-hydropyridine (structure c in Fig. 6), and further reaction products (Garcia *et al.*, 1960). Such proposed reaction equilibrium was thought by Higashi *et al.* to be the mechanism for esterification reactions between carboxylic acids and SOCl₂ using py as the catalyst (Higashi *et al.*, 1986). However, no systematic spectroscopic study on the SOCl₂-py mixture has been reported so far. It is a fact that there is a strong interaction between py and SOCl₂, which can be seen by the “white fog” formed when either of them is added to the other at room temperature. In fact, immediate yellowing of the solution is observed when py and SOCl₂ are mixed fast at room temperature. Such a strong interaction is due to the formation of a charge-transfer complex between py and SOCl₂ (partial transfer of the electron density on the nitrogen to the sulphur). The charge transfer (structure shown in Fig. 7), in general, weakens the bonds within the acceptor molecule (R. Steudel & Y.

Steudel, 2007), which accounts for the observed redshifts of both the asymmetric (from 446 to 427~426 cm^{-1}) and the symmetric (from 497 to 494~474 cm^{-1} depending on the ratio of SOCl_2 to py) Cl-S-Cl stretching in the Raman spectra of the SOCl_2 -py mixtures (Fig. 8). SOCl_2 -py is observed directly in the mass spectrum of the SOCl_2 -py mixture (Lin *et al.*, 2010). Nuclear magnetic resonance (NMR) spectra of the SOCl_2 -py mixture are shown in Fig. 9. Table 3 summarizes the chemical shifts. We see the deshielding (low-field chemical shifts) of ^{14}N (ca, 5 ppm), ^{13}C (ca, 1.35 and 2.42 ppm for C-3 and C-4, respectively), and ^1H (ca, 0.35, 0.49 and 0.50 ppm for H-2, H-3 and H-4, respectively), and shielding (high-field chemical shift) of C-2 (ca, -1.77 ppm) relative to pure py. These chemical shifts are attributed to the charge-transfer interaction (Ricca & Severini, 1988). We also observe shifts and intensity changes of py-related vibration peaks in the FTIR of the SOCl_2 -py mixture relative to pure py and SOCl_2 (Fig. 10). Such shifts are in agreement with our simulation results (Lin *et al.*, 2010).

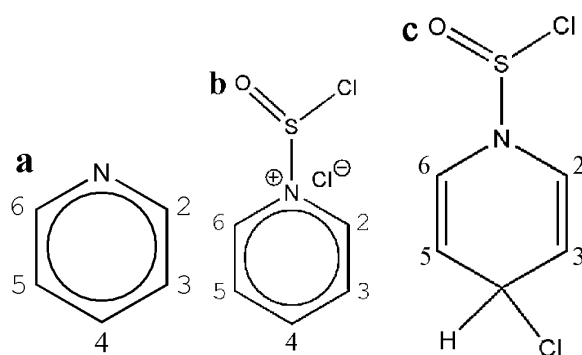


Fig. 6. Structures of py (a), 1-(chlorosulfonyl)-pyridinium chloride (b), and 1-(chlorosulfonyl)-4-chloro-4-hydropyridine (c). The numbering of atoms is applied to the NMR analysis.

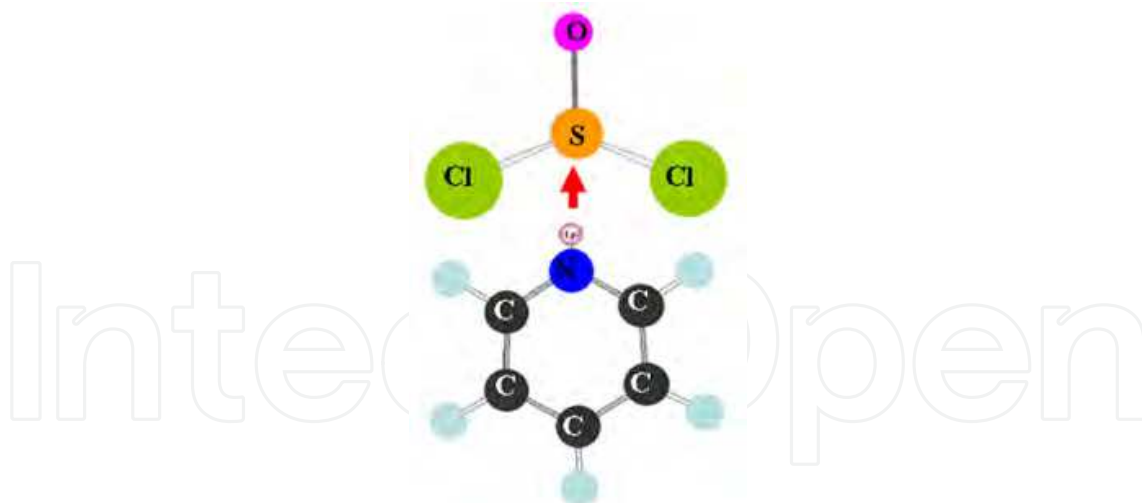


Fig. 7. The molecular illustration of the SOCl_2 -py charge-transfer complex.

In the Raman and the FTIR spectra of the SOCl_2 -py mixtures, almost all the vibration modes of pure py and pure SOCl_2 remain unchanged. This indicates that the parent molecules, although perturbed by the charge-transfer interaction, maintain their basic structural integrity, and that the dominating product is a molecular adduct rather than a rearrangement, elimination or dissociated product. Neither 1-(chlorosulfonyl)-pyridinium chloride nor 1-(chlorosulfonyl)-4-chloro-4-hydropyridine is identified in the NMR spectra or

FTIR spectra (Cade, & Gerrard, 1953; Higashi *et al.*, 1986; Human & Mills, 1946; Garcia *et al.*, 1960). However, the experimental data of electrical conductivity measurement of the mixtures suggest the presence of mobile ions due to the dissociation. Therefore, 1-(chlorosulfinyl)-pyridinium chloride, though being a weak electrolyte in SOCl_2 (Fig. 11), exists as the dissociated form of the $\text{SOCl}_2 \cdot \text{py}$ adduct in the solutions. Geometry optimization results show that: SOCl_2 -py adduct (non-dissociated) is energetically more favorable than 1-(chlorosulfinyl)-pyridinium chloride, the dissociated form of the adduct, the latter being $16.8 \text{ kcal mol}^{-1}$ higher in energy than the former (the energy difference will be lowered when put into a condense phase, depending on the dielectric constant of the solvent). This helps explain why the adduct is a weak electrolyte in SOCl_2 .

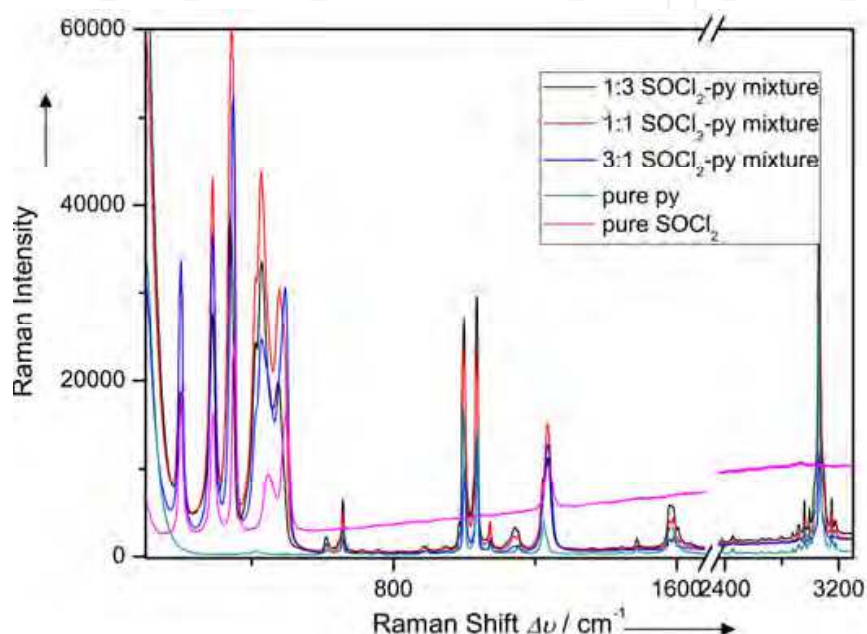


Fig. 8. 532-nm-laser-wavelength Raman spectra of py, SOCl_2 , and their mixtures with varied ratios.

3.2 Au dissolution in the SOCl_2 -py mixture

It has been confirmed that the valence state of gold after the dissolution is Au(III), in the form of $[\text{AuCl}_4]^-$ (Lin *et al.*, 2010). The Raman spectrum in Fig. 12 shows the $[\text{AuCl}_4]^-$ structure. From the view of thermodynamics, dissolution of noble metals usually requires a strong oxidant, and simultaneously ligands that coordinate with the noble metal ion to reduce the redox potential of the metal in the solution. Obviously, Cl^- is the ligand in this case. Although even chemists may not be aware of the strong oxidizing ability of SOCl_2 , it should be noted that $\text{Au(I)} \rightarrow \text{Au(III)}$ oxidation by SOCl_2 has been demonstrated under certain conditions (Schmidbaur & Jandik, 1983; Bovio *et al.*, 1993). SOCl_2 oxidizes Cu and Ag readily at room temperature. Thus, SOCl_2 is a strong oxidant, and it can be the oxidant in our case. However, Au cannot be oxidized by SOCl_2 alone. No weight loss was detected of an Au film after it was immersed in SOCl_2 at room temperature or even at 70°C (refluxing) for 1 week. Purging oxygen into the SOCl_2 bath doesn't oxidize Au, either. Py, undoubtedly, plays a very important role in the oxidative dissolution process. We believe that the charge-transfer interaction activates SOCl_2 to oxidize Au.

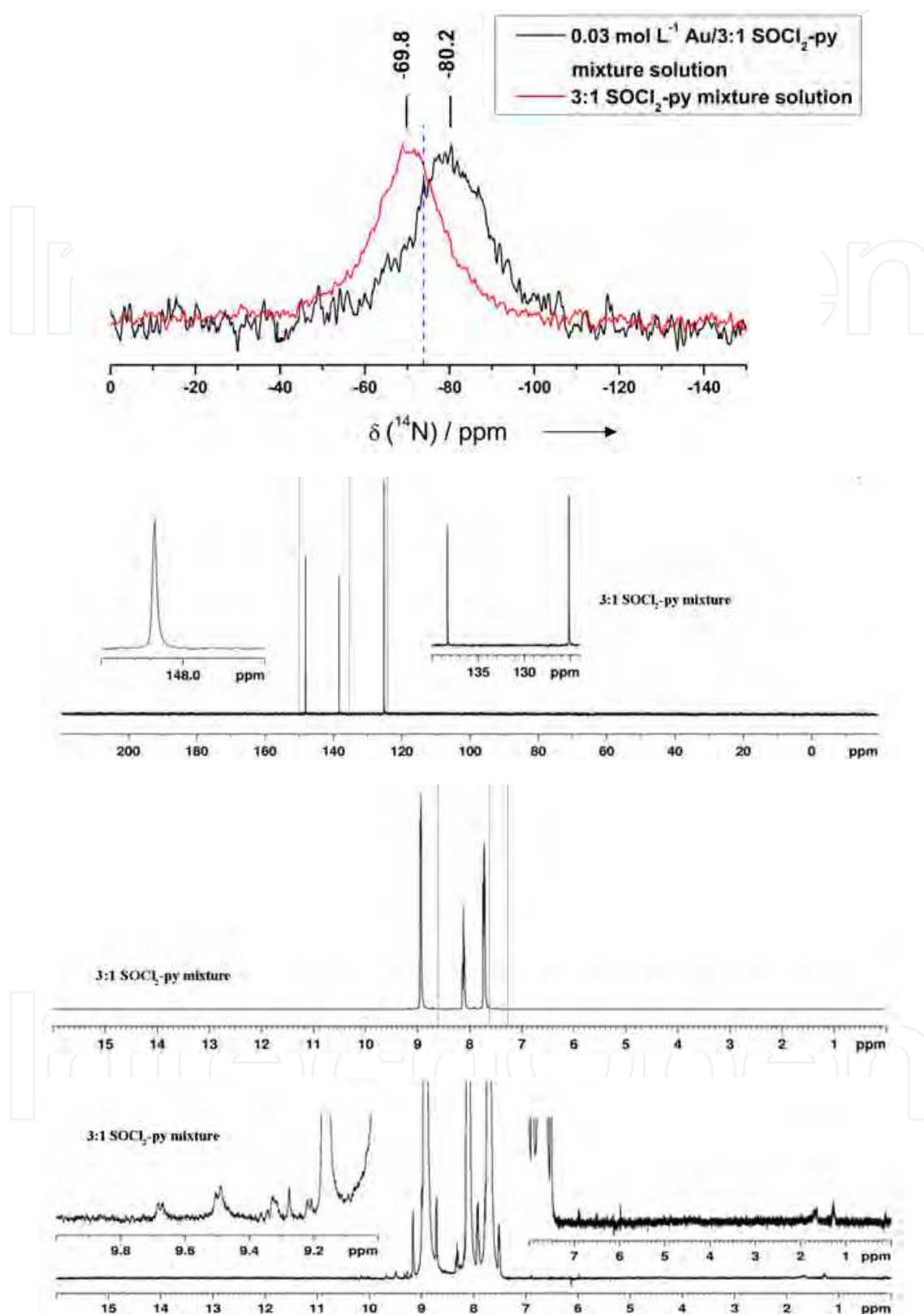


Fig. 9. ^{14}N , ^{13}C , and ^1H NMR spectra of a 3:1 $\text{SOCl}_2\text{-py}$ mixture and its Au solution. The dashed lines represent the chemical shifts of $\delta = 74$ (^{14}N), 8.59 (H-2 and H-6), 7.23 (H-3 and H-5), 7.62 (H-4), 149.94 (C-2 and C-6), 123.75 (C-3 and C-5) and 135.89 (C-4) ppm for pure py. The insets are the magnified regions of the spectra.

δ (^1H) of 3:1 SOCl_2 -py mixture	δ (^{13}C) of 3:1 SOCl_2 -py mixture
9.68 (d, $J=6.0$)	148.17 (2.9)
9.50 (d, $J=5.8$)	138.32 (2.3)
9.28 (s)	125.15 (2.0)
9.21 (d, $J=4.6$)	
9.17 (d, $J=4.1$)	
8.94 (d, $J=4.5$)	
8.75 (d, $J=4.2$)	
8.12 (t, $J=7.8$)	
7.72 (t, $J=6.6$)	
7.52 (t, $J=6.1$)	
1.56 (s)	
1.18 (s)	

Table 3. Summary of solution NMR data. Left column: “s”, “d” and “t” in the brackets represent “singlet”, “doublet” and “triplet”. The values in bold are the major chemical shifts. Right column: the values in the brackets are the half-height line-width ($\nu_{1/2}$).

One drawback of thermodynamics is that it doesn't tell the reaction kinetics (in most cases, thermodynamics doesn't relate to kinetics). For example, the coordinative oxidation mechanism may not be able to explain why the dissolution rate of Au is strongly dependent on the recipe of the OAR, especially the organic component such as py, DMF, pyrrolidine, pyrrolidone, isoxazole, isothiazole, pyrazole, imidazole, *etc.* The reaction rate in different OAR recipes can be orders of magnitude different! Moreover, Pd and Pt are less noble than Au, but are not oxidatively dissolved in many recipes of OAR. The fundamental view of the dissolution reaction, therefore, points toward an interfacial reaction mechanism as shown in Fig. 13. The proposed mechanism involves two important roles by the organic component, say py, in two major steps. First, py coordinates to the Au surface by putting the non-bonding electrons in py (according to molecular orbital theory) to the accessible and symmetry allowed atomic orbital of the metal element. As such, the work function of the noble metal is effectively reduced (this has been known for quite a while), and therefore, the surface noble metal atoms are more liable to oxidation by the oxidant, *i.e.*, activated SOCl_2 . Second, py forms the charge-transfer complex with SOCl_2 to activate the oxidant; upon capture of the electrons from Au, Cl-S-Cl dissociates to generate the Cl^- as the ligand. The author proposes that the surface coordination between Au and py, and later on the desorption of py after the electron transfer from Au to sulfur, determine the reaction rate. As such, the electron structure and physical properties of the organic component determine its interactions with SOCl_2 and the gold surface, and consequently, determine the dissolution kinetics. The two sets of experiment below may shed some light on the interfacial reaction mechanism.

In one set of experiment, Au is put in SOCl_2 ; then a small amount of water is added to generate free Cl^- (caution: SOCl_2 reacts with water rigorously). The presence of Cl^- can be very easily picked up by electrical conductivity measurement. Then anhydrous py is added as usual. It is found that the dissolution rate of Au is reduced. When DMF is used rather than py, the dissolution sometimes doesn't occur. For comparison, in the other set of experiment, Au is put in the anhydrous py before adding the SOCl_2 (a small amount of water is added to the SOCl_2

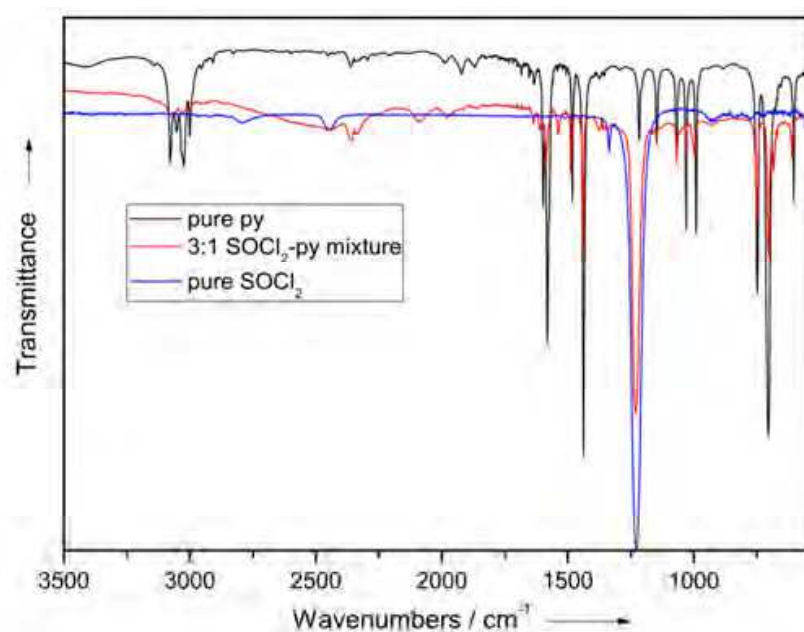


Fig. 10. FTIR spectra of py, SOCl_2 , and their mixture.

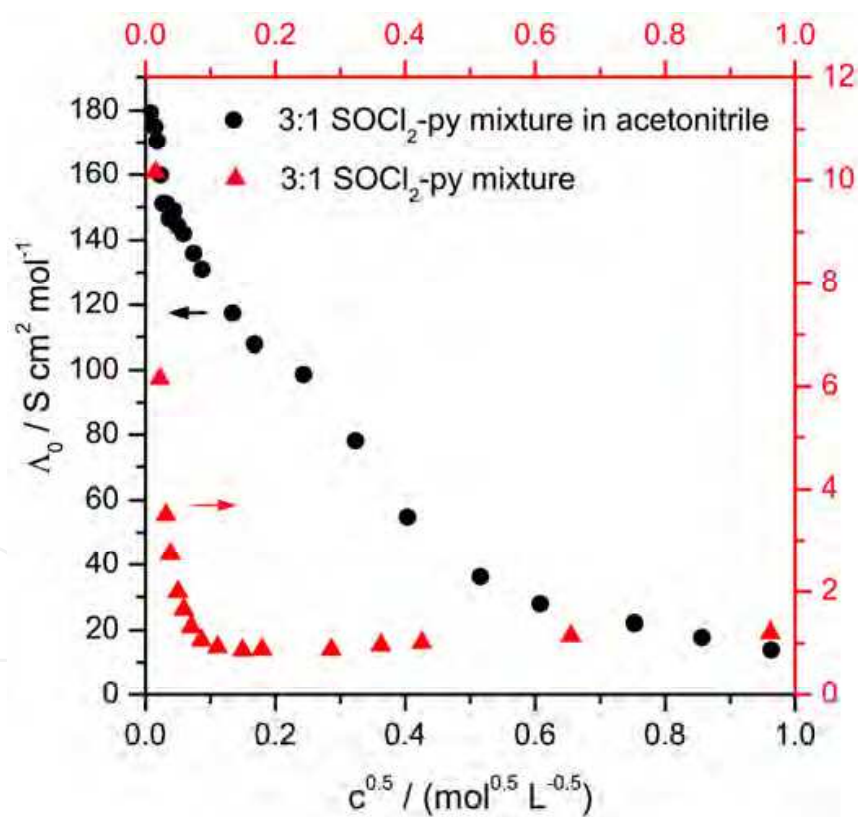


Fig. 11. Conductivity measurement results (III): $\Lambda-c^{0.5}$ plot, where c is the concentration of $\text{SOCl}_2 \cdot \text{py}$ adduct in the solution, and Λ the molar conductivity of the electrolyte. It is clear that $\text{SOCl}_2 \cdot \text{py}$ is a weak electrolyte in SOCl_2 matrix; its dissociation degree increases in acetonitrile. This is in line with our prediction because SOCl_2 has a lower dielectric constant (9.3) and higher viscosity (0.6 cP) than CH_3CN (36.2 and 0.3442 cP, respectively) (Geary, 1971; Harkness & Daggett Jr., 1965).

first). No distinct change in the dissolution rate of Au is found. When DMF is used rather than py, the dissolution rate is somewhat reduced. From the experiments, the author postulates that when the coordination between Au and py is interrupted by Cl^- (Cl^- adsorption on metal surfaces is notorious in electrochemistry), the reaction rate is greatly affected. Py-Au coordination is relatively less affected by the Cl^- than DMF-Au coordination.

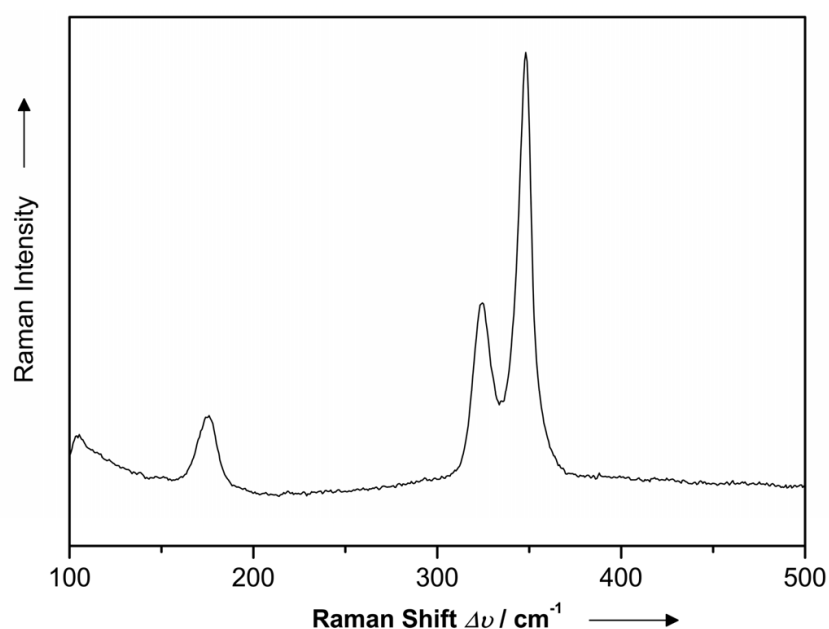


Fig. 12. Raman spectrum of a vapor-etched Au/Si surface. Vibrations attributed to $[\text{AuCl}_4]^-$ structure are observed at 170, 324, and 348 cm^{-1} .

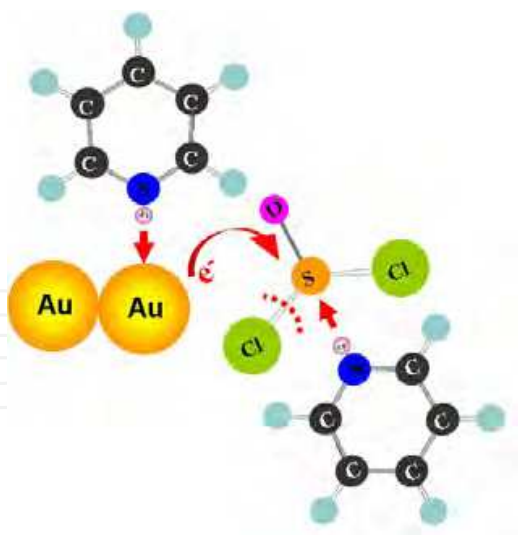
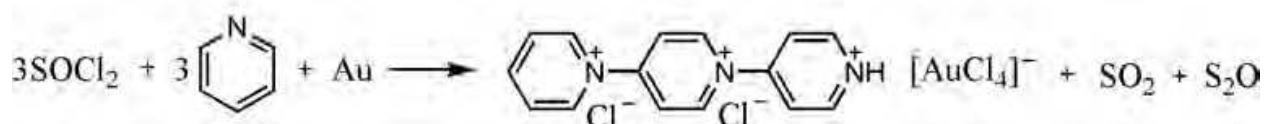
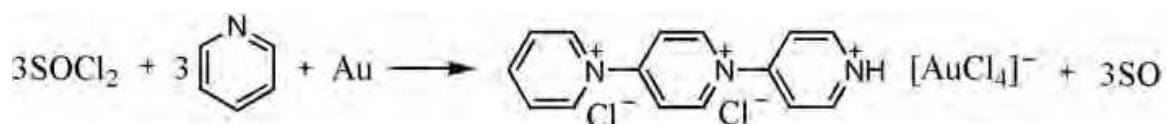


Fig. 13. A proposed oxidative dissolution mechanism for Au in OAR.

A more direct proof comes from the fact that the Au dissolution rate is distinctly reduced in the mixture of SOCl_2 and fully deuterated py (py-d_5). The charge transfer interaction between SOCl_2 and py-d_5 is evidenced in the Raman spectrum (Fig. 14); deuteration doesn't alter the chemical properties. However, due to the larger mass of py-d_5 than py, the surface adsorption and desorption of py-d_5 are thought to be slower than its undeuterated counterpart.

It is noted that no known reduction products of SOCl_2 such as sulfur have been confirmed so far. Therefore, the following possible reactions have been proposed:



As for Pt and Pd in OAR, the author believes their solubilities are related to surface passivation. It is well known in the research field of "corrosion science" that pure Pt and Pd are thermodynamically less noble than Au but, in reality, more noble than Au. The reason is that Pt and Pd surfaces passivate against oxidants over a wide range of pH values in aqueous solutions, while Au surface doesn't. This also explains why none of titanium, tantalum, chromium, and tungsten can be dissolved in OAR. The passivation prevents the ligand and the oxidant from accessing the metal atoms. To get clearer about the mechanism for the dissolution selectivity, electrochemical characterizations and simulations are needed.

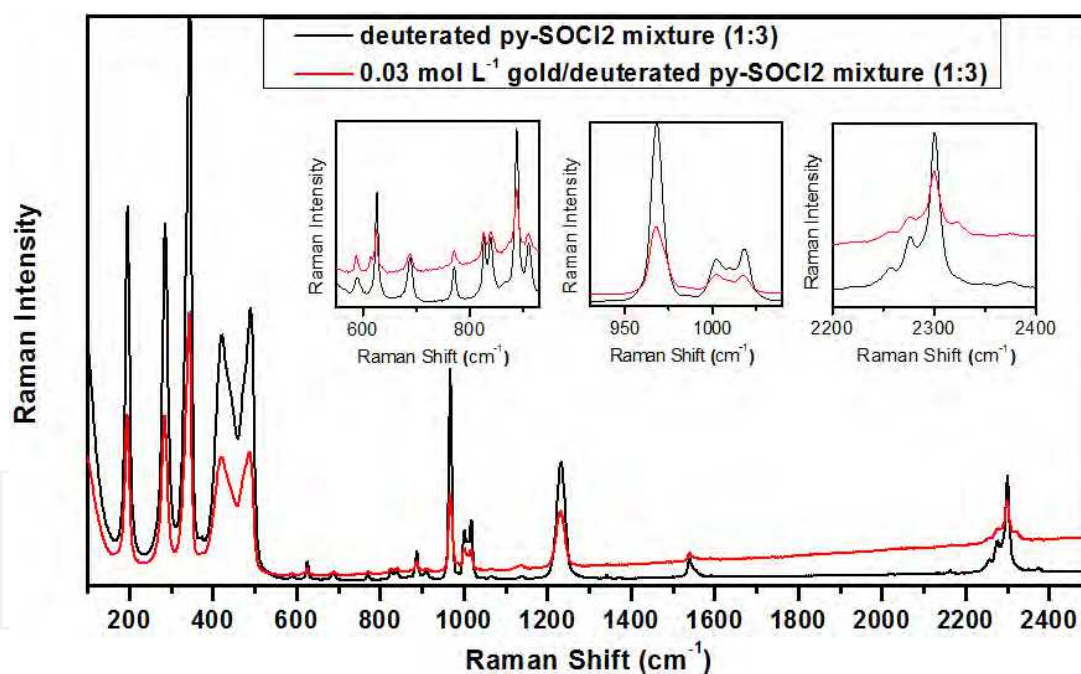


Fig. 14. Raman spectra of deuterated OAR and Au/OAR solution. The Raman shifts of the asymmetric and the symmetric Cl-S-Cl stretching are at 422 and 490 cm^{-1} , respectively, indicating the charge-transfer interaction.

4. Potential applications

There are many potential applications of OAR in metallurgy, metal etching for integrated circuit fabrication in electronics, recovery of noble metals from catalysis industry, and synthesis of noble metal nano particles, *etc.* Two preliminary results are discussed here.

4.1 Recovery of Pt from bimetallic catalyst nanoparticles

Bimetallic nanoparticles (NPs) of noble metal elements represent a new class of functional materials, and have been investigated intensively in the past fifteen years. Among the various combinations of bimetallic NPs, Au-Pt core-shell NPs (sometimes called Pt-decorated Au NPs, Pt-layered Au NPs, or Au-Pt dendritic hetero-aggregate NPs to account for the morphology of the the non-uniform and porous Pt shell) is an important category that has demonstrated improved catalytic activities (Zhou *et al.*, 2006; Zhang *et al.*, 2009; Lu *et al.*, 2004; Wang *et al.*, 2009). Recently, the author demonstrated an efficient leaching-extraction process to recover Pt directly from Pt-Au bimetallic nanoparticles using OAR (Lin, 2011). The purities of the Pt recovered from a mixture of Au and Pt nanoparticles, and from Pt-Au core-shell nanoparticle catalyst were as high as $99.49 \pm 0.22\%$, and $95.02 \pm 0.08\%$, respectively. The novel recovery process promises applications in catalysis industry. Here we show the example of leaching-extraction of Pt from Pt-Au core-shell nanoparticle catalyst. Au core was formed by reducing 24 mg $\text{HAuCl}_4 \cdot 3\text{H}_2\text{O}$ in 10 mL oleylamine at 120°C for 3 h under an Ar blanket. 25 mg platinum acetylacetonate was dissolved in 10 ml oleylamine at 70°C , and then added into the dark purple Au colloidal solution at 120°C under vigorous stirring. The solution was fast heated up to 235°C , and kept for 3 h. The whole synthesis process was under Ar protection. The core-shell NPs were collected by precipitation with ethanol and centrifugation, and washed with mixtures of acetone and hexane. 10 mg of the dark brown core-shell NPs were added into organic *aqua regia* composed of SOCl_2 and py (3:1 in volume) at room temperature, and then diluted into 400 mL CH_3CN . The CH_3CN solution was then mixed with 50 mL hexane under vigorous stirring. After the mixing, the mixture went through a fast phase separation at room temperature (Fig. 15). The dissolved Au went into the bottom CH_3CN phase (yellow), and can be recovered simply by calcination (Fig. 16). Pt NPs were extracted out of the CH_3CN solution, and re-dispersed in the upper hexane phase (brown). The Pt NPs can be recovered simply by evaporating the hexane.




Fig. 15. A photograph showing the extraction result of Pt NPs from the dissolved Au after the leaching process: the bottom yellow phase is the CH_3CN solution with dissolved Au; the upper brown phase is the extracted Pt NPs dispersed in hexane. The two layers can be easily separated (inset).

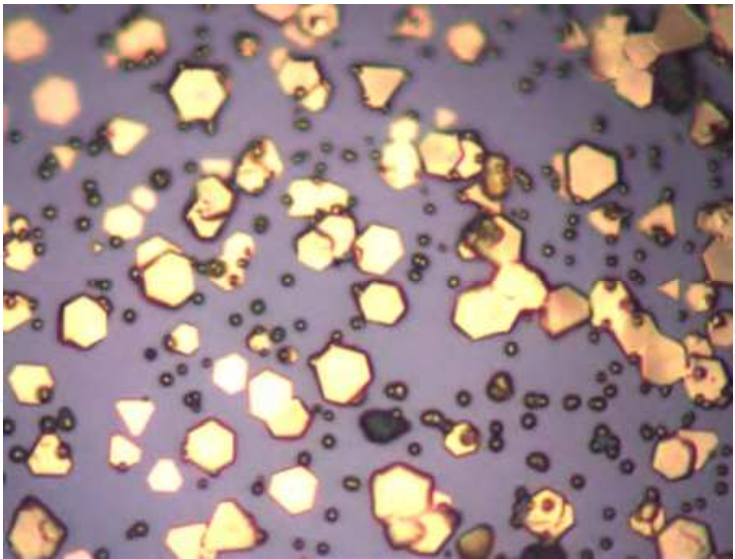


Fig. 16. An optical microscope image showing the recovered Au particles by calcinations.

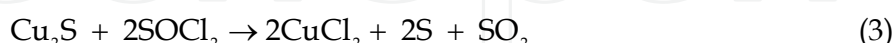
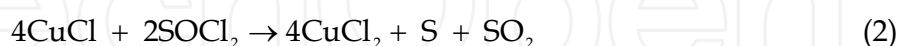
4.2 Fast etching of copper for applications in electronic industry

Besides recovery of noble metals by OAR from waste electronic products/processing, etching of metals by OAR may find an important application in subtractive patterning of copper (Cu) connection/conduction paths in electronic packaging. Various Cu etching processes have been developed for the fabrication of printed circuit board, and Cu/low-K interconnects associated with back-end-of-line (Bryce & Berk, 1995; Cakir, 2006; Cakir *et al.*, 2005; Halpern, 1953). However, the etching rates are still not satisfactory (Table 4); etchants of higher etching rates are desired. Recently, the author reported fast etching of Cu in SOCl₂/CH₃CN solutions (Lin & Wong, 2011). The etching rate can be tuned over a wide range by varying the concentration of the etchant, and the stirring rate of the liquid. For example, the etching rate reaches 36 mg min⁻¹ cm⁻² in 1 mol L⁻¹ SOCl₂/CH₃CN under stirring

Reference	Etchant	Concentration (mol L ⁻¹)	Temperature (°C)	Etching rate (mg min ⁻¹ cm ⁻²)
Cakir <i>et al.</i> , 2005	FeCl ₃	3.76	50	3.5
Cakir <i>et al.</i> , 2005	CuCl ₂	2.33	50	1.7
Halpern, 1953	FeCl ₃	2	50	27
Halpern, 1953	FeCl ₃	2	30	17
Bryce & Berk, 1995	O ₂ /NH ₃ ·H ₂ O	0.9 atm/0.74	26	0.03
Cakire, 2006	Alkaline	N/A	30-60	13-27
Cakire, 2006	CuCl ₂	>2	50-54	11-22
Cakire, 2006	FeCl ₃	>2	43-49	11-22
Lin & Wong, 2011	SOCl ₂ /CH ₃ CN	1	20	36
Lin & Wong, 2011	SOCl ₂ /CH ₃ CN	2	20	53
Lin & Wong, 2011	SOCl ₂ /CH ₃ CN	1	20	320
Lin & Wong, 2011	FeCl ₃	2	50	19

Table 4. A brief comparison of etchants for Cu.

at room temperature, which is much faster than any currently used etchant for Cu. With the assistance of sonication, the etching rate reaches 320 mg min⁻¹ cm⁻². The reactions involved are shown below. Based on the selectivity of OAR, Au and Pt are used as the effective masks on Cu and Au, respectively, for the subtractive patterning of Cu and Au conduction paths. Preliminary studies showed acceptable and controllable undercuts of the etched conduction paths by the OAR.



5. Acknowledgment


The author acknowledges Prof. C. P. Wong for financial support of part of the research work.

6. References

- Awadalla, F. T.; Molnar, R. E.; & Riteey, G. M. (1992). Recovery of Platinum Group Metals (PGM) from Acidic Solutions by Reduction Precipitation with Sodium Borohydride. US Patent, 5,304,233
- Bovio, B.; Burini, A. & Pietroni, B. R. (1993). Reactions of Trimeric 1-benzyl-2-gold(I) imidazole Leading to Au(I) Carbene Complexes – Crystal-Structure of [1-benzyl-3-benzoyl-imidazolin-2-yliden] chloro Gold(I). *Journal of Organometallic Chemistry*, Vol.452, pp. 287-291
- Bryce, C. & Berk, D. (1995). Kinetics of the Dissolution of Copper in Iron(III) Chloride Solutions. *Industrial & Engineering Chemistry Research*, Vol.34, pp. 1412-1418
- Cade, J. A. & Gerrard, W. (1953). Action of Thionyl Chloride on Carboxylic Acids in Presence of Pyridine. *Nature*, Vol.172, pp. 29
- Cakir, O.; Temel, H. & Kiyak, M. (2005). Chemical Etching of Cu-ETP Copper. *Journal of Materials Processing Technology*, Vol.162, pp. 275-279
- Cakir, O. (2006). Copper Etching with Cupric Chloride and Regeneration of Waste Etchant. *Journal of Materials Processing Technology*, Vol.175, pp. 63-68
- Cau, L.; Deplano, P.; Marchio, L.; Mercuri, M. L.; Pilia, L.; Serpe, A. & Trogu, E. F. (2003). New Powerful Reagents Based on Dihalogen/N,N'-dimethylperhydrodiazepine-2,3-dithione Adducts for Gold Dissolution: the IBr Case. *Dalton Transactions*, Vol.10, pp. 969-1974
- Edwards, R. I. & Nattrass, M. J. (1978). Separation and Purification of Platinum and Palladium. US Patent, 4,105,742
- Garcia, E. E.; Greco, C. V. & Hunsberger, I. M. (1960). Facile Bromination of Pyridine-Type Heterocycles at the Beta-position. *Journal of the American Chemical Society*, Vol.82, pp. 4430-4431

- Geary, W. J. (1971). The Use of Conductivity Measurements in Organic Solvents for the Characterization of Coordination Compounds. *Coordination Chemistry Reviews* Vol.7, pp. 81-122
- Gerrard, W. & Thrush, A. M. (1953). Reactions in Carboxylic Acid Thionyl Chloride Systems. *Journal of the Chemical Society*, Vol., pp. 2117-2120
- Halpern, J. (1953). Kinetics of the Dissolution of Copper in Aqueous Ammonia. *Journal of the Electrochemical Society*, Vol.100, pp. 421-428
- Harkness, A. C. & Daggett Jr., H. M. (1965). The Electrical Conductivities of Some Tetra-n-alkylammonium Salts in Acetonitrile. *Canadian Journal of Chemistry*, Vol.43, pp. 1215-1221
- Higashi, F.; Mashimo, T. & Takahashi, I. (1986). Preparation of Aromatic Polyesters by Direct Polycondensation with Thionyl Chloride Pyridine. *Journal of Polymer Science Part a-Polymer Chemistry*, Vol.24, pp. 97-102
- Human, J. P. E. & Mills, J. A. (1946). Action of Thionyl Chloride on Carboxylic Acids in Presence of Pyridine. *Nature*, Vol.158, pp. 877
- Korshak, V. V.; Vinograd, Sv. & Pankrato, Va. (1971). New Ways to Synthesize Polybenzimidazoles and Polybenzoxazoles. *Vysokomolekulyarnye Soedineniya Section B*, Vol.13, pp. 550-551
- Lakewood, J. B. & Arvada, C. (1977). Separation and Selective Recovery of Platinum and Palladium by Solvent Extraction. US Patent, 4,041,126
- Lin, W.; Xiu, Y. H.; Jiang, H. J.; Zhang, R. W.; Hildreth, O.; Moon, K. S. & Wong, C. P. (2008). Self-Assembled Monolayer-Assisted Chemical Transfer of In Situ Functionalized Carbon Nanotubes. *Journal of the American Chemical Society*, Vol.130, pp. 9636-9637
- Lin, W.; Zhang, R. W.; Jang, S. S.; Wong, C. P. & Hong, J. I. (2010). "Organic Aqua Regia"-Powerful Liquids for Dissolving Noble Metals. *Angewandte Chemie-International Edition*, Vol.49, pp. 7929-7932
- Lin, W. (2011). Recovery of High-purity Pt from Pt-Au Bimetallic Nanoparticles Using Organic Aqua Regia. *Rare Metals*, accepted
- Lin, W. & Wong, C. P. (2011). Fast Etching of Copper in Thionyl Chloride/Acetonitrile Solutions. *Corrosion Science*, Vol. 53, pp. 3055-3057
- Lu L. H.; Sun, G. Y.; Zhsng, H. J.; Wang, H. S.; Xi, S. Q.; Hu, J. Q.; Tian, Z. Q. & Chen, R. (2004). Fabrication of Core-Shell Au-Pt Nanoparticle Film and Its Potential Application as Catalysis and SERS Substrate. *Journal of Materials Chemistry*, Vol.14, pp. 1005-1009
- Mortier, T.; Persoons, A. & Verbiest, T. (2005). Oxidation of Solid Gold in Chloroform Solutions of Cetyltrimethylammonium Bromide. *Inorganic Chemistry Communications*, Vol.8, pp. 1075-1077
- Nakao, Y. (1992). Dissolution of Noble Metals in Halogen Halide Polar Organic Solvent Systems. *Journal of the Chemical Society-Chemical Communications*, Vol.5, pp. 426-427
- Nature Editorial (2010). Dissolving Precious Metals. *Nature*, Vol.467, pp. 503
- Qi, P. H. & Hiskey, J. B. (1991). Dissolution Kinetics of Gold in Iodide Solutions. *Hydrometallurgy*, Vol.27, pp. 47-62
- Raisanen, M. T.; Kemell, M.; Leskela, M. & Repo, T. (2007). Oxidation of Elemental Aold in Alcohol Solutions. *Inorganic Chemistry*, Vol.46, pp. 3251-3256

- Ricca, G. & Severini, F. (1988). C-13 and H-1-NMR Study of the Pyridine-initiated Oligomerization of Maleic-anhydride and of the Polymer Structure. *Polymer*, Vol.29, pp. 880-882
- Ritter S. K. A New Twist on Aqua Regia, In: *C&EN*, March 31, 2011, Available from: <http://pubs.acs.org/cen/news/89/i14/8914notw4.html>
- Schenk, P. W. & Steudel, R. (1963). Addukte Des Dischwefelmonoxyds. *Angewandte Chemie*, Vol.75, pp. 793
- Schmidbaur, H.; & Jandik, P. (1983). Au(I)-Au(II) AND Au(I)-Au(III) Oxidation in Ylide Complexes with Chlorinating Agents. *Inorganica Chimica Acta-Articles*, Vol.74, pp. 97-99
- Senanayake, G. (2008). A Review of Effects of Silver, Lead, Sulfide and Carbonaceous Matter on Gold Cyanidation and Mechanistic Interpretation. *Hydrometallurgy*, Vol.90, pp. 46-73
- Steudel, R. & Steudel, Y. (2007). Charge-Transfer Complexes between the Sulfur Molecules SO₂, S₂O, S-3, SONH, and SOCl₂ and the Amine Donors NH₃ and NMe₃ - A Theoretical Study. *European Journal of Inorganic Chemistry*, Vol.27, pp. 4385-4392
- Urquhart, J. Challenging Aqua Regia's Throne, In: *Chemistry World*, September 23, 2010, Available from: <http://www.rsc.org/chemistryworld/News/2010/September/23091001.asp>
- Vulakh, E. L.; Freidlin, E. G. & Gitis, S. S. (1975). Reaction of Substituted Benzoic Acids with Thionyl Chloride. *Zhurnal Organicheskoi Khimii*, Vol.11, pp. 1481-1486
- Wang, S. Y.; Kristian, N.; Jiang, S. P. & Wang, X. (2009). Controlled Synthesis of Dendritic Au@Pt Core-Shell Nanomaterials for Use as An Effective Fuel Cell Electrocatalyst. *Nanotechnology*, Vol.20.
- Yeston, J. (2010). Golden Selection. *Science*, Vol.330, pp. 153
- Zhang, W.; Li, L.; Du, Y. K.; Wang, X. M. & Yang, P. (2009). Gold/Platinum Bimetallic Core/Shell Nanoparticles Stabilized by a Fr,chet-Type Dendrimer: Preparation and Catalytic Hydrogenations of Phenylaldehydes and Nitrobenzenes. *Catalysis Letters*, Vol.127, pp. 429-436
- Zhou, S. G.; McIlwrath, K.; Jackson, G. & Eichhorn, B. (2006). Enhanced CO Tolerance for Hydrogen Activation in Au-Pt Dendritic Heteroaggregate Nanostructures. *Journal of the American Chemical Society*, Vol.128, pp. 1780-1781
- Zuffanti, S. (1948). Preparation of acyl chlorides with thionyl chloride. *Journal of Chemical Education*, Vol.25, pp. 481



Noble Metals

Edited by Dr. Yen-Hsun Su

ISBN 978-953-307-898-4

Hard cover, 426 pages

Publisher InTech

Published online 01, February, 2012

Published in print edition February, 2012

This book provides a broad spectrum of insights into the optical principle, resource, fabrication, nanoscience, and nanotechnology of noble metal. It also looks at the advanced implementation of noble metal in the field of nanoscale materials, catalysts and biosystem. This book is ideal not only for scientific researchers but also as a reference for professionals in material science, engineering, nonascience and plasmonics.

How to reference

In order to correctly reference this scholarly work, feel free to copy and paste the following:

Wei Lin (2012). Organic Aqua Regia: Discovery, Fundamentals, and Potential Applications, Noble Metals, Dr. Yen-Hsun Su (Ed.), ISBN: 978-953-307-898-4, InTech, Available from:

<http://www.intechopen.com/books/noble-metals/organic-aqua-regia-discovery-fundamentals-and-potential-applications>

INTech
open science | open minds

InTech Europe

University Campus STeP Ri
Slavka Krautzeka 83/A
51000 Rijeka, Croatia
Phone: +385 (51) 770 447
Fax: +385 (51) 686 166
www.intechopen.com

InTech China

Unit 405, Office Block, Hotel Equatorial Shanghai
No.65, Yan An Road (West), Shanghai, 200040, China
中国上海市延安西路65号上海国际贵都大饭店办公楼405单元
Phone: +86-21-62489820
Fax: +86-21-62489821

© 2012 The Author(s). Licensee IntechOpen. This is an open access article distributed under the terms of the [Creative Commons Attribution 3.0 License](https://creativecommons.org/licenses/by/3.0/), which permits unrestricted use, distribution, and reproduction in any medium, provided the original work is properly cited.

IntechOpen

IntechOpen