

We are IntechOpen, the world's leading publisher of Open Access books Built by scientists, for scientists

6,900

Open access books available

185,000

International authors and editors

200M

Downloads

Our authors are among the

154

Countries delivered to

TOP 1%

most cited scientists

12.2%

Contributors from top 500 universities



WEB OF SCIENCE™

Selection of our books indexed in the Book Citation Index
in Web of Science™ Core Collection (BKCI)

Interested in publishing with us?
Contact book.department@intechopen.com

Numbers displayed above are based on latest data collected.
For more information visit www.intechopen.com



Photonic Integrated Semiconductor Optical Amplifier Switch Circuits

R. Stabile and K.A. Williams
Eindhoven University of Technology
The Netherlands

1. Introduction

The acceptance of pervasive digital media has placed society in the Exabyte era (10^{15} Bytes). However the data centres and switching technologies at the heart of the Internet have led to an industry with CO₂ emissions comparable to aviation (Congress 2007). Electronics now struggles with bandwidth and power. Electronic processor speeds had historically followed Gordon Moore's exponential law (Roadmap 2005), but have recently limited at a few thousand Megahertz. Chips now get too hot to operate efficiently at higher speed and thus performance gains are achieved by running increasing numbers of moderate speed circuits in parallel. A bottleneck is now emerging in the interconnection network. As interconnection is increasingly performed in the optical domain, it is increasingly attractive to introduce photonic switching technology. While there is still considerable debate with regard to the precise role for photonics (Huang et al., 2003; Grubb et al., 2006; Tucker, 2008; Miller 2010), new power-efficient, cost-effective and broadband approaches are actively pursued. Supercomputers and data centers already deploy photonics to simplify and manage interconnection and are set to benefit from progress in parallel optical interconnects (Adamiecki et al., 2005; Buckman et al., 2004; Lemoff et al., 2004; Patel et al., 2003; Lemoff et al., 2005; Shares et al., 2006; Dangel et al., 2008). However, it is much more efficient to route the data over reconfigurable wiring, than to overprovision the optical wiring. Wavelength domain routing has been seen by many as the means to add such reconfigurability. Fast tuneable lasers (Gripp et al., 2003) and tuneable wavelength converters (Nicholes et al., 2010) have made significant progress, although bandwidth and connectivity remain restrictive so far. All-optical techniques have been considered to make the required step-change in processing speeds. Nonlinearities accessible with high optical powers and high electrical currents in semiconductor optical amplifiers (SOAs) create mixing products which can copy broadband information photonically (Stubkjaer, 2000; Ellis et al., 1995; Spiekman et al., 2000). When used with a suitable filter, these effects can be exploited to create photonic switches and even logic. However, the required combination of high power lasers, high current SOAs and tight tolerance filters is a very difficult one to integrate and scale. Hybrid electronic and photonic switching approaches (Chiaroni et al., 2010) are increasingly studied to perform broadband signal processing functions in the simplest and most power-efficient manner while managing deep memory and high computation functions electronically. This can still reduce network delay and remove power-consuming optical-electronic-optical conversions (Masetti et

al., 2003; Chiaroni et al., 2004). The SOA gate has provided the underlying switch element for the many of these demonstrators, leading to a new class of bufferless photonic switch which assumes (Shacham et al., 2005; Lin et al., 2005; Glick et al., 2005) or implements (Hemenway et al., 2004) buffering at the edge of the photonic network. Such approaches become more acceptable in short-reach computer networking where each connection already offers considerable buffering (McAuley, 2003). Formidable challenges still remain in terms of bandwidth, cost, connectivity, and energy footprint, but photonic integration is now striving to deliver in many of these areas (Grubb et al., 2006; Maxwell, 2006; Nagarajan & Smit, 2007).

This chapter addresses the engineering of SOA gates for high-connectivity integrated photonic switching circuits. Section 2 reviews the characteristics of the SOA gates themselves, considering signal integrity, bandwidth and energy efficiency. Section 3 gives a quantitative insight into the performance of SOA gates in meshed networks, addressing noise, distortion and crosstalk. Section 4 reviews the scalability of single stage integrated switches before considering recent progress in monolithic multi-stage interconnection networks in Section 5. Section 6 provides an outlook.

2. SOA gates

SOA gates exhibit a multi-Terahertz bandwidth which may be switched from a high-gain state to a high-loss state within a nanosecond using low-voltage electronics. The electronic structure is that of a diode, typically with a low sub-Volt turn on voltage and series resistance of a few Ohms. Photonic switching circuits using SOAs have therefore been relatively straight forward to implement in the laboratory. The required electrical power for the SOA gate is largely independent of the optical signal, thus breaking the link between rising energy consumption and rising line-rate which plagues electronics. SOA gates and the underlying III-V technologies also bring the ability to integrate broadband controllable gain elements with the broadest range of photonic components. A wide range of optical switch concepts based on SOAs have already been proposed to facilitate nanosecond timescale path reconfiguration (Renaud et al., 1996; Williams, 2007) performing favourably with the even broader range of high speed photonic techniques (Williams et al., 2005). Now we review the state of the art for the SOA gate technology itself, highlighting system level metrics in terms of signal integrity, bandwidth and power efficiency.

2.1 Signal integrity

The broadband optical signal into an amplifying SOA gate potentially accrues noise and distortion in amplitude and phase. Noise degrades signal integrity for very low optical input powers, while distortion can limit very high input power operation. The useful intermediate operating range, commonly described as the input power dynamic range (Wolfson, 1999), is therefore maximised through the reduction of the noise figure and increase in the distortion threshold. The signal degradation is generally characterised in terms of the additional signal power penalty required to maintain received signal integrity. Figure 1 quantifies power penalty degradation in terms of noise at low optical input powers and distortion at high optical input powers for the case of a two input two output 2x2 SOA switch fabric (Williams, 2006).

Noise originates primarily from the amplified spontaneous emission inherent in the on-state SOA gate. The treatment for optical systems has been most comprehensively treated for fiber amplifier circuits (Desurvire, 1994). The interactions of signals, shot noise, amplified

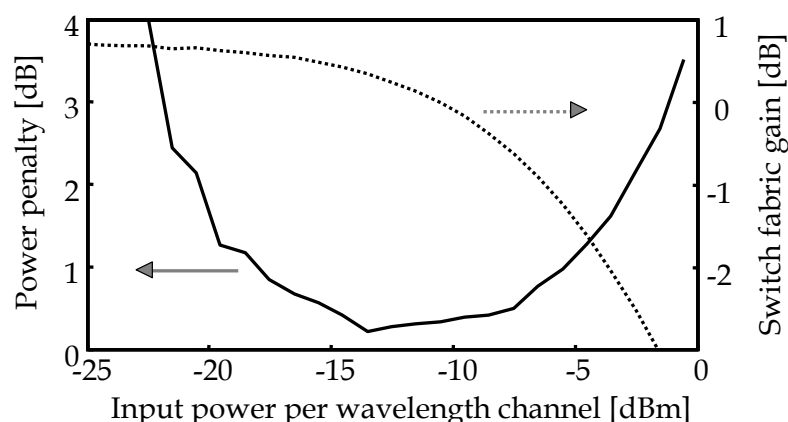


Fig. 1. Simulated input power dynamic range for a 2x2 SOA switch fabric (Williams, 2006)

spontaneous emission noise and the respective beat terms can require careful filtering and bandwidth management to ensure optimum performance. The alignment of optical signals with respect to the gain spectrum also impacts performance through the degree of population inversion. Noise may be managed through the minimisation of loss and the reduced requirement for high current amplifiers (Lord & Stallard, 1989). State of the art noise figures for fiber-coupled SOAs are of the order 6-8dB (Borghesani et al., 2003), depending on whether the structure is optimised for low-power input signals (pre-amplifiers) or power booster amplifiers (post-amplifiers). These values are higher than for fiber amplifiers, due to the losses in fiber to chip coupling and imperfect population inversion. The design focus has therefore been on reducing losses (Morito et al., 2005).

Distortion in the saturation regime results from the charge carrier depletion from the incoming data signal. When optical data signals are amplitude-modulated (on-off keyed), the signal can deplete charge carriers and therefore reduce gain on the timescale of the spontaneous lifetime. This leads to the time dependent patterning and therefore nonlinear distortions on the optical output signal waveform. This can be alleviated by changing the data format: Proposals range from wavelength keying (Ho et al., 1996; Kim & Chandrasekhar, 2000), wavelength domain power averaging (Mikkelsen et al., 2000; Shao et al., 1994), and wavelength coding (Roberts et al., 2005) for on-off keyed modulation. Increasingly popular constant power envelope formats (Wei et al., 2004; Cho et al., 2004; Ciaramella et al., 2008; Winzer, 2009) are also more resilient. Distortion is less evident for very low data rates where bit periods exceed the nanosecond time-scale spontaneous lifetime, and also for very high data rates where the longest sequence of bits are shorter than the spontaneous lifetime. Indeed, the optical transfer function can be considered as a notch filter and this mode of operation has already been exploited for noise suppression (Sato & Toba, 2001).

Pseudo random bit sequences are routinely used to assess data transmission. The longer 2^{31} patterns have been particularly important for point to point telecommunications links to stress-test all elements for the broadest bandwidth. The longest sequence of ones in a 2^{31} pattern remains at the same level for over 3ns for a 10Gbit/s sequence, and is thus sensitive to patterning (Burmeister & Bowers, 2006). However line rates of 100Gbit/s and above would lead to maximum length sequences shorter than the spontaneous lifetime. For higher line rates still, sophisticated optical multiplexing schemes are devised, and the concept of the pattern length becomes less meaningful: Wavelength multiplexing measurements commonly decorrelate replicas of the same signals (Lin et al., 2007), while optically multiplexed signals use calibrated interleavers available only for the shortest 2^7 pattern

sequences (Albores et al., 2009). Packet switched test-beds impose more fundamental constraints: a 2^{31} sequence contains over two billion bits, far exceeding any likely data packet length. Codes for receiver power balancing and packet checking also limit the effective pattern lengths, and therefore shorter sequences are commonly used.

Techniques to increase the distortion threshold are readily understood through a manipulation of the steady state charge carrier rate equation. Equation 1 approximates the rate of change of charge carriers (left) in terms of the injected current, stimulated amplification, and spontaneous emission (right). The steady state condition is defined when the derivative tends to zero ($dN/dt \rightarrow 0$).

$$dN/dt = I/eV - \Gamma dg/dn(N-N_0)P - N/\tau_s \rightarrow 0 \quad (1)$$

The terms in Equation 1 correspond to the injected current I into active volume V . N represents the charge carrier density, Γ is the optical overlap integral describing the proportion of amplified light which overlaps with the active layer. dg/dn is the differential gain and N_0 is the transparency carrier density. τ_s is the charge carrier lifetime. By defining a gain term $G = dg/dn(N-N_0)$ it is possible to substitute out the unknown carrier density variable N in Equation 1 and derive an expression for gain saturation by rearranging equation (1):

$$G(1 + \Gamma\tau_s dg/dn P) = g(\tau_s I/eV - N_0) \quad (2)$$

In the linear limit, the photon density P tends to zero, and the right hand side variables may be approximated by one linear gain term $G_{linear} = g(\tau_s I/eV - N_0)$. A general expression for gain G may thus be defined in terms of a linear gain G_{linear} , photon density P and a photon density saturation term such that $G = G_{linear}/(1 + P/P_{saturation})$. Saturation is now simply defined in terms of optical overlap integral Γ , carrier lifetime τ_s and differential gain dg/dn (Equation 3) and it turns out that each of these parameters can be exploited to reduce distortion.

$$P_{saturation} = (\Gamma\tau_s dg/dn)^{-1} \quad (3)$$

The optical overlap integral is defined by the waveguide design which has been chosen to confine the carriers and the optical mode. While bulk active regions offer the highest confinement, quantum wells (in reducing numbers) allow for an increase in distortion threshold with output saturation powers of order +15dBm and higher being reported (Borghesani et al., 2003; Morito et al., 2003). Quantum dot epitaxies allow even further reductions in optical overlap for the highest reported saturation powers (Akiyama et al., 2005). Tapered waveguide techniques additionally offer improved optical power handling (Donnelly et al., 1996; Dorgeuille et al., 1996). Optimising optical overlap does however have implications for current consumption, electro-optic efficiency and signal extinction in the off-state.

The carrier lifetime can be speeded up using an additional optical pump (Yoshino & Inoue, 1996; Pleumeekers et al., 2002; Yu & Jeppesen, 2001; Dupertuis et al., 2000). A natural evolution of this, gain clamping (Tiemeijer & Groeneveld, 1995; Bachman et al., 1996; Soulage et al., 1994), has also been extensively studied as a means to increase the distortion threshold. Here the amplification occurs within a lasing cavity and so an out-of-band oscillation defines the carrier density N at the threshold gain condition through fast stimulated emission. Gain clamping can increase the distortion threshold by several decibels (Wolfson, 1999; Williams et al., 2002) and can even be extended to allow variable gain (Davies et al., 2002).

The differential gain term in equation 2 describes how the change in complex dielectric constant amplifies the optical signal. This parameter may be engineered through epitaxial

design. The associated differential refractive index modulation, commonly approximated by a line-width broadening coefficient, can also be exploited to suppress distortion. Fast chirped components may be precision filtered from slower chirped components in the output signal to enhance the effective bandwidth (Inoue, 1997; Manning et al., 2007). While the approach does remove energy from the optical signal, it also enables some of the most impressive line rates in all-optical switching (Liu et al., 2007).

2.2 Bandwidth

SOA gates may be characterised by a number of time-constants and bandwidths. The Gigahertz speed at which the circuit may be electronically reconfigured is determined primarily by the spontaneous recombination lifetime and any speed-up technique employed (section 2.1). While this time constant has an impact on the durations of packets and guard-bands in a packet-type network, this does not directly impact the signalling speed, where the multi-Terahertz optical gain bandwidth of the SOA becomes important. These limits are now discussed in the context of state of the art.

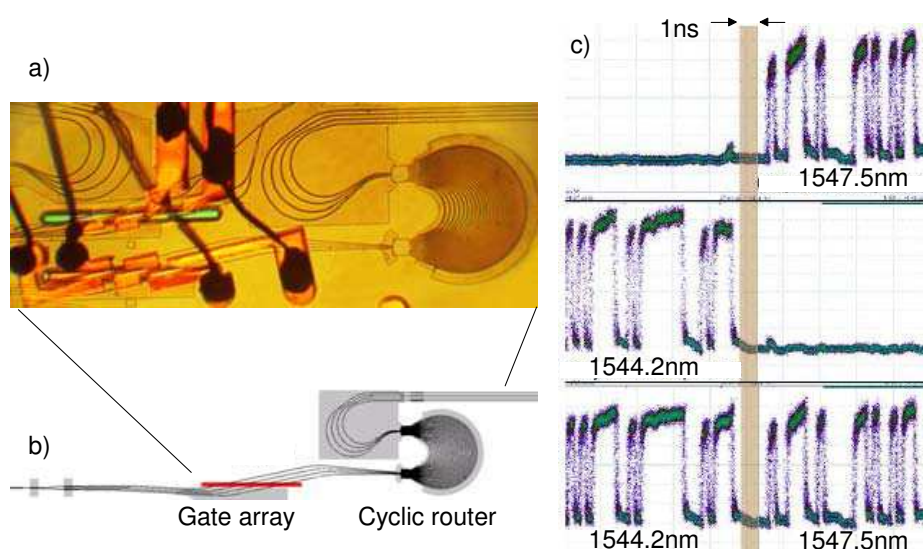


Fig. 2. Dynamic routing with nanosecond switching windows for a SOA cyclic router (Rohit et al., 2010):

- a) The microscope photograph for the SOA gate array and arrayed waveguide cyclic router
- b) The waveguide arrangement for the single input, multiple output circuit
- c) Time traces showing the selecting and routing of wavelength channels

The electronic switching time from high gain to high loss is limited primarily by the spontaneous recombination lifetime with reports routinely in the nanosecond range (Dorgeuille et al., 1998; Kikichi et al., 2003; Albores-Mejia et al., 2010; Rohit et al., 2010; Burmeister & Bowers, 2006), enabling comparable nanosecond duration dark guard bands between data packets. Figure 2 shows how such fast switching speeds can be exploited in the routing of data in a SOA-gated router. Schemes for label based routing have been reported using comparable approaches (Lee et al., 2005; Shacham et al., 2005).

Real time current control has been considered as a means to ensure optimum operating characteristics of the individual SOA gates. Techniques range from the monitoring of the narrow-band tone (Ellis et al., 1988) and broad-band data (Wonfor et al., 2001) on the SOA

electrodes themselves through to customised monitor diodes (Tiemeijer et al., 1997) and integrated power monitoring (Newkirk et al., 1992; Lee et al., 2005). Hierarchical approaches have also been proposed to enable the management of photonic parameters independently of the digital switch state (White et al., 2007). The possibility to react to thermal transients within the circuit, and even enable self calibration is increasingly important as circuit complexity evolves. This abstraction of the physical layer becomes increasingly important as network level functions such as self-configuration are considered (Lin et al., 2005).

Signalling line-rates of up to 40Gbit/s have been demonstrated using SOAs in a transmission environment (Brisson et al., 2002), and also for integrated switch elements (Burmeister & Bowers, 2006). To extend beyond 40Gb/s requires optical multiplexing. Here SOAs have been demonstrated for in-line amplification for multiwavelength transmission (Reid et al., 1998; Jennen et al., 1998; Sun et al., 1999). The early experiments operated the SOAs within the saturation regime, but later demonstrations in the linear regime with reduced crosstalk enable hundreds of Gbit/s WDM transmission (Spiekman et al., 2000).

Optically transparent networking becomes feasible once the circuit elements become polarisation insensitive. Polarisation properties are engineered through the design of the waveguide dimensions and the radiative transitions in the active media. The latter are tailored using epitaxially defined strain. A broad range of reports have demonstrated polarisation independent operation for both bulk (Emery et al., 1997; Dreyer et al., 2002; Morito et al., 2000; Kakitsuka et al., 2000; Morito et al., 2003; Morito et al., 2005) and quantum wells SOAs (Godefroy et al., 1995; Kelly et al., 1997; Ougazzadeu, 1995; Tiemeijer et al., 1996).

2.3 Energy

The energy efficiency for an interconnection network is commonly quantified in terms of energy requirement per bit and includes the full end-to-end digital power usage. This concise metric allows for a cross-comparison with electronic switching fabrics, and assists with the road-mapping for CMOS technology. Figure 3 shows schematic arrangement for two example photonic interconnection networks with electronic and photonic switching. Photonic links remove transmission losses from the comparison, allowing a focus on the switch technologies themselves. At the time of writing, state of the art vertical cavity laser array transceivers with multimode fibers enabled energy efficiencies of a few picoJoules per bits, and distributed feedback lasers on silicon are being developed for reduced power consumption single mode fiber transceivers. Transceiver technologies dominate the interconnect power budget and a prime motivator for optical switch research has now become the replacement of large numbers of power consuming transceivers with a smaller, data agnostic switch circuit, to remove power draining OEO conversions and excess packaging.

Photonic integration reduces optical losses by minimising the number of on-off-chip connections. This additionally improves noise performance and reduce operating gain for the SOA gates. This is important as it is the current used for amplification, non-radiative and spontaneous recombination which ultimately determines energy consumption. If the non-radiative currents become too high, and Joule heating in the resistive p-layers of the SOA gates becomes significant, this can lead to a spiralling reduction in available gain, and the need for significant heat extraction. Spot-size conversion (Morito et al., 2003) is increasingly implemented to remove the losses between the SOA chip and the off-chip network elements, such as the fiber patch-cords.

Cooler-free operation is now mandatory for data communications transceivers, but remains unthinkable in many high performance telecommunications links. Integrated circuits

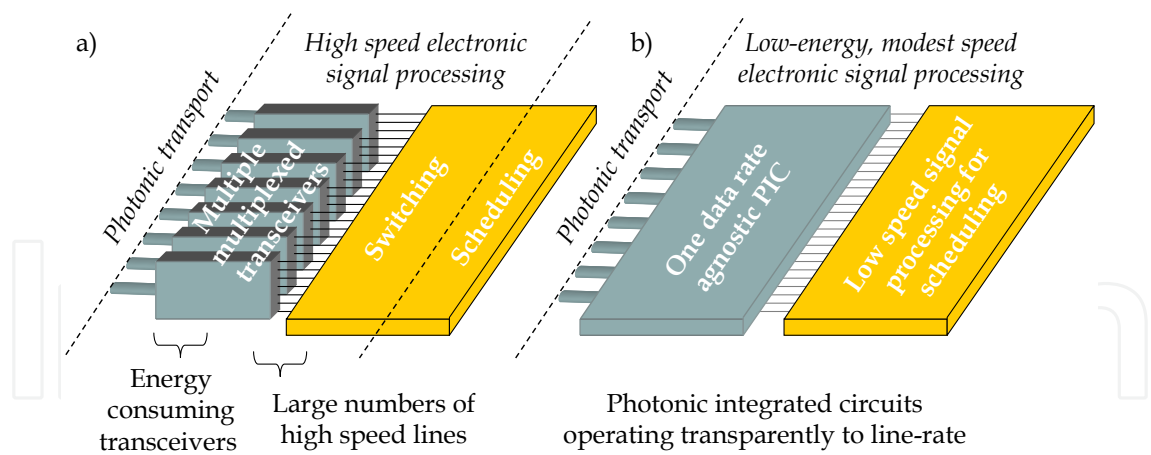


Fig. 3. Schematic diagrams highlighting the motivation for hybrid photonic switch matrices with electronic switch (left) and photonic switch (right)

exploiting semiconductor optical amplifiers are however well suited to uncooled operation due to the broad spectral bandwidth. Initial reports have been promising. Uncooled operation for a quantum dot SOA has been demonstrated for a wide temperature range up to 70 °C (Aw et al., 2008), providing 19dB of optical gain at high temperatures with negligible 0.1dB system penalty at 10Gb/s. Aluminium containing quaternaries, used for the highest performance uncooled 10Gb/s data communications lasers, have also been used for SOAs. These epitaxial designs allow for enhanced electronic confinement and therefore excellent electronic injection efficiency at high temperature. SOAs have also been operated at 45°C such that the packaged SOA module may operate with sub-Watt operating power over the temperature range 0-75°C (Tanaka et al., 2010).

3. Networks

High-connectivity, multi-port electronic switches exploit multi-stage interconnection networks (Dally & Townes, 2004; Kabacinski, 2005) and photonic networks are also set to benefit from such approaches. Figure 4 shows an example of a switch network proposed to allow the scaling of a SOA broadcast select architecture with four outputs per stage using the hybrid Clos/broadcast-and-select architecture (White et al., 2009).

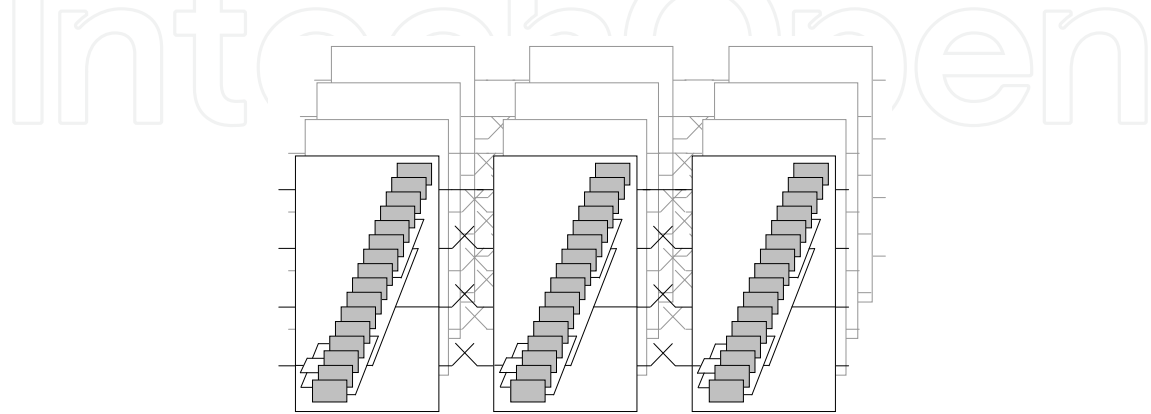


Fig. 4. An example multi-stage switch architecture showing parallel scaling and serial interconnection of SOA gates

A 4x4 broadcast and select switch using SOA gates is placed within each of the twelve switch cells. These are interconnected to each other in three stages to create the larger 16x16 network. Both serial and parallel interconnection of SOA gates is required for the multistage interconnection networks. The interactions between SOA elements in such an architecture is now considered, firstly in terms of signal evolution through the cascaded network, and secondly in terms of crosstalk from incompletely extinguished signals from interferer paths.

3.1 Cascaded networks

The concatenation of multiple SOAs in amplified transmission and switching networks can lead to aggregated noise and distortion. The build-up of noise between stages can be minimised through reduction in gain and loss (Lord & Stallard, 1989). Reflections at the inputs and outputs of the SOA gates were particularly problematic in the early literature (Mukai et al., 1982; Grosskopf et al., 1988; Lord & Stallard, 1989), but can now be minimised through integration (Barbarin et al., 2005) and facet treatments (Buus et al., 1991). The residual distortion of signals (Section 2.1) can additionally build up with increasing numbers of SOA gates, leading to a reduction in the input power dynamic range, and ultimately the power penalty itself.

The largest cascaded networks of SOAs have been studied using recirculating loops, where a signal is switched into and out of a loop with an amplifier and a loss element. The signal circulates for predetermined numbers of iterations – often this is varied as part of the study – and is then assessed for signal degradation. Up to forty cascades have been feasible while maintaining an eye pattern opening – good discrimination between logical levels – for 10Gb/s data sequences (Onishchukov et al., 1998). Studies have also considered transmission over individual fiber spools and field installed fiber spans. Figure 5 summarises many of the leading reports into signal degradation with increasing number of SOAs. Data points are included for a pioneering research teams including those at Philips (Kuindersma et al., 1996; Smets et al., 1997; Jennen et al., 1998) and Bell Labs (Olsson, 1989; Ryu et al., 1989). The evidence suggests that power penalty can be modest for reasonably low levels of cascaded amplifiers, with a steady degradation in penalty as cascade numbers approach ten or more SOAs even when circuits are operated with high levels of gain. It is

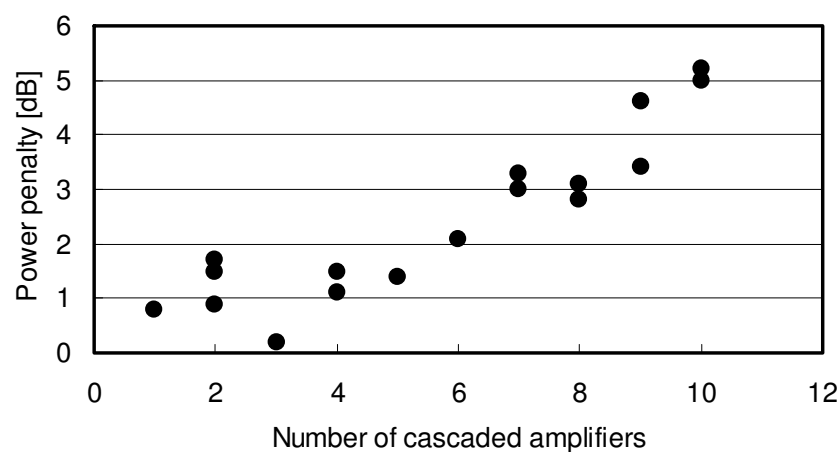


Fig. 5. Power penalty in transmission experiments for cascaded semiconductor optical amplifiers

worth noting that much of this data predates the innovative low distortion amplifier designs developed over the last decade. Operating parameters can nonetheless become increasingly stringent with important implications for control systems (Section 2.2).

3.2 Crosstalk

The aggregation of stray signals from disparate locations in a switch network leads to crosstalk. Contributions may be separated into coherent leakage, incoherent leakage, and cross gain modulation within co-propagating wavelength multiplexes. Coherent crosstalk was identified as a particularly troublesome source of signal degradation for large-mesh, optically-transparent, telecommunications networks. Channels unintentionally combined with either remnants of themselves or other identical wavelengths lead to interferometric beating (Legg et al., 1994). Coherent crosstalk with long timescale fluctuations compromises threshold setting in receivers. The resulting beat noise incurs large power penalties and bit error floors (Gillner et al., 1999). If the path length differences are minimised to less than one bit period and the wavelengths are stable, as might be anticipated in a monolithic multistage network, phase difference becomes invariant and less problematic (Dods et al., 1997). Coherent crosstalk can incur an overhead of order 10dB on the crosstalk requirement (Goldstein et al., 1994; Goldstein & Eskildsen, 1995; Eskildsen & Hansen, 1997) and this has led some to suggest a -40dB extinction ratio requirement for telecommunication networks using an optical switch technology (Larsen and Gustavsson, 1997). Figure 6 summarises representative quantifying the role of crosstalk on signal degradation. Coherent crosstalk is identified with open symbols, while the closed symbols represent incoherent crosstalk measurements and calculations. The calculations performed by Buckman are also included for the cases of Gaussian and numerically determined distributions for incoherent crosstalk characteristics. It is evident from figure 6 that the level of crosstalk which may be accommodated is significantly higher for incoherent forms of crosstalk (Goldstein et al., 1994; Buckman et al., 1997; Yang & Yao, 1996; Jeong & Goodman, 1996; Albores-Mejia et al., 2009).

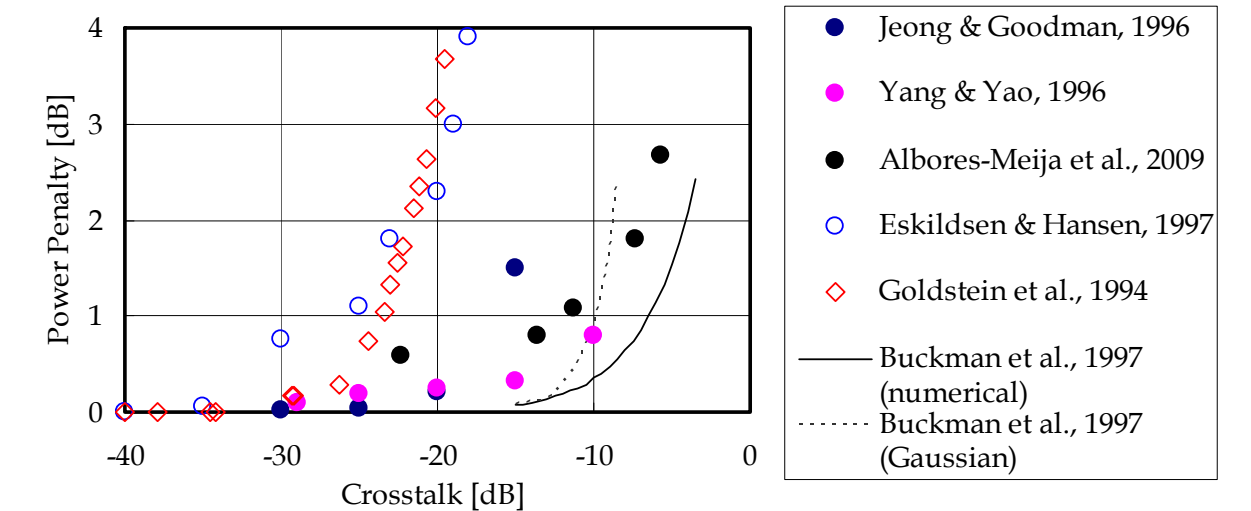


Fig. 6. Crosstalk incurred penalty in SOA networks

Switch extinction ratio is related to crosstalk at the circuit level. A worst case approximation for crosstalk build up in a given path is simply the sum of signal leakage contributions in each switch in the path (Saxtoft & Chidgey, 1993). Cumulated crosstalk ratio may be described as the product of the number of stages between an input and output N_{stages} , the number of interferer inputs at each stage with radix N_{radix} , and the extinction ratio of the switch element $X_{extinction}$:

$$\Sigma X_{crosstalk} = N_{stages} \cdot (N_{radix} - 1) \cdot X_{extinction} \quad (4)$$

While the approach can be a useful guide for low channel counts, this can lead to overestimated power penalty at high channel counts (Buckman et al., 1997) due to statistical averaging (see for example Section 2.1). Nonetheless extinction ratios achieved for SOA gates are commonly reported in the 40dB range (Larsen & Gustavsson, 1997; Varazza et al., 2004, Tanaka et al., 2009; Albores-Mejia et al., 2010; Stabile et al., 2010).

Inter-wavelength crosstalk has been studied across architectures. Many early switch architectures assumed one wavelength per switch element in multiwavelength fabrics, and this called for a multi-domain description of spatially- and spectrally-originating crosstalk (Gillner et al., 1999; Zhou et al., 1994; Zhou et al., 1996). Recent requirements for massive data capacities have led recent work to focus on multi-wavelength routing where inter-wavelength crosstalk can occur through cross gain modulation (Oberg & Olsson, 1988; Inoue, 1989; Summerfield & Tucker, 1999).

4. Multi-port switches

Creating multi-port switches from SOA gates requires additional interconnecting passive circuit elements. As the techniques and technologies for creating integrated power splitters, low-loss wiring, low-radius bends, corner mirrors and waveguide crossings have evolved, the levels of integration have allowed connectivity to increase from two to four and eight output ports.

4.1 Two port switch elements

The broadest range of switching and routing concepts have been demonstrated for the simplest two input two output multiport switches. The SOA gate based switches can be classified as interferometric or as broadcast and select. The former should allow near complete coupling of optical power into the desired path, enabling the removal of unnecessary and undesirable energy loss. The latter allows a broader range of network functionality, including broadcast and multicast.

Interferometric schemes include the exploitation and frustration of multimode interference in matrices of concatenated 1x2 MMI switches (Fish et al., 1998), vertical directional couplers (Varazza et al., 2004) and gated arrayed waveguide grating based switches (Soganci et al., 2010). The first two approaches lend themselves well to cross-grid architectures and have been demonstrated at 4x4 connectivity. The incorporation of SOA gates with an interferometer also offers enhanced extinction ratio. The switched arrayed waveguide grating approach is also scalable, although only as a 1xN architecture.

Broadcast and select architectures have been more widely studied as they are intrinsically suited to conventional laser based processing methods and epitaxies. The SOA gates are able to overcome losses associated with the splitter network, allowing zero fiber-to-fiber

insertion loss at modest currents. Selective area epitaxy has allowed the separate optimisation of active and passive circuit components required for insertion-loss-free operation (Sasaki et al., 1998; Hamamoto & Komatsu, 1995). The splitting and combining functions have been implemented using Y-couplers (e.g. Lindgren et al., 1990), multimode interference couplers (e.g. Albores-Mejia et al., 2009) or arrangements of total internal reflecting mirrors (e.g. Himeno et al., 1988; Gini et al., 1992; Burton et al., 1993; Sherlock et al., 1994; Williams et al., 2005). Chip footprints of below 1mm^2 have been achieved in this manner. Figure 7 shows the example of the mirrors created in an all active switch design interconnecting eight SOA gates in a cross-grid array. The input and output guides include a linearly tapered mode expander, which terminates at one of four splitters. The splitters comprised 45° totally internal reflecting mirror which partially intersect the guided mode. Part of the light is routed into the perpendicular guide and the remaining part is routed to the through path.




Fig. 7. Two port integrated switch circuit (left) within a footprint of under 1mm^2 using (right) ultracompact total internal reflecting mirrors (Williams et al., 2005)

Microbends offer a route to even further size reductions, while addressing a tolerance to fabrication variability (Stabile & Williams, 2010). Whispering gallery mode operation is predicted to give order of magnitude relaxation in required tolerances with respect to single mode microbends. Polarization conversion can also be maintained below 1% with appropriately designed structures.

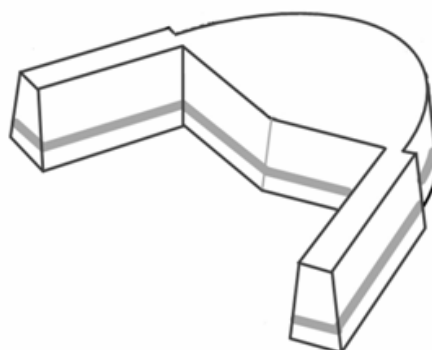


Fig. 8. Schematic diagram for a fabrication tolerant whispering gallery mode bend for high density switch circuits (Stabile & Williams, 2010)

Quantum dot epitaxies have also been considered to exploit anticipated advantages for broadband amplification, low distortion and low noise (Akiyama et al., 2005). The first monolithic 2x2 switch demonstration has been performed for the 1300nm spectral window (Liu et al., 2007) showing negligible power penalty of <0.1dB for 10Gb/s data routing. The first demonstrations in the 1550nm window followed, showing excellent power penalties of order 0.2dB for 10Gbit/s data routing (Albores-Mejia et al., 2009). Multiple monolithically integrated 2x2 circuits have also been demonstrated with 0.4-0.6dB penalty showing only a weak signal degradation as quantum dot circuit elements are incorporated in larger switch fabrics (Albores-Mejia et al., 2008).

4.2 Four port switch elements

Single stage four port switches have been implemented for a number of broadcast and select configurations (Gustavsson et al., 1992; Bachmann et al., 1996; Larsen & Gustavsson, 1997; van Berlo et al., 1995; Sasaki et al., 1998). Electrode counts of between sixteen and twenty-four result, depending on whether additional on-chip amplification is required to overcome circuit losses. This can add considerable complexity to circuit layout and is a potential limit to single stage scaling. The first transmission experiments were reported for 50 km distances at 2.488 Gbit/s, with less than 1 dB power penalty (Gustavsson et al., 1992) with an input power dynamic range of over 10dB. Wavelength division multiplexed transmission was also demonstrated with four 622 Mb/s wavelength channels spaced equally from 1548-1560nm (Almstrom et al., 1996). Field trials at 2.5 Gbit/s were performed with three switch circuits in a 160 km fiber-optic link. The majority of studies have been restricted to modest data capacities between one input port and one output port (Gustavsson et al., 1992; Gustavsson et al., 1993; Djordjevic et al., 2004).

Multi-port dynamic routing has recently been demonstrated for a 4x4 switch using a round-robin scheduler and nanosecond-speed control electronics (Stabile et al., 2010). Figure 8 shows the monolithic photonic circuit on the left, and the output signals on the right. The SOA gates are sequentially biased to enable the routing of the inputs to the outputs. The right hand figures show the time traces recorded for each of the outputs, showing data packets from each available input. Rotating priority (round-robin) path arbitration allows the simplest control algorithm with only one input clock signal, abstracting the photonic complexity from the logic control plane.

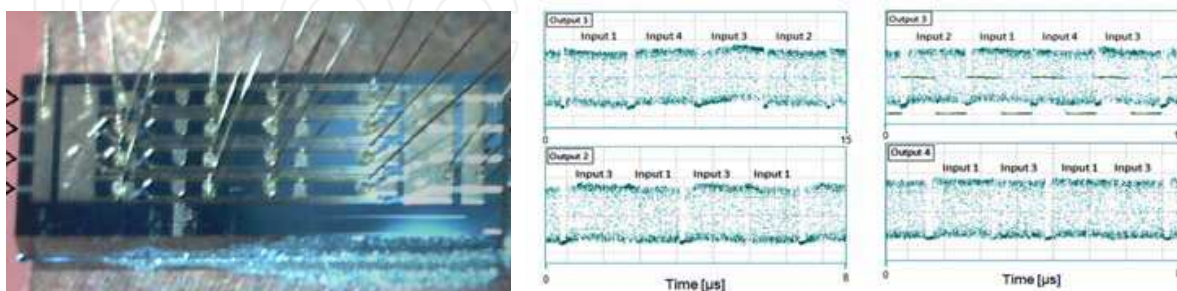


Fig. 8. Four port integrated switch circuit within 4mm² showing dynamic multi-path routing (Stabile et al., 2010)

Multi-path routing has also been assessed for wavelength multiplexed inputs to three ports in a discretely populated switching fabric. Field programmable gate arrays enabled the

synchronisation of switching and diagnostics. A power penalty in the range of 0.3–0.6 dB was observed due to multi-path crosstalk and a further power penalty in the range of 0.4–1.2 dB was incurred through dynamic routing (Lin et al., 2007).

Connection scaling studies have allowed insight into the available power margins for SOA switch fabrics operating at high line wavelength division multiplexed line-rates. The potential for single-stage 8×8 switches at a data capacity of 10×10 Gbit/s is predicted with a 1.6dB power margin, identifying a potential route to Tbit/s switch performance in a single-stage low-complexity switch fabric (Lin et al., 2006).

4.3 Eight port switch elements

Scaling to even higher levels of connectivity have been constrained by existing waveguide crossing and waveguide bend techniques, and this is most clearly evidenced by the dearth of single stage 8×8 switches. Researchers realising high connectivity single stage switches have therefore focussed efforts on 1×8 monolithic connectivity.

Array integration has been explored as the first step towards large scale monolithic integration (Dorgeuille et al., 1998; Suzuki et al., 2001; Sahri et al., 2001; Kikuchi et al., 2003; Tanaka et al., 2010). The packaged array of 32 gain clamped SOA gates (Sahri et al., 2001) has enabled the most extensive system level assessments in telecommunications test-beds (Dittmann et al., 2003). Implementation of arrays of eight gates have also led to the early demonstrations of 8×8 optical switching matrices based on SOA gate arrays with 1.28Tbit/s (8×16×10Gb/s) aggregate throughput (Dorgeuille et al., 2000). These approaches rely on fiber splitter networks.

Quantum dot all-active epitaxial designs (Wang et al., 2009) have been implemented using multi-electrode amplifiers to create the separate SOA gates. The input channel is split to the eight output gates by means of three stages of on-chip 1×2 MMI couplers. The use of low splitting ratios is expected to allow more reproducible optical output power balancing. The excellent measured power penalties allow the cascading of two stages which should enable 1×64 functionality.

Active-passive regrown wafers (Tanaka et al., 2009) have also been used to create compact monolithic 1×8 switches. The thin tensile-strained MQW active layers used for the SOA gates allow for an optimisation of output saturation power, noise, and polarization insensitivity. A compact circuit footprint is facilitated by using a high density chip to fiber coupling and through the use of a field flattened splitter to create a uniform split ratio 1×8 in a highly compact 250 μm structure. This approach exhibits an on-state gain of 14.3 dB which is largely wavelength and temperature insensitive. A path to path gain deviation of order 3.0 dB is also achieved. Extinction ratios of order -70dB were reported with an extensive input power dynamic range of 20.5 dB for 10-Gbit/s signals. The high levels of gain overcome the additional off-chip splitter losses which are incurred when combining eight such circuits to construct an 8×8 switching fabric (Kinoshita, 2009).

5. Multi-stage interconnection networks

A broad range of multi-stage networks have been studied for photonic networks (Beneš, 1962; Wu & Feng, 1980; Spanke & Beneš, 1987; Hluchyj & Karol, 1991; Shacham & Bergman, 2007). The constraints imposed in SOA gate based networks lead to a preference for smaller numbers of stages (Williams et al., 2008; White et al., 2009). Simulations are presented to

provide insight into the scalability of multi-stage photonic networks. Then examples of multistage networks are given for 2x2 and 4x4 building blocks, highlighting the state of the art for connectivity, the numbers of integrated stages and line-rate.

Numerical simulations for the physical layer have been performed using travelling wave amplifier modelling which inherently accounts for noise and distortion and allows for wavelength multiplexed system simulation (Williams et al., 2008). Connectivity limits for Tbit/s photonic switch fabrics are studied by scaling the number of splitters in a three stage switch fabric: An intermediate loss between each SOA gate accounts for the radix of the switch element. A 3.5dB loss describes each 1x2 splitter or coupler element in the circuit. Figure 9 summarises the dimensioning simulations by presenting input power dynamic range as a function of the number of splitters per stage. Power penalty contours are given for 1dB and 2dB power penalties to show tolerated inter-stage losses and therefore connectivity.

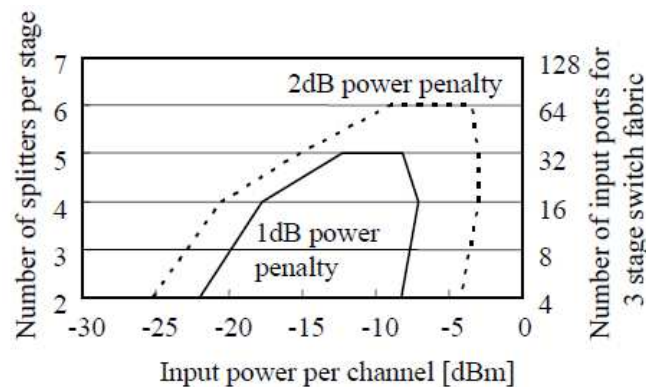


Fig. 9. Simulated power penalty in increasing connectivity SOA gate switching networks Optical data rate at 10λx10Gbit/s using on-off keyed data format (Williams et al., 2008)

Input power dynamic range for 10λx10Gb/s wavelength multiplexed data is seen to reduce both with the number of switch stages and the optical loss between each switch stage. The dynamic range specified for a 1dB power penalty over three stages is observed to exceed 10dB for the four splitter architectures, which is equivalent to a three stage 16×16 switch. For the case of six splitters, a 5dB dynamic range for 2dB power penalty is indicative of viable performance for a 64×64 interconnect based on 8×8 switch stages. Large test-beds exploiting multiple stages of discrete SOA gates have supported these findings. Wavelength multiplexed routing in a 12×12 switch exploiting three stages of concatenated 1×2 SOA-switches enables Terabit class interconnection (Liboiron-Ladouceur et al., 2006). Two stages of SOA gates are implemented in a 64×64 wavelength routed architecture proposed for supercomputers (Luijten & Grzybowski, 2009).

Connectivity for integrated photonic circuits has recently been increased to record levels through the use of the Clos-Broadcast/Select architecture highlighted in Figure 4. Three stages of four 4x4 switch building blocks were integrated within the same circuit (Wang et al., 2009) to demonstrate the first 16×16 port count optical switches using an all-active AlGaInAs quantum well epitaxy. Paths in the circuit have enabled 10Gbit/s routing with 2dB circuit gain and a power penalty of 2.5dB. The electrical power consumption of the all-active chip is estimated to be 12W for a fully operational circuit, which corresponds to a modest power density of 0.3W/mm². The power consumption could be approximately halved by replacing the current active shuffle networks with their passive equivalents.

Capacity has also recently been increased to record 320Gb/s line-rates per path for a multi-stage photonic interconnection network (Albores-Mejia et al., 2010). This represents both the leading edge in the number of monolithically integrated switching stages and the highest reported line rates through a switching fabric. Bit error rate studies show only modest levels of signal degradation. The circuit is presented in Figure 10. The N-stage planar architecture includes up to four serially interconnected crossbar switch elements in one path, and is representative of a broader class of 2x2 based multistage interconnection networks. The step change in line rate is believed to be attributable to the use of the active-passive epitaxial regrowth, which allows the separate optimisation of gates and routing circuits.

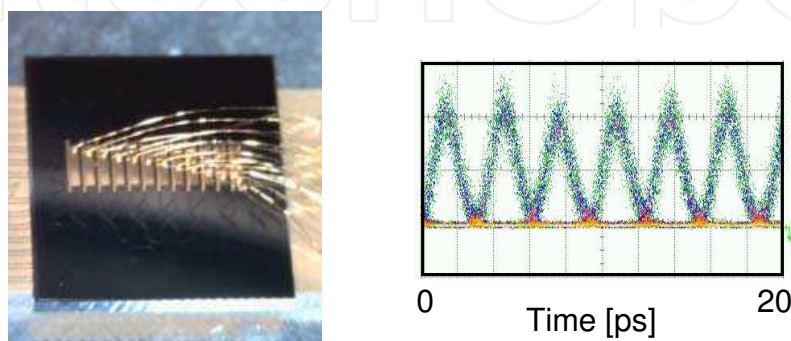


Fig. 10. Photograph of a four port multistage interconnection network, and right, the eye diagrams after four stages of integrated crossbars for 320Gb/s (Albores-Mejia et al., 2010)

6. Conclusion

Integrated photonics is poised to become a key technology where the highest signalling speeds are required. The numbers of integrated optoelectronic components which can be integrated on a chip can rise significantly, and with this, the sophistication of circuit functions can be expected to grow. The critical parameters required for high capacity, high connectivity switching circuits have now been demonstrated, and the challenge is to devise architectures that are able to simultaneously match performance with energy efficiency and integration. A symbiotic relationship between massive bandwidth photonic circuits and intelligent electronic control circuits could well evolve to create a generation of ultrahigh speed signal processors.

7. References

- Adamiecki, A., M. Duelk and J.H. Sinsky, "25 Gbit/s electrical duobinary transmission over FR-4 backplanes", *Electronics Letters*, 41, 14, 826-827, (2005)
- Akiyama, T., M. Ekawa, M. Sugawara, K. Kawaguchi, H. Sudo, A. Kuramata, H. Ebe and Y. Arakawa, "An ultrawide-band semiconductor optical amplifier having an extremely high penalty-free output power of 23 dBm achieved with quantum dots", *Photonic Technology Letters*, 17, 8, 1614-1616, (2005)
- Albores-Mejia, A., K.A. Williams, T. de Vries, E. Smalbrigge, Y.S. Oei, M.K. Smit, S. Anantathanasarn, R. Notzel, "Scalable quantum dot optical Switch matrix in the 1.55 μm wavelength range", *Proceedings Photonics in Switching*, Paper D-06-4 (2008)

- Albores-Mejia, A., K.A. Williams, T. de Vries, E. Smalbrugge, Y.S. Oei, M.K. Smit and R. Notzel, "Integrated 2 x 2 quantum dot optical crossbar switch in 1.55 μm wavelength range", *Electronics Letters*, 45, 6, 313-314, (2009)
- Albores-Mejia, A., K.A. Williams, F. Gomez-Agis, S. Zhang, H.J.S. Dorren, X.J.M. Leijtens, T. de Vries, Y.S. Oei, M.J.R. Heck, L.M. Augustin, R. Notzel, D.J. Robbins, M.K. Smit, "160Gb/s serial line rates in a monolithic optoelectronic multistage interconnection network", *proceedings 17th Annual IEEE Symposium on High-Performance Interconnects*, New York, (2009)
- Albores-Mejia, A., K.A. Williams, T. de Vries, E. Smalbrugge, Y.S. Oei, M.K. Smit, and R. Notzel, "Low power penalty monolithically-cascaded 1550nm-wavelength quantum-dot crossbar switches", *proceedings Optical Fiber Conference*, (2009)
- Albores-Mejia, A.F. Gomez-Agis, H.J.S. Dorren, X.J.M. Leijtens, M.K. Smit, D.J. Robbins and K.A. Williams, "320Gb/s data routing in a monolithic multistage semiconductor optical amplifier switching circuits", *proceedings European Conference on Optical Communications*, Invited paper, We.7.E.1, (2010)
- Albores-Mejia, A., F. Gomez-Agis, S. Zhang, H.J.S. Dorren, X.J.M. Leijtens, T. de Vries, Y.S. Oei, M.J.R. Heck, R. Notzel, D.J. Robbins, M.K. Smit and K.A. Williams, "Monolithic multistage optoelectronic switch circuit routing 160Gb/s line-rate data," *Journal of Lightwave Technology*, to appear, (2010)
- Almstrom, E., C.P. Larsen, L. Gillner, W.H. van Berlo, M. Gustavsson and E. Berglind, "Experimental and analytical evaluation of packaged 4x4 InGaAsP/InP semiconductor optical amplifier gate switch matrices for optical networks", *Journal of Lightwave Technology*, 14, 6, 996-1004, (1996)
- Aw E.T., H. Wang, M.G. Thompson, A. Wonfor, R.V. Penty, I.H. White, A.R. Kovsh, "Uncooled 2x2 quantum dot semiconductor optical amplifier based switch", *Proceedings Conference on Lasers and Electro-Optics*, (2008)
- Bachmann, M., P. Doussiere, J.Y. Emery, R. N'Go, F. Pommereau, L. Goldstein, G. Soulage and A. Jourdan, "Polarisation-insensitive clamped-gain SOA with integrated spot-size converter and DBR gratings for WDM applications at 1.55 μm wavelength", *Electronics Letters*, 32, 22, 2076-2078, (1996)
- Barbarin, Y., E.A.J.M. Bente, C. Marguet, E.J.S. Leclere, J.J.M. Binsma and M.K. Smit, "Measurement of reflectivity of butt-joint active-passive interfaces in integrated extended cavity lasers", *Photonics Technology Letters*, 17, 11, 2265-2267, (2005)
- Beneš, V. "On rearrangeable three stage connecting networks," *Bell Systems Technology Journal* XLI, 1481-1492 (1962).
- Borghesani, A., N. Fensom, A. Scott, G. Crow, L. Johnston, J. King, L. Rivers, S. Cole, S. Perrin, S. Scrase, G. Bonfrate, A. Ellis, I. Lealman, G. Crouzel, L.H.K. Chun, A. Lupu, E. Mahe, P. Maigne, "High saturation output (>16.5dBm) and low noise figure (<6dB) semiconductor optical amplifier for C band operation", *proceedings Optical Fiber Communications Conference*, paper 534-536, (2003)
- Brisson, C., S. Chandrasekhar, G. Raybon and K.F. Drew, "Experimental investigation of SOAs for linear amplification in 40Gb/s transmission systems", *proceedings Optical Fiber Communications Conference*, WV6, (2002)
- Buckman L.A., L.P. Chen and K.Y. Lau, "Crosstalk penalty in all-optical distributed switching networks", *Photonics Technology Letters*, 9, 2, 250-252, (1997)
- Buckman-Windover, L.A., J.N. Simon, S.A. Rosenau, K.S. Giboney, G.M. Flower, L.W. Mirkarimi, A. Grot, B. Law, C.-K. Lin, A. Tandon, R.W. Gruhlke, H. Xia, G. Rankin,

- M.R.T. Tan, and D.W. Dolfi, "Parallel-optical interconnects >100 Gb/s", *Journal of Lightwave Technology*, 22, 9, 2055, (2004)
- Burmeister, E.F. and J.E. Bowers, "Integrated gate matrix switch for optical packet buffering", *Photonics Technology Letters*, 18, 1, 103-105, (2006)
- Burton J.D., P.J. Fiddymment, M.J. Robertson and P. Sully, "Monolithic InGaAsP-InP laser amplifier gate switch matrix", *Journal of Quantum Electronics*, 29, 6, 2023-2027, (1993)
- Buus, J., M.C. Farries and D.J. Robbins, "Reflectivity of coated and tilted semiconductor facets", *Journal of Quantum Electronics*, 27, 6, 1837, (1991)
- Chiaroni, D., F. Masetti, D. Verchère, A. Jourdan, G. Luyts, B. Pawels, "A comparison of electronic and optical packet/burst switching fabrics", *proceedings Optical Fiber Communication Conference, Los Angeles, California, WF1*, (2004)
- Chiaroni, D., R. Urata, J. Gripp, J.E. Simsarian, G. Austin, S. Etienne, T. Segawa, Y. Pointurier, C. Simonneau, Y. Suzuki, T. Nakahara, M. Thottan, A. Adamiecki, D. Neilson, J.C. Antona, S. Bigo, R. Takahashi, V. Radoaca, "Demonstration of the interconnection of two optical packet rings with a hybrid optoelectronic packet router", *proceedings European Conference on Optical Communications*, PD3.5, (2010)
- Cho P., Y. Achiam, G. Levy-Yurista, M. Margalit, Y. Gross and J. Khurgin, "Investigation of SOA nonlinearities on the amplification of DWDM channels with spectral efficiency up to 2.5b/s/Hz", *Photonics Technology Letters*, 16, 3, 918-920 (2004)
- Ciaramella, E., A. D'Ericco and V. Donzella, "Using semiconductor optical amplifiers with constant envelope WDM signals", *J. Quantum Electronics*, 44, 5, 403-409, (2008)
- Congress report on server and data center energy efficiency: Public law 109-431 U.S. Environmental Protection Agency ENERGY STAR Program, August 2, (2007)
- Cunningham, D. and W.G. Lane, *Gigabit ethernet networking*, Macmillan (1999)
- Dally W.J. and B. Townes, *Principles and practices of interconnection networks*, Morgan Kaufmann (2004)
- Dangel, R., C. Berger, R. Beyeler, L. Dellmann, M. Gmür, R. Hamelin, F. Horst, T. Lamprecht, T. Morf, S. Oggioni, M. Spreafico, and B.J. Offrein, "Polymer-waveguide-based board-level optical interconnect technology for datacom applications", *Transactions on Advanced Packaging*, 31, 4, 759-757, (2008)
- Davies, A.R., K.A. Williams, R. V. Penty, I. H. White, M. Glick and D. McAuley, "Variable-gain operation of a gain-clamped sampled grating diode laser amplifier", *proceedings on Conference on Lasers and Electro Optics*, (2002)
- Desurvire, E., *Erbium doped fiber amplifiers*, Wiley & Sons, (1994)
- Dittmann, L., C. Develder, D. Chiaroni, F. Neri, F. Callegati, W. Koerber, A. Stavdas, M. Renaud, A. Rafel, J. Solé-Pareta, W. Cerroni, N. Leligou, L. Dembeck, B. Mortensen, M. Pickavet, N. Le Sauze, M. Mahony, B. Berde, and G. Eilenberger, "The European IST project DAVID: A viable approach toward optical packet switching", *Journal on Selected Areas in Communications*, 21, 7, 1026-1040 (2003)
- Djordjevic, I. B., R. Varazza, M. Hill, and S. Yu, "Packet switching performance at 10 Gbit/s across a 4x4 optical crosspoint switch matrix", *Photonics Technology Letters*, 16, 1, 102-104 (2004).
- Dods, S., J.P.R. Lacey and R.S. Tucker, "Homodyne crosstalk in WDM ring and bus networks", *IEEE Photonics Technology Letters*, 9, 9, 1285-1287, (1997)

- Donnelly, J.P., J.N. Walpole, G.E. Betts, S.H. Groves, J.D. Woodhouse, F.J. O'Donnell, L.J. Missaggia, R.J. Bailey, A. Napoleone, "High-power 1.3- μ m InGaAsP-InP amplifiers with tapered gain regions", *Photonics Technology Letters*, 8, 11, 1450-1452, (1996)
- Dorgeuille, F., B. Mersali, M. Feuillade, S. Sainson, S. Slemptes, M. Foucher, "Monolithic InGaAsP-InP tapered laser amplifier gate 2 x 2 switch matrix with gain", *Photonics Technology Letters*, 8, 9, 1178-1180, (1996)
- Dorgeuille, F., Lavigne, B., Emery, J.Y., Di Maggio, M., Le Bris, J., Chiaroni, D., Renaud, M., Baucknecht, R., Schneibel, H.P., Graf, C., Melchior, H., "Fast optical amplifier gate array for WDM routing and switching applications", *proceedings Optical Fiber Communication Conference*, (1998)
- Dorgeuille, F., L. Noirie, J.P. Faure, A. Ambrisy, S. Rabaron, F. Boubal, M. Schilling and C. Artigue, "1.28 Tb/s throughput 8 x 8 optical switch based on arrays of gain-clamped semiconductor optical amplifier gates", *proceedings Optical Fiber Communication Conference*, 221-223, paper PD18-1/221, (2000)
- Dreyer K., C.H. Joyner, J.L. Pleumeekers, T.P. Hessler, P.E. Selbmann, B. Deveaud, B. Dagens and J.Y. Emery, "High gain mode adapted semiconductor optical amplifier with 12.4dBm saturation power at 1550nm", *Journal of Lightwave Technology*, 20, 4, 718-721, (2002)
- Dupertuis, M. A., Pleumeekers, J. L., Hessler, T. P., Selbmann, P. E., Deveaud, B., Dagens, B., and Emery, J. Y., "Extremely fast high-gain and low-current SOA by optical speed-up at transparency", *Photonic Technology Letters*, 12, 11, 1453-1455, (2000)
- Ellis, A. D., D. Malyon and W.A. Stallard, "A novel all electrical scheme for laser amplifier gain control", *proceedings European Conference on Optical Communications*, 487-490, (1988)
- Ellis, A.D., D.M. Patrick, D. Flannery, R.J. Manning, D.A.O. Davies, and D.M. Spirit, "Ultra-high-speed OTDM networks using semiconductor amplifier-based processing nodes", *Journal of Lightwave Technology*, 13, 5, 761-770, (1995)
- Emery J.Y., T. Ducellier, M. Bachmann, P. Doussiere, F. Pommereau, R. Ngo, F. Gaborit, L. Goldstein, G. Laube and J. Barrau, "High performance 1.55 μ m polarisation insensitive semiconductor optical amplifier based on a low tensile strained bulk InGaAsP", *Electronics Letters*, 33, 12, 1083-1084, (1997)
- Eskildsen, L. and P.B. Hansen, "Interferometric noise in lightwave systems with optical preamplifiers", *Photonics Technology Letters*, 9, 11, 1538-1540, (1997)
- Fish, G.A., B. Mason, L.A. Coldren and S.P. DenBaars, "Compact 4x4 InGaAsP-InP optical crossconnect with a scalable architecture", *Photonics Technology Letters*, 10, 9, 1256-1258, (1998)
- Gillner, L., C.P. Larsen and M. Gustavsson, "Scalability of optical multiwavelength switching networks: Crosstalk analysis", *Journal of Lightwave Technology*, 17, 1, 58-67, (1999)
- Gini, E.I, G. Guekos, and H. Melchior, "Low loss corner mirrors with 45° deflection angle for integrated optics", *Electronics Letters*, 28, 5, 499-501 (1992)
- Glick, M., M. Dales, D. McAuley, T. Lin, K.A. Williams, R.V. Pentty, I.H. White, "SWIFT: A testbed with optically switched data paths for computing applications", *proceedings 7th International Conference on Transparent Optical Networks*, (2005)
- Godefroy A., A le Corre, F. Clerot, S. Salaun, S. Loualiche, J.C. Simon, L. Henry, C. Vaudry, J.C. Keromnes, G. Joulie and P. Lamouler, "1.55 μ m polarisation insensitive optical

- amplifier with strain balanced superlattice active layer", *Photonic Technology Letters*, 7, 5, 473-475, (1995)
- Goldstein, E.L., L.E. Eskildsen, and A.F. Elrefaie, "Performance implications of component crosstalk in transparent lightwave networks", *Photonics Technology Letters*, 6, 5, 657-660, (1994)
- Goldstein, E.L. and L. Eskildsen, "Scaling limitations in transparent optical networks due to low-level crosstalk", *Photonics Technology Letters*, 7, 1, 93-94 (1995)
- Gripp, J., M. Duelk, J. E. Simsarian, A. Bhardwaj, P. Bernasconi, O. Laznicka and M. Zirngibl, "Optical switch fabrics for ultra-high-capacity IP routers", *Journal of Lightwave Technology*, 21, 11, 2839-2850, (2003)
- Grosskopf, G., R. Ludwig, and H.G. Weber, "Cascaded inline semiconductor laser amplifiers in a coherent optical fiber transmission system", *Electronics Letters*, 24, 9, 551-552, (1988)
- Grubb, S. G., D. F. Welch, D. Perkins, C. Liou, and S. Melle, "OEO versus all-optical networks", proceedings Lasers and Electro-optics Society Annual Meeting, Montreal, invited paper TuH1 (2006)
- Gustavsson, M. B. Lagerstrom, L. Thylen, M. Janson, L. Lundgren, A.C. Morner, M. Rask, and B. Stoltz, "Monolithically integrated 4 x 4 InGaAsP/InP laser amplifier gate switch arrays", *Electronics Letters*, 28, 24, 2223-2225, (1992)
- Gustavsson, M., M. Janson and L. Lundgren, "Digital transmission experiment with monolithic 4 x 4 InGaAsP/InP laser amplifier gate switch array", *Electronics Letters*, 29, 12, 1083-1085, (1993)
- Hamamoto K., K. Komatsu, "Insertion-loss-free 2x2 InGaAsP/InP optical switch fabricated using bandgap energy controlled selective MOVPE", *Electronics Letters*, 31, 20, 1779-1781, (1995)
- Hemenway, R., R.R. Grzybowski, C. Minkenberg and R. Luijten, "Optical packet switched interconnect for supercomputer applications", *OSA Journal of Optical Networking*, 3, 12, 900-913, (2004)
- Himeno, A., H. Terui, M. Kobayashi, "Loss measurement and analysis of high-silica reflection bending optical waveguides", *Journal of Lightwave Technology*, 6, 1, 41-46, (1988)
- Ho, K.P., S.K. Liaw and C. Lin, "Reduction of semiconductor laser amplifier induced distortion and crosstalk for WDM systems using light injection", *Electronics Letters*, 32, 24, 2210-2211, (1996)
- Hluchyj M.G. and M.J. Karol, "ShuffleNet: An application of generalised perfect shuffles to multihop lightwave networks", *Journal Lightwave Technology*, 9, 10, 1386-1397, (1991)
- Huang, D., T. Sze, A. Landin, R. Lytel, and H. Davidson, "Optical interconnects: out of the box forever?", *Journal of Selected Topics in Quantum Electronics*, 9, 2, 614-623 (2003)
- Inoue, K., "Crosstalk and its power penalty in multichannel transmission due to gain saturation in a semiconductor laser amplifier", *Journal of Lightwave Technology*, 7, 7, 1118-1124, (1989)
- Inoue, K., "Optical filtering technique to suppress waveform distortion induced in a gain-saturated semiconductor optical amplifier", *Electronics Letters*, 33, 10, 885-886, (1997)

- Jennen, J. G. L., R. C. J. Smets, H. de Waardt, G. N. van den Hoven, and A. J. Boot, "4x10Gbit/s NRZ transmission in the 1310 nm window over 80 km of standard single mode fiber using semiconductor optical amplifiers", Proceedings European Conference on Optical Communications, 235 - 236, (1998)
- Jeong G. and J.W. Goodman, "Analysis of linear crosstalk in photonic crossbar switches based on on/off gates", Journal of Lightwave Technology, 14, 3, 359-365, (1996)
- Kabacinski, W., Nonblocking electronic and photonic switching fabrics, Springer, (2005)
- Kakitsuka T., Y. Shibata, M. Itoh, Y. Kadota and Y. Yoshikuni, "Influence of buried structure on polarisation sensitivity in strained bulk semiconductor optical amplifiers", Journal of Quantum Electronics, 38, 1, 85-92, (2002)
- Kelly A.E., I.F. Lealman, L.J. Rivers, S.D. Perrin and M. Silver, "Low noise (7.2dB) and high gain (29dB) semiconductor optical amplifier with a single layer AR coating", Electronic Letters, 33, 6, 536-538, (1997)
- Kikuchi, N., Y. Shibata, Y. Tohmori, "Monolithically integrated 64-channel WDM channel selector", NTT review, 1, 7, 43-49 (2003)
- Kinoshita, S., "Monolithically-integrated SOA gate switch and its application to high-speed switching systems", proceedings Asia Communications and Photonics Conference, ThD2, (2009)
- Kim, H.K., Chandrasekhar, S., "Reduction of cross-gain modulation in the semiconductor optical amplifier by using wavelength modulated signal", Photonics Technology Letters, 12, 10, 1412-1414, (2000)
- Kuindersma, P.I., G.P.J.M. Cuijpers, J.G.L. Jennen, J.J.E. Reid, L.F. Tiemeijer, H. de Waardt, A.J. Boot, "10Gbit/s RZ transmission at 1309nm over 420km using a chain of multiple quantum well semiconductor optical amplifier modules at 38km intervals", proceedings European Conference on Optical Communications, TuD2.1, (1996)
- Larsen, C.P. and M. Gustavsson, "Linear crosstalk in 4x4 semiconductor optical amplifier gate switch matrix", Journal of Lightwave Technology, 15, 10, 1865-1870, (1997)
- Lee S.C., R. Varazza, S. Yu, "Optical label processing and 10-Gb/s variable length optical packet switching using a 4 x 4 optical crosspoint switch", Photonics Technology Letters, 17, 5, 1085-1087 (2005)
- Lee, S.C., J. Begg, R. Varrazza and S. Yu, "Automatic per-packet dynamic power equalization in a 4 x 4 active coupler-based optical crosspoint packet switch matrix", Photonics Technology Letters, 17, 12, 331- 332 (2005)
- Legg P.D., D. Hunter, I. Andonovic and P. Barnsley, "Inter-channel crosstalk phenomena in optical time division multiplexed switching networks", Photonics Technology Letters, 6, 5, 661-663, (1994)
- Lemoff, B.E., M.E. Ali, G. Panotopoulos, G.M. Flower, B. Madhavan, A.F.J. Levi, and D.W. Dolfi, "MAUI: Enabling fiber-to-the-processor with parallel multiwavelength optical interconnects", Journal of Lightwave Technology, 22, 9, 2043-2044, (2004)
- Lemoff, B.E., M.E. Ali, G. Panotopoulos, E. de Groot, G.M. Flower, G.H. Rankin, A.J. Schmit, K.D. Djordjev, M.R.T. Tan, A. Tandon, W. Gong, R.P. Tella, B. Law, L.-K. Chia, and D.W. Dolfi, "Demonstration of a compact low-power 250-Gb/s parallel-WDM optical interconnect", Photonics Technology Letters, 17, 1, 220-222, (2005)
- Liboiron-Ladouceur, O., B. A. Small, and K. Bergman, "The data vortex optical packet switched interconnection network", Journal of Lightwave Technology, 24, 1, 262-270, (2006)

- Lin, T., K. A. Williams, R. V. Penty, I. H. White, M. Glick and D. McAuley, "Self-configuring intelligent control for short reach 100Gb/s optical packet routing", proceedings Optical Fiber Communications Conference, Paper OWK5, (2005)
- Lin, T., K. A. Williams, R. V. Penty, I. H. White, M. Glick, and D. McAuley, "Performance and scalability of a single-stage SOA switch for 10x10Gb/s wavelength striped packet routing", Photonics Technology Letters, 18, 5, 691-693, (2006)
- Lin, T., K. A. Williams, R. V. Penty, I. H. White, M. Glick, "Capacity scaling in a multi-host wavelength-striped SOA-based switch fabric", Journal of Lightwave Technology, 25, 3, 655-663 (2007)
- Lindgren, S., M.G. Oberg, J. Andre, S. Nilsson, B. Broberg, B. Holmberg, and L. Backbom, "Loss-compensated optical Y-branch switch in InGaAsP-InP", Journal of Lightwave Technology, 8, 10, 1591-1595 (1990)
- Liu, S., Hu, X., Thompson, M.G., Sellin, R.L., Williams, K.A., Penty, R.V., White, I.H., and Kovsh, A.R., "Cascaded performance of quantum dot semiconductor optical amplifier in a recirculating loop", Proceedings European Conference on Optical Communications, paper Th4.5.6, (2006)
- Liu, Y., E. Tangdiongga, Z. Li, H. de Waardt, A.M.J. Koonen, G.D. Khoe, X.W. Shu, I. Bennion, H.J.S. Dorren, "Error-free 320-Gb/s all-optical wavelength conversion using a single semiconductor optical amplifier", Journal of Lightwave Technology, 25, 1, 103-108, (2007)
- Lord, A. and W.A. Stallard, "A laser amplifier model for system optimisation", Optical and Quantum Electronics, 21, 6, 463-470, (1989)
- Luijten, R.P. and R. Grzybowski, "The OSMOSIS optical packet switch for supercomputers", proceedings Optical Fiber Communications Conference, OTuF3, (2009)
- Manning R., R. Giller, X. Yang, R.P. Webb, D. Cotter, "Faster switching with semiconductor optical amplifiers", Proceedings Photonics in Switching, 145-146, (2007)
- Masetti, F., D. Chiaroni, R. Dragnea, R. Robotham, D. Zriny, "High-speed high-capacity packet-switching fabric: a key system for required flexibility and capacity", OSA Journal of Optical Networking, 2, 7, 255-265, (2003)
- Maxwell, G., "Low-cost hybrid photonic integrated circuits using passive alignment techniques", proceedings Lasers and Electro-optics Society Annual Meeting, invited paper MJ2, (2006)
- Mikkelsen, B. and Raybon, G., "Reduction of crosstalk in semiconductor optical amplifiers by amplifying dispersed WDM signals (7x20Gb/s)", Optical Fiber Communications Conference, ThJ5-I, (2000)
- Miller D.A.B., "Optical interconnects to electronic chips", Applied Optics, 49, 25, F59-F70, (2010)
- McAuley, D., "Optical Local Area Network", in Computer Systems: Theory, Technology and Applications, A. Herbert and K. Sparck-Jones, Eds. Springer-Verlag, (2003)
- Morito K., M. Ekawa, T. Watanabe and Y. Kotaki, "High saturation output power (+17dBm) 1550nm polarisation insensitive semiconductor optical amplifier", proceedings European Conference in Optical Communication, paper 1.3.2, (2000)
- Morito, K., Ekawa, M., Watanabe, T., and Kotaki, Y., "High output-power polarization-insensitive semiconductor optical amplifier", Journal of Lightwave Technology, 21, 1, 176-181, (2003)

- Morito, K., S. Tanaka, S. Tomabechi and A. Kuramata, "A broadband MQW semiconductor optical amplifier with high saturation output power and low noise figure", *Photonics Technology Letters*, 17, 5, 974-976, (2005)
- Mukai, T., Y. Yamamoto, T. Kimura, "S/N and error rate performance in AlGaAs semiconductor laser preamplifier and linear repeater systems", *Transactions Microwave Theory and Techniques*, 30, 10, 1548-1556, (1982)
- Nagarajan R., and M.K. Smit, "Photonic integration", *IEEE Laser and Electro-Optic Society Newsletter*, February (2007)
- Newkirk, M.A., U. Koren, B.I. Miller, M.D. Chien, M.G. Young, T.L. Koch, G. Raybon, C.A. Burrus, B. Tell, K.F. Brown-Goebeler, "Three-section semiconductor optical amplifier for monitoring of optical gain", *Photonics Technology Letters*, 4, 11, 1258-1260, (1992)
- Nicholes, S.C., M.L. Masanovic, E. Lively, L.A. Coldren and D.J. Blumenthal, "An 8x8 monolithic tuneable optical router (MOTOR) packet forwarding chip", *Journal of Lightwave Technology*, 28, 4, 641-650, (2010)
- Oberg M. G. and N. A. Olsson, "Crosstalk between intensity-modulated wavelength-division multiplexed signals in a semiconductor-laser amplifier," *Journal of Quantum Electronics*, 24, 1, 52-59, (1988)
- Olsson, N.A. "Lightwave systems with optical amplifiers", *Journal of Lightwave Technology*, 2, 7, 1071-1081, (1989)
- Onishchukov, G., V. Lokhnygin, A. Shipulin and P. Reidel, "10Gbit/s transmission over 1500km with semiconductor optical amplifiers", *Electronics Letters*, 34, 16, 1597-1598, (1998)
- Ougazzadeu A., "Atmospheric pressure MOVPE growth of high performance polarisation insensitive strain compensated MQW InGaAsP/InGaAs optical amplifier", *Electronics Letters*, 31, 15, 1242-1244, (1995)
- Patel, R.R., S.W. Bond, M.D. Pocha, M.C. Larson, H.E. Garrett, R.F. Drayton, H.E. Petersen, D.M. Krol, R.J. Deri, and M.E. Lowry, "Multiwavelength parallel optical interconnects for massively parallel processing", *Journal of Selected Topics in Quantum Electronics*, 9, 2, 657-666, (2003)
- Pleumeekers, J. L., Kauer, M., Dreyer, K., Burrus, C., Dentai, A. G., Shunk, S., Leuthold, J., and Joyner, C. H., "Acceleration of gain recovery in semiconductor optical amplifiers by optical injection near transparency", *Photonic Technology Letters*, 14, 1, 12-14, (2002)
- Reid, J. J. E., L. Cucala, M. Settembre, R. C. J. Smets, M. Ferreira, and H. F. Haunstein, "An international field trial at 1.3 μm using an 800 km cascade of semiconductor optical amplifiers", *Proceedings European Optical Communications Conference*, 567 - 568, (1998)
- Renaud, M., M. Bachmann, M. Erman, "Semiconductor optical space switches," *Journal of Selected Topics in Quantum Electronics*, 2, 2, 277-288 (1996)
- Roadmap: International technology roadmap for semiconductors, <http://public.itrs.net/>, (2005)
- Roberts, G.F., Williams, K.A, Penty, R.V., White, I. H, Glick, M., McAuley, D. Kang, D. J. and Blamire, M., "Multi-wavelength data encoding for improved input power dynamic range in semiconductor optical amplifier switches", *proceedings European Conference on Optical Communications*, (2005)

- Rohit, A., K. A. Williams, X. J. M. Leijtens, T. de Vries, Y. S. Oei, M. J. R. Heck, L. M. Augustin, R. Notzel, D. J. Robbins, and M. K. Smit, "Monolithic multi-band nanosecond programmable wavelength router", *Photonics Journal*, 2, 1, 29-35 (2010)
- Ryu, S., Taga H. Yamamoto S., Mochizuki K. Wakabayashi H., "546km, 140Mbit/s FSK coherent transmission experiment through 10 cascaded semiconductor laser amplifiers, *Electronics Letters*, 25, 25, 1682-1684, (1989)
- Sahri, N., D. Prieto , S. Silvestre , D. Keller , F. Pommerau , M. Renaud , O. Rofidal , A. Dupas , F. Dorgeuille and D. Chiaroni, "A highly integrated 32-SOA gates optoelectronic module suitable for IP multi-terabit optical packet routers", *Proceedings Optical Fiber Communications Conference*, PD32-1 (2001)
- Sato K., H. Toba, "Reduction of mode partition noise by using semiconductor optical amplifiers", *Journal of Selected Topics in Quantum Electronics*, 7, 2, 328-333, (2001)
- Saxtoft C. and P. Chidgey, "Error rate degradation due to switch crosstalk in large modular switched optical networks", *IEEE Photonics Technology Letters*, 5, 7, 828-831, (1993)
- Sasaki, J., H. Hatakeyama, T. Tamanuki, S. Kitamura, M. Yamaguchi, N. Kitamura, T. Shimoda, M. Kitamura, T. Kato, M. Itoh, "Hybrid integrated 4x4 optical matrix switch using self-aligned semiconductor optical amplifier gate arrays and silica planar lightwave circuit", *Electronics Letters*, 34, 10, 986-987, (1998)
- Shacham, A., B.A. Small, O. Liboirin-Ladouceur and K. Bergman, "A fully implemented 12x12 data vortex optical packet switching interconnection network", *Journal of Lightwave Technology*, 23, 10, 3066-3075, (2005)
- Shacham, A. and K. Bergman, "Building ultralow-latency interconnection networks using photonic integration", *IEEE Micro*, 6-20, (2007)
- Shao S.K. and M.S. Kao, "WDM coding for high-capacity lightwave systems", *Journal of Lightwave Technology*, 12, 1, 137-148, (1994)
- Shares, L., J.A. Kash, F.E. Doany, C.L. Schow, C. Schuster, D.M. Kuchta, P.K. Pepeljugoski, J.M. Trehwella, C.W. Baks, R.A. John, L. Shan, Y.H. Kwark, R.A. Budd, P. Chiniwalla, F.R. Libsch, J. Rosner, C.K. Tsang, C.S. Patel, J.D. Schaub, R. Dangel, F. Horst, B.J. Offrein, D. Kucharski, D. Guckenberger, S. Hegde, H. Nyikal, C.-K. Lin, A. Tandon, G.R. Trott, M. Nystrom, D.P. Bour, M.R.T. Tan, and D.W. Dolfi, "Terabus: Terabit/second-class card-level optical interconnect technologies", *Journal of Selected Topics in Quantum Electronics*, 12, 5, 1032-1044, (2006)
- Sherlock G., J.D. Burton, P.J. Fiddymment, P.C. Sully, A.E. Kelly, M.J. Robertson, "Integrated 2x2 optical switch with gain", *Electronics Letters*, 30, 2, 137-138, (1994)
- Smets, R.C.J., J.G.L. Jennen, H. de Waart, B. Teichmann, C. Dorschky, R. Seltz, J.J.E. Reid, L.F. Tiemeijer, P.I. Kuindersma, A.J. Boot, "114km repeaterless, 10Gb/s transmission at 1310nm using an RZ data format", *proceedings Optical Fiber Conference*, ThH2 (1997)
- Soganci, M., T. Tanemura, K. Takeda, M. Zaitsu, M. Takenaka and Y. Nakano, "Monolithic InP 100-port photonic switch", *proceedings European Conference on Optical Communications*, post-deadline paper, PD1.5, (2010)
- Soulage, G., Doussiere, P., Jourdan, A., and Sotom, M., "Clamped gain travelling wave semiconductor optical amplifier as a large dynamic range optical gate", *Proceedings European Conference on Optical Communications*, Florence, Italy, 451-454, (1994)
- Spanke, R. A. and V. E. Beneš, "N-stage planar optical permutation network," *Applied Optics*, 26, 7, 1226-1229 (1987)

- Spiekman, L. H., J. M. Wiesenfeld, A. H. Gnauck, L. D. Garrett, G. N. van den Hoven, T. van Dongen, M. J. H. Sander-Jochem, and J. J. M. Binsma, "Transmission of 8 DWDM channels at 20 Gb/s over 160 km of standard fiber using a cascade of semiconductor optical amplifiers", *Photonics Technology Letters*, 12, 6, 717-719, (2000)
- Spiekman, L.H., A.H. Gnauck, J.M. Wiesenfeld and L.D. Garrett, "DWDM transmission of thirty two 10Gbit/s channels through 160km link using semiconductor optical amplifiers", *Electronics Letters*, 36, 12, 1046-1047, (2000)
- Stabile R. and K.A. Williams, "Low polarisation conversion in whispering gallery mode micro-bends", *proceedings European Conference on Integrated Optics*, (2010)
- Stabile, R., H. Wang, A. Wonfor, K. Wang, R.V. Penty, I.H. White and K. A. Williams, "Multipath routing in a fully scheduled integrated optical switch fabric", *proceedings European Conference on Optical Communications*, paper We.8.A.6, (2010)
- Stubkjaer, K.E., "Semiconductor optical amplifier-based all-optical gates for high-speed optical processing", *Journal of Selected Topics in Quantum Electronics*, 6, 6, 1428-1435, (2000)
- Summerfield, M. A. and R.S. Tucker, , "Frequency-domain model of multiwave mixing in bulk semiconductor optical amplifiers", *Journal of Selected Topics in Quantum Electronics*, 5, 3, 839-850, (1999)
- Sun, Y., A.K. Srivastava, S. Banerjee, J.W. Sulhoff, R. Pan, K. Kantor, R.M. Jopson and A.R. Chraplyvy, "Error free transmission of 32x2.5Gb/s DWDM channels over 125km using cascaded in-line semiconductor optical amplifiers", *Electronics Letters*, 35, 21, 1863-1865, (1999)
- Suzuki, Y., K. Magari, Y. Kondo, Y. Kawaguchi, Y. Kadota, K. Yoshino, "High-gain array of semiconductor optical amplifier integrated with bent spot-size converter (BEND SS-SOA)", *Journal of Lightwave Technology* 19, 11, 1745-1750, (2001)
- Tanaka S., S. Tomabechi, A. Uetake, M. Ekawa, K. Morito, "Highly uniform eight channel SOA-gate array with high saturation output power and low noise figure", *Photonics Technology Letters*, 19, 16, 1275-1277, (2007)
- Tanaka, S., S.H. Jeong, S.Yamazaki, A. Uetake, S. Tomabechi, M. Ekawa, and K. Morito, "Monolithically integrated 8:1 SOA gate switch with large extinction ratio and wide input power dynamic range", *Journal of Quantum Electronics*, 45, 9, 1155-1162, (2009)
- Tanaka S., N. Hatori, A. Uetake, S. Okumura, M. Ekawa, G. Nakagawa and K. Morito, "Compact, very-low-electric-power-consumption (0.84W) 1.3um optical amplifier module using AlGaInAs MQW-SOA", *Proceedings European Conference on Optical Communications*, Th10D3 (2010)
- Tiemeijer, L.F.; Groeneveld, C.M.; "Packaged high gain unidirectional 1300 nm MQW laser amplifiers", *proceedings Electronic Components and Technology Conference*, 751, (1995)
- Tiemeijer L.F., P.J.A. Thijs, T. van Dongen, J.J.M. Binsma and E.J. Jansen, "Polarization resolved, complete characterisation of 1310nm fiber pigtailed multiple-quantum-well optical amplifiers", *Photonics Technology Letters*, 14, 6, 1524-1533, (1996)
- Tiemeijer, L.F., S. Walczyk, A.J.M. Verboven, G.N. van den Hoven, P.J.A. Thijs, T. van Dongen, J.J.M. Binsma, E.J. Jansen, "High-gain 1310 nm semiconductor optical

- amplifier modules with a built-in amplified signal monitor for optical gain control", *Photonics Technology Letters*, 9, 3, 309-311, (1997)
- Tucker, R.S., "Optical packet switching: A reality check", *OSA Journal of Optical Switching and Networking*, 5, 2-9, (2008)
- van Berlo, W., M. Janson, L. Lungren, A.C. Morner, J. Terlecki, M. Gustavsson, P. Granstrand, P. Svensson, "Polarization-insensitive 4x4 InGaAsP-InP laser amplifier gate switch matrix", *Photonics Technology Letters*, 7, 11, 1291-1293, (1995)
- Varazza R., I.B. Djordjevic and S. Yu, "Active vertical-coupler-based optical crosspoint switch matrix for optical packet-switching applications", *Journal of Lightwave Technology*, 22, 9, 2034-2042, (2004)
- Wang H., K.A. Williams, A. Wonfor, T. de Vries, E. Smallbrugge, Y.S. Oei, M.K. Smit, R. Notzel, S. Liu, R.V. Penty, I.H. White, "Low penalty cascaded operation of a monolithically integrated quantum dot 1x8 port optical switch", *Proceedings European Conference on Optical Communications*, (2009)
- Wang H., Aw E.T., K.A. Williams, A. Wonfor, R.V. Penty, I.H. White, "Lossless multistage SOA switch fabric using high capacity 4x4 switch circuits", *Proceedings Optical Fiber Conference* (2009)
- Wang, H., A. Wonfor, K.A Williams, RV. Penty, I.H. White, "Demonstration of a lossless monolithic 16x16 QW SOA switch", *proceedings European Conference in Integrated Optics*, (2010)
- Wei X., Y. Su, X. Liu, J. Leuthold and S. Chandrasekhar, "10Gb/s RZ-DPSK transmitter using a saturated SOA as a power booster and limiting amplifier", *Photonics Technology Letters*, 16, 6, 1582-1584, (2004)
- White, I.H., K.A. Williams, R.V. Penty, T. Lin, A. Wonfor, E.T. Aw, M. Glick, M. Dales and D. McAuley, "Control architecture for high capacity multistage photonic switch circuits", *OSA Journal of Optical Networking*, 6, 2, 180-188 (2007)
- White, I.H., E.T. Aw, K.A. Williams, H. Wang, A. Wonfor and R.V. Penty, "Scalable optical switches for computing applications", *OSA Journal of Optical Networking*, Invited paper, 8, 2, 215-224 (2009)
- Williams, K.A., R.V. Penty, I.H. White and D. McAuley, "Advantages of gain clamping in semiconductor amplifier crosspoint switches", *proceedings Optical Fiber Communication Conference* (2002)
- Williams, K.A., G.F. Roberts, T. Lin, R.V. Penty, I.H. White, M. Glick and D. McAuley, "Monolithic 2x2 optical switch for wavelength multiplexed interconnects", *Journal of Selected Topics in Quantum Electronics*, Special issue on integrated optics and optoelectronics, 11, 78-85 (2005)
- Williams, K.A., "High capacity switched optical interconnects for low-latency packet routing", *IEEE Photonics Society Benelux Symposium*, (2006)
- Williams, K.A., "Integrated semiconductor optical amplifier based switch fabrics for high-capacity interconnects", *OSA Journal of Optical Networking*, Invited paper, 6, 2, 189-199 (2007)
- Williams, K.A., E.T. Aw, H. Wang, R.V. Penty, I.H. White, "Physical layer modelling of semiconductor optical amplifier based Terabit/second switch fabrics", *Numerical Simulation of Optical Devices*, Post-deadline paper ThPD5, (2008)
- Winzer, P.J., "Modulation and multiplexing in optical communication systems", *IEEE Photonics Society Newsletter*, 23, 1, 4-10, (2009)

- Wolfson, D., "Detailed theoretical investigation and comparison of the cascadability of conventional and gain-clamped SOA gates in multiwavelength optical networks", *Photonics Technology Letters* 11, 11, 1494-1496 (1999)
- Wonfor, A., S. Yu, R.V. Penty and I.H. White, "Constant output power control in an optical crosspoint switch allowing enhanced noise performance operation", in *European Conference on Optical Communications*, 136-137 (2001)
- Wu C. and T. Feng, "On a class of multistage interconnection networks", 29, 8, 694-702, (1980)
- Yang S. and Y.G. Yao, "Impact of crosstalk induced beat noise on the size of laser amplifier based optical space switch structures", *Photonics Technology Letters*, 8, 7, 894-896, (1996)
- Yoshino, M. and Inoue, K. "Improvement of saturation output power in a semiconductor laser amplifier through pumping light injection", *Photonics Technology Letters*, 8, 1, 58-59, (1996)
- Yu, J. and Jeppesen, P. "Improvement of cascaded semiconductor optical amplifier gates by using holding light injection", *Journal of Lightwave Technology*, 19, 5, 614-623, (2001)
- Zhou J., M. J. O'Mahony, and S.D. Walker, "Analysis of optical crosstalk effects in multi-wavelength switched networks", *Photonics Technology Letters*, 6, 2, 302-304, (1994)
- Zhou J., R. Cadetdu, E. Casaccia and M.J. O'Mahony, "Crosstalk in multiwavelength optical crossconnect networks", *Journal of Lightwave Technology*, 14, 6, 1423-1435, (1996)



Advances in Optical Amplifiers

Edited by Prof. Paul Urquhart

ISBN 978-953-307-186-2

Hard cover, 436 pages

Publisher InTech

Published online 14, February, 2011

Published in print edition February, 2011

Optical amplifiers play a central role in all categories of fibre communications systems and networks. By compensating for the losses exerted by the transmission medium and the components through which the signals pass, they reduce the need for expensive and slow optical-electrical-optical conversion. The photonic gain media, which are normally based on glass- or semiconductor-based waveguides, can amplify many high speed wavelength division multiplexed channels simultaneously. Recent research has also concentrated on wavelength conversion, switching, demultiplexing in the time domain and other enhanced functions. *Advances in Optical Amplifiers* presents up to date results on amplifier performance, along with explanations of their relevance, from leading researchers in the field. Its chapters cover amplifiers based on rare earth doped fibres and waveguides, stimulated Raman scattering, nonlinear parametric processes and semiconductor media. Wavelength conversion and other enhanced signal processing functions are also considered in depth. This book is targeted at research, development and design engineers from teams in manufacturing industry, academia and telecommunications service operators.

How to reference

In order to correctly reference this scholarly work, feel free to copy and paste the following:

R. Stabile and K.A. Williams (2011). Photonic Integrated Semiconductor Optical Amplifier Switch Circuits, *Advances in Optical Amplifiers*, Prof. Paul Urquhart (Ed.), ISBN: 978-953-307-186-2, InTech, Available from: <http://www.intechopen.com/books/advances-in-optical-amplifiers/photonic-integrated-semiconductor-optical-amplifier-switch-circuits>

INTech
open science | open minds

InTech Europe

University Campus STeP Ri
Slavka Krautzeka 83/A
51000 Rijeka, Croatia
Phone: +385 (51) 770 447
Fax: +385 (51) 686 166
www.intechopen.com

InTech China

Unit 405, Office Block, Hotel Equatorial Shanghai
No.65, Yan An Road (West), Shanghai, 200040, China
中国上海市延安西路65号上海国际贵都大饭店办公楼405单元
Phone: +86-21-62489820
Fax: +86-21-62489821

© 2011 The Author(s). Licensee IntechOpen. This chapter is distributed under the terms of the [Creative Commons Attribution-NonCommercial-ShareAlike-3.0 License](https://creativecommons.org/licenses/by-nc-sa/3.0/), which permits use, distribution and reproduction for non-commercial purposes, provided the original is properly cited and derivative works building on this content are distributed under the same license.

IntechOpen

IntechOpen