

We are IntechOpen, the world's leading publisher of Open Access books Built by scientists, for scientists

6,900

Open access books available

186,000

International authors and editors

200M

Downloads

Our authors are among the

154

Countries delivered to

TOP 1%

most cited scientists

12.2%

Contributors from top 500 universities



WEB OF SCIENCE™

Selection of our books indexed in the Book Citation Index
in Web of Science™ Core Collection (BKCI)

Interested in publishing with us?
Contact book.department@intechopen.com

Numbers displayed above are based on latest data collected.
For more information visit www.intechopen.com



An Exact Impedance Control of DC Motors Using Casimir Function

Satoru Sakai
Shinshu University
Japan

1. Introduction

This chapter gives a new and exact impedance control of DC motor. From Hogan's original work, the control input for impedance control is torque input since the impedance control is designed for Lagrangian systems. However, in actual situation, there exist dynamics between the torque and control input and this dynamics can be dominant in certain scale. In such situation, if we neglect the dynamics or try to cancel the dynamics, the standard impedance control can lose the stability or the control performance at least.

To overcome this problem, we need a new impedance control which takes the dynamics into account without canceling any dynamics. In this chapter we give a solution for this problem by focusing on Casimir function which is rarely used in the conventional robotics.

The rest of this chapter is organized as follows. In Section 2, we give a new model of DC motor with dynamics between the torque and control input. In Section 3, we propose a new impedance control which is based on Casimir function. Casimir function is one of the properties of port-Hamiltonian systems. In Section 4, we confirm the proposed method in numerical simulation and we conclude this chapter in Section 5.

2. Modeling

Let us start from a well-known model of DC motor:

$$\begin{bmatrix} \dot{\theta} \\ \dot{\omega} \\ \dot{i} \end{bmatrix} = \begin{bmatrix} 0 & \frac{1}{J} & 0 \\ 0 & 0 & K \\ 0 & -\frac{K}{L} & -\frac{R}{L} \end{bmatrix} \begin{bmatrix} \theta \\ \omega \\ i \end{bmatrix} + \begin{bmatrix} 0 \\ 0 \\ \frac{1}{L} \end{bmatrix} v \quad (1)$$

where the displacement θ , the velocity ω and the current i are the states, the voltage v is the control input with the torque constant K and the inductance L .

Although the system (1) is a third-order system and thus not a mechanical system, the system (1) has a mechanical-like structure, that is, can be modeled as a port-Hamiltonian system van der Schaft (2000), Maschke & van der Schaft (1996) with a Hamiltonian $H = (1/2J)p^2 + (1/2)Kr^2$

$$\begin{bmatrix} \dot{q} \\ \dot{p} \\ \dot{r} \end{bmatrix} = \underbrace{\begin{bmatrix} 0 & 1 & 0 \\ -1 & 0 & \bar{K} \\ 0 & -\bar{K} & -\bar{R} \end{bmatrix}}_A \nabla_x H + \begin{bmatrix} 0 \\ 0 \\ \bar{v} \end{bmatrix} \quad (2)$$

where $x = \begin{bmatrix} q & p & r \end{bmatrix}^T = \begin{bmatrix} \theta & J\omega & \sqrt{L}i \end{bmatrix}^T$ is the new state, $\bar{v} = v/\sqrt{L}$ is the new input with $\bar{K} = \frac{K}{\sqrt{L}}$ $\bar{R} = \frac{R}{L}$ and

$$y = \nabla_r H$$

is taken as the passive output. It is confirmed that this system is now passive Takegaki & Arimoto (1981) with respect to the Hamiltonian H , that is,

$$\dot{H} \leq y^T v$$

holds. This passive property is studied in many systems and used as a structural property to drive robust and nonlinear controllers for stabilization Ortega & Garcia-Canseco (2004) Stramigioli et al. (1998), trajectory tracking Fujimoto & Sugie (2001) and motion generation problems Sakai & Stramigioli (2007).

However, in this chapter, we consider a different problem, namely, impedance control problems and we do not focus on the passivity but focus on another structural property:

Lemma 1 Consider the system (1) with zero-input $v \equiv 0$ in the case of no dissipation $R = 0$. Let the skew-symmetric part of the matrix A be $J(x) = J(x)^T$. Then the system has a solution of the following PDE

$$\nabla_x C(x) J(x) = 0$$

and the solution is characterized as

$$C(x) = \bar{K}q + r.$$

Proof This is confirmed by a direct calculation. (Q.E.D.)

This means that, in the case of no dissipation $R = 0$, not only the Hamiltonian function H but also the Casimir function C are constant

$$\dot{C} = 0 \quad (u \equiv 0)$$

for any the value of the Hamiltonian function H . Then we can express the system (1) by using the Casimir function (with respect to J) explicitly.

Lemma 2 (Modeling) Consider the system (1) with zero-input $v \equiv 0$ in the case of no dissipation $R = 0$. Then the coordinate transformation convert the system (1) into

$$\begin{bmatrix} \dot{q} \\ \dot{p} \\ \dot{C} \end{bmatrix} = \begin{bmatrix} 0 & 1 & 0 \\ -1 & 0 & 0 \\ 0 & 0 & 0 \end{bmatrix} \nabla_{x_c} \bar{H} + \begin{bmatrix} 0 \\ 0 \\ \bar{v} \end{bmatrix} \quad (3)$$

with the state $x_c = (q \ p \ C)^T$ and the Hamiltonian function

$$\bar{H} = \frac{p^2}{2J} + \frac{(\bar{K}q)^2}{2} - \bar{K}qC.$$

Proof This is also confirmed by a direct calculation although the old Hamiltonian H is not equal to the new Hamiltonian \bar{H} . (Q.E.D.)

3. Exact impedance control

In this section, we give an exact impedance control for DC motor by using Casimir functions. **Proposition 1 (Main result)** Consider the system (1) with the velocity input. Then the following controller

$$\begin{cases} \dot{\bar{C}} &= \bar{K}q - (1 + k_c)(\bar{K}q + r) \\ v &= \bar{C}/J_c \end{cases} \tag{4}$$

converts the close-loop system into the mechanical system with the impedance parameters $J_c, k_c > 0$. **Proof** First we introduce an artificial Casimir function \bar{C} and via the following dynamic extension

$$\begin{bmatrix} \dot{q} \\ \dot{p} \\ \dot{\bar{C}} \\ \dot{\bar{C}} \end{bmatrix} = \begin{bmatrix} 0 & 1 & 0 & 0 \\ -1 & 0 & 0 & 0 \\ 0 & 0 & 0 & 0 \\ 0 & 0 & 0 & 0 \end{bmatrix} \nabla_{x_c} \bar{H} + \begin{bmatrix} 0 \\ 0 \\ v \\ \bar{v} \end{bmatrix} \tag{5}$$

where \bar{v} is the input corresponding to the (artificial) Casimir function.

Then the Hamiltonian function \bar{H} is replaced by the following new Hamiltonian function which has a special structure suitable for impedance design with any parameters $k_c > 0$ and $J_c > 0$ as follows:

$$\begin{aligned} \bar{H}_{mec} &= \bar{H} + \bar{K} \frac{C^2}{2} + \frac{\bar{C}^2}{2J_c} + K_c \frac{C^2}{2} \\ &= \frac{p^2}{2J} + \frac{\bar{K}}{2} \left(q - \frac{C}{\bar{K}} \right)^2 + \frac{k_c C^2}{2} + \frac{\bar{C}^2}{2J_c} \end{aligned} \tag{6}$$

due to the definition of the Casimir function. Finally the dynamic controller

$$\begin{cases} v &= +\nabla_{\bar{C}} H_{mec} \\ \bar{v} &= -\nabla_C H_{mec} \end{cases} \tag{7}$$

converts the system (1) with a dissipation $R \geq 0$ into the the following Hamiltonian system

$$\begin{bmatrix} \dot{q} \\ \dot{p} \\ \dot{\bar{C}} \\ \dot{\bar{C}} \end{bmatrix} = \begin{bmatrix} 0 & 1 & 0 & 0 \\ -1 & 0 & 0 & 0 \\ 0 & 0 & -R & 1 \\ 0 & 0 & -1 & 0 \end{bmatrix} \nabla_{\bar{x}_c} H_{mec} \tag{8}$$

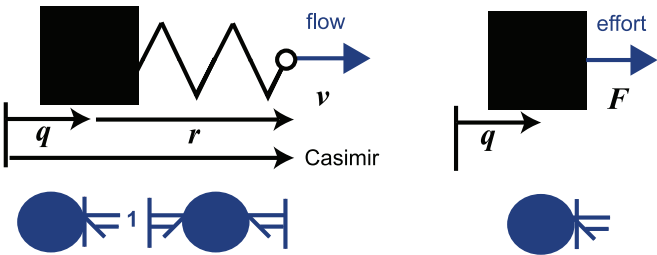


Fig. 1. A port-Hamiltonian system with flow inputs.

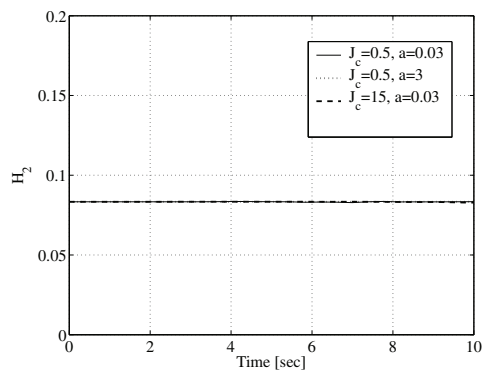


Fig. 2. Time response of H_{mec}

with $\bar{x}_c = (q \ p \ C \ \bar{C})^T$. (Q.E.D.)

The proposed impedance control does not input the torque but the velocity, unlike the conventional impedance control for the mechanical systems. This difference is illustrated in Fig.1. The spring coefficient k between the real mass and the virtual mass is not design parameter unlike the spring coefficient k_c between the environment and the virtual mass. Note that there is no canceling action in the controller.

4. Numerical simulations

Fig.2 shows the time response of the Hamiltonian function H_{mec} in the case of no dissipation (the Adams method) in the case of the parameters $J = 1.5 \ L = 0.165 \ K = 0.47, J_c = 0.5, a = 0.03$ and the initial conditions $r(0) = q(0) = 0 \ p(0) = 0.5$. It is confirmed that the value is constant as in the actual Hamiltonian systems

Figs.3-5 show the time responses of the Casimir function and the state q and p in the case of dissipation $R = 3.2$. The parameters have changed $J_c \rightarrow 15$ and $a \rightarrow 3$. In all cases, the nonlinear behavior has changed intuitively due to the mechanical structure in the closed-loop system. The validity of our methods are confirmed.

5. Conclusions

there exist dynamics between the torque and control input and this dynamics can be dominant in certain scale. In such situation, if we neglect the dynamics or try to cancel the dynamics, the standard impedance control can lose the stability or the control performance at least.

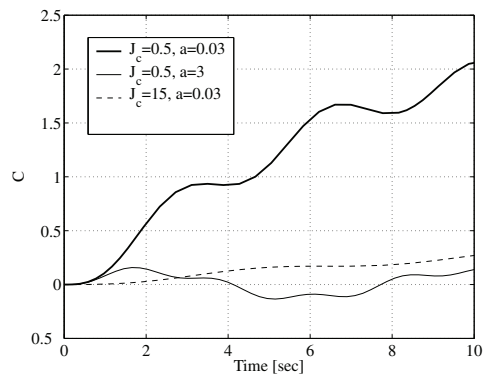
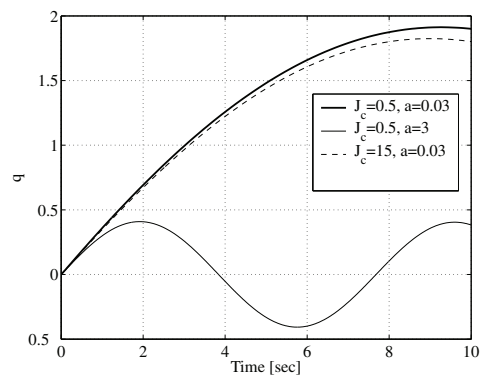
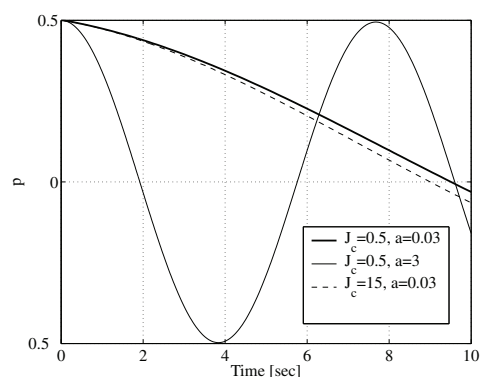


Fig. 3. Time response of $C(t)$

Fig. 4. Time response of $q(t)$ Fig. 5. Time response of $p(t)$

To overcome this problem, we need a new impedance control which takes the dynamics into account without canceling any dynamics. In this chapter we give a solution for this problem by focusing on Casimir function which is rarely used in the conventional robotics.

First we give a new model of DC motor with dynamics between the torque and control input. Second, we propose a new impedance control which is based on Casimir function. Casimir function is one of the properties of port-Hamiltonian systems. Finally, we confirm the proposed method in numerical simulation.

The generalization of the proposed method and applications to other systems (such as hydraulic systems and muscle-skeleton systems) are next works in near future.


6. Acknowledgement

The author would like to show the appreciation to Mr. Ida Shinya for his helps in simulation works.

7. References

- Fujimoto, K. & Sugie, T. (2001). Canonical transformation and stabilization of generalized Hamiltonian systems, *Systems & Control Letters* 42(3): 217–227.
- Maschke, B. M. J. & van der Schaft, A. J. (1996). Interconnection of systems: the network paradigm, pp. 207–212.
- Ortega, R. & Garcia-Canseco, E. (2004). Interconnection and damping assignment passivity-based control: A survey, *European Journal of Control* pp. 1–27.

- Sakai, S. & Stramigioli, S. (2007). Port-hamiltonian approaches to motion generations for mechanical systems, *Proc. of IEEE Conference on Robotics and Automation*, pp. 69–74.
- Stramigioli, S., Maschke, B. M. J. & van der Schaft, A. J. (1998). Passive output feedback and port interconnection, *Proc. 4th IFAC Symp. Nonlinear Control Systems*, pp. 613–618.
- Takegaki, M. & Arimoto, S. (1981). A new feedback method for dynamic control of manipulators, *Trans. ASME, J. Dyn. Syst., Meas., Control* 103: 119–125.
- van der Schaft, A. J. (2000). *L₂-Gain and Passivity Techniques in Nonlinear Control*, Springer-Verlag, London.



Ferroelectrics

Edited by Dr Indrani Coondoo

ISBN 978-953-307-439-9

Hard cover, 450 pages

Publisher InTech

Published online 14, December, 2010

Published in print edition December, 2010

Ferroelectric materials exhibit a wide spectrum of functional properties, including switchable polarization, piezoelectricity, high non-linear optical activity, pyroelectricity, and non-linear dielectric behaviour. These properties are crucial for application in electronic devices such as sensors, microactuators, infrared detectors, microwave phase filters and, non-volatile memories. This unique combination of properties of ferroelectric materials has attracted researchers and engineers for a long time. This book reviews a wide range of diverse topics related to the phenomenon of ferroelectricity (in the bulk as well as thin film form) and provides a forum for scientists, engineers, and students working in this field. The present book containing 24 chapters is a result of contributions of experts from international scientific community working in different aspects of ferroelectricity related to experimental and theoretical work aimed at the understanding of ferroelectricity and their utilization in devices. It provides an up-to-date insightful coverage to the recent advances in the synthesis, characterization, functional properties and potential device applications in specialized areas.

How to reference

In order to correctly reference this scholarly work, feel free to copy and paste the following:

Satoru Sakai (2010). An Exact Impedance Control of DC Motors Using Casimir Functions, *Ferroelectrics*, Dr Indrani Coondoo (Ed.), ISBN: 978-953-307-439-9, InTech, Available from:
<http://www.intechopen.com/books/ferroelectrics/an-exact-impedance-control-for-dc-motor-using-casimir-functions>

INTeCH
open science | open minds

InTech Europe

University Campus STeP Ri
Slavka Krautzeka 83/A
51000 Rijeka, Croatia
Phone: +385 (51) 770 447
Fax: +385 (51) 686 166
www.intechopen.com

InTech China

Unit 405, Office Block, Hotel Equatorial Shanghai
No.65, Yan An Road (West), Shanghai, 200040, China
中国上海市延安西路65号上海国际贵都大饭店办公楼405单元
Phone: +86-21-62489820
Fax: +86-21-62489821

© 2010 The Author(s). Licensee IntechOpen. This chapter is distributed under the terms of the [Creative Commons Attribution-NonCommercial-ShareAlike-3.0 License](https://creativecommons.org/licenses/by-nc-sa/3.0/), which permits use, distribution and reproduction for non-commercial purposes, provided the original is properly cited and derivative works building on this content are distributed under the same license.

IntechOpen

IntechOpen