

We are IntechOpen, the world's leading publisher of Open Access books Built by scientists, for scientists

6,900

Open access books available

185,000

International authors and editors

200M

Downloads

Our authors are among the

154

Countries delivered to

TOP 1%

most cited scientists

12.2%

Contributors from top 500 universities



WEB OF SCIENCE™

Selection of our books indexed in the Book Citation Index
in Web of Science™ Core Collection (BKCI)

Interested in publishing with us?
Contact book.department@intechopen.com

Numbers displayed above are based on latest data collected.
For more information visit www.intechopen.com



Two-Dimensional Materials for Advanced Solar Cells

*Manoj Kumar Singh, Pratik V. Shinde, Pratap Singh
and Pawan Kumar Tyagi*

Abstract

Inorganic crystalline silicon solar cells account for more than 90% of the market despite a recent surge in research efforts to develop new architectures and materials such as organics and perovskites. The reason why most commercial solar cells are using crystalline silicon as the absorber layer include long-term stability, the abundance of silicone, relatively low manufacturing costs, ability for doping by other elements, and native oxide passivation layer. However, the indirect band gap nature of crystalline silicon makes it a poor light emitter, limiting its solar conversion efficiency. For instance, compared to the extraordinary high light absorption coefficient of perovskites, silicon requires 1000 times more material to absorb the same amount of sunlight. In order to reduce the cost per watt and improve watt per gram utilization of future generations of solar cells, reducing the active absorber thickness is a key design requirement. This is where novel two-dimensional (2d) materials like graphene, MoS₂ come into play because they could lead to thinner, lightweight and flexible solar cells. In this chapter, we aim to follow up on the most important and novel developments that have been recently reported on solar cells. Section-2 is devoted to the properties, synthesis techniques of different 2d materials like graphene, TMDs, and perovskites. In the next section-3, various types of photovoltaic cells, 2d Schottky, 2d homojunction, and 2d heterojunction have been described. Systematic development to enhance the PCE with recent techniques has been discussed in section-4. Also, 2d Ruddlesden-Popper perovskite explained briefly. New developments in the field of the solar cell via upconversion and downconversion processes are illustrated and described in section-5. The next section is dedicated to the recent developments and challenges in the fabrication of 2d photovoltaic cells, additionally with various applications. Finally, we will also address future directions yet to be explored for enhancing the performance of solar cells.

Keywords: 2D materials, graphene, MoS₂, advanced solar cells, perovskites

1. Introduction

Because of excessive utilization and consumption, the conventional fuel sources started depleting rapidly. In this direction, there is an urgent need for reconstruction of energy infrastructure, which is based on environmentally sustainable energy technologies such as wind, water, and solar. The worldwide research attracted towards solar energy, converting light energy into electrical energy. Solar photovoltaic is a pollution-free, efficient, renewable, reliable, rich, and continual source of energy. The photovoltaic solar cell, well-known technique, provides the solution

of energy source crises in the 21st century. The main mechanism for the conversion of light to electricity: photovoltaic effect, photoconductivity, and photovoltaic effect (bulk). There is the requirement of a p-n junction in which electron and holes (photo-induced) in p-type and n-type materials partitioned transport a gathered to an electrode for production of photocurrent. In 1839, Edmond Becquerel first of all showed the demonstration of photovoltaic effect [1–2]. In the absence of p-n junction the conductivity of the semiconductor sample rises (by the illumination), it happens when the number of free electrons is increased, this is famed as photoconductivity. The electricity generated through the photovoltaic solar cells is not so cost-efficient in comparison to the grid power which we are using today [3]. At the large scale the solar energy conversion which should be low cost, there is a need for such type semiconducting materials that will make the production processes easily measurable and economically feasible [4]. In this direction two-dimensional (2d) material is referred to as impediment in one dimension between the size range 0–100 nanometers (nm), while the rest of the two dimensions are of micrometer range [5]. Furthermore, the configuration of atom and bond strength in 2d is identical and much stronger than that of bulk materials [6]. Also, ultrathin 2d nanomaterials have uncommon properties from their alternative nanostructured materials, such as three-dimensional (3d) nanocubes, one-dimensional (1d) nanotubes, and zero-dimensional (0d) quantum dots. First, the ultra-thickness of 2d nanomaterials provides high charge carrier, high charge mobility both at low and 300 kelvin (K) temperature, and high thermal conductivity [7–9]. Second, quantum confinement of 2d nanomaterials especially single layer or atomic thick layer, displays a number of properties, such as conductivity, tunable bandgap, surface activity, and magnetic anisotropy [10–11]. Third, the quantum Hall Effect (QHE) is shown by defect-free 2d materials, even at 300 K. The defect-free 2d materials have the electrons with a concentric (scatter-less) motion that allows the high charge carrier [12–13]. Fourth, the large ultrahigh surface area, keeping atomic-sized thickness, shows them ultrahigh specific surface area [14–15]. Therefore, photovoltaic solar cell manufactured by two-dimensional materials is a well-versed method in between of scientific community.

In the present chapter, we aim to follow up on the most important and novel developments that have been recently reported on solar cells. Section-2 is devoted to the properties, synthesis techniques of different 2d materials like graphene, transition metal dichalcogenides (TMDs), and perovskites. In the next section-3, various types of photovoltaic cells, 2d Schottky, 2d homojunction, and 2d heterojunction have been described. Systematic development to enhance the power conversion efficiency (PCE) with recent techniques has been discussed in section-4. Also, 2d Ruddlesden-Popper perovskite explained briefly. New developments in the field of the solar cell via upconversion and downconversion processes are illustrated and described in section-5. The next section is dedicated to the recent developments and challenges in the fabrication of 2d photovoltaic cells, additionally with various applications. Finally, we will also address future directions yet to be explored for enhancing the performance of solar cells.

2. Photovoltaic materials

2.1 Graphene

The dimension is the key factor to classify carbon allotropes/nanostructures into four groups, 0d (quantum dots, fullerenes), 1d (nanohorns, nanoribbons,

carbon nanotubes), 2d (graphene) and 3d (diamond, graphite) structures [16–17]. A new area of research started with the groundbreaking discovery of graphene in 2004 by Novoselov and his co-authors in his famous publication “Electric field effect in atomically thin carbon films” and awarded jointly Nobel prize for it [18]. Graphene is a single layer structure with sp^2 hybridization in which carbon atoms are arranged in a hexagonal honeycomb lattice. It is a semi-metal with zero-bandgap, large specific surface area ($2630 \text{ m}^2\text{g}^{-1}$), high Young’s modulus (1.1 TPa), and high thermal conductivity ($3 \times 10^3 \text{ W m}^{-1} \text{ K}^{-1}$ at 300 K) [6, 19–22]. Graphene also provides the optical and electrical properties as excellent transparency (97.7% in the visible spectrum) and electrical conductivity ($\approx 10^4 \Omega^{-1} \text{ cm}^{-1}$) [23–24]. These exotic properties of graphene make it special in several optoelectronic applications. In solar cells, instead of indium doped tin oxide (ITO) and fluorine-doped tin oxide (FTO), graphene attracted attention due to flexibility, chemical stability, and high transmittance [20, 25–26]. These excellent dimensional, structural, optical, and electrical properties depict the graphene as a suitable aspirant for photovoltaic cells.

One of the well-known methods to synthesis the graphene is thermal chemical vapor deposition. In the thermal chemical vapor deposition (CVD), copper substrate placed into the quartz tube and then precursor gases (in the specific ratio) are allowed to flow at very high temperatures in the furnace [27]. After some time, single layer, bilayer, or multilayer deposition of graphene reveals, this depends upon the internal conditions of experiments like temperature, pressure, reaction time, and gas flow rate [28]. The more advancement in the synthesis of graphene on Ni was achieved by Somani *et al.* [29]. In this, the camphor ($\text{C}_{10}\text{H}_{16}\text{O}$) has been taken as the precursor. Moreover, the large-scale monolayer graphene was produced by Obraztsov and co-others via a CVD method [30]. Another attempt has been performed to manufacture graphene on Cu foil (industrial base) via thermal CVD of methane with 1000°C temperature by Lia and co-workers in 2009 [31].

2.2 Transition metal dichalcogenides

Although graphene has various excellent properties, due to zero-bandgap, work-function, and toxic nature, the research on new atomically thin 2d materials gained attention. These necessities have been fulfilled by TMDs. These 2d materials attracted more attention as they have grown on a flexible surface and can be bears the stress and deformation [32–34]. Generally, TMDs are formulized as MX_2 where M expresses the transition metal from group IV-VIII, ($\text{M} = \text{Ti, Zr, Hf, V, Nb, Cr, Ta, Mo, W, etc.}$) and X is a chalcogen atom ($\text{X} = \text{S, Se, Te}$) [35–36]. TMDs have opened the new pipeline of research as having tunable bandgap (1–2 eV) and explore an excellent picture of electrical, optical, and mechanical properties [37–39]. Various combinations of TMDs such as MoS_2 , CrS_2 , WS_2 , TiS_2 , MoSe_2 , CrSe_2 , WSe_2 , TiSe_2 etc. found in metallic, semiconductor and insulator phase [40]. TMDs are a collection of big crystal family, found in different phases such as 1T, 2H, and 3R., having two-third materials with layered structure [41]. In particular, MoS_2 shows mechanically 30% more strength than steel and can be ruptured after warping 1%. It generates the most distensible and strongest semiconducting materials [36, 42]. Counter electrodes manufactured by platinum (Pt) were replaced by MoS_2 in photovoltaic devices [43].

Typically, the synthesis approaches like exfoliation, hydrothermal, CVD, molecular beam epitaxy (MBE), and atomic layer deposition (ALD) are used to prepare the desired size of TMDs [44–48].

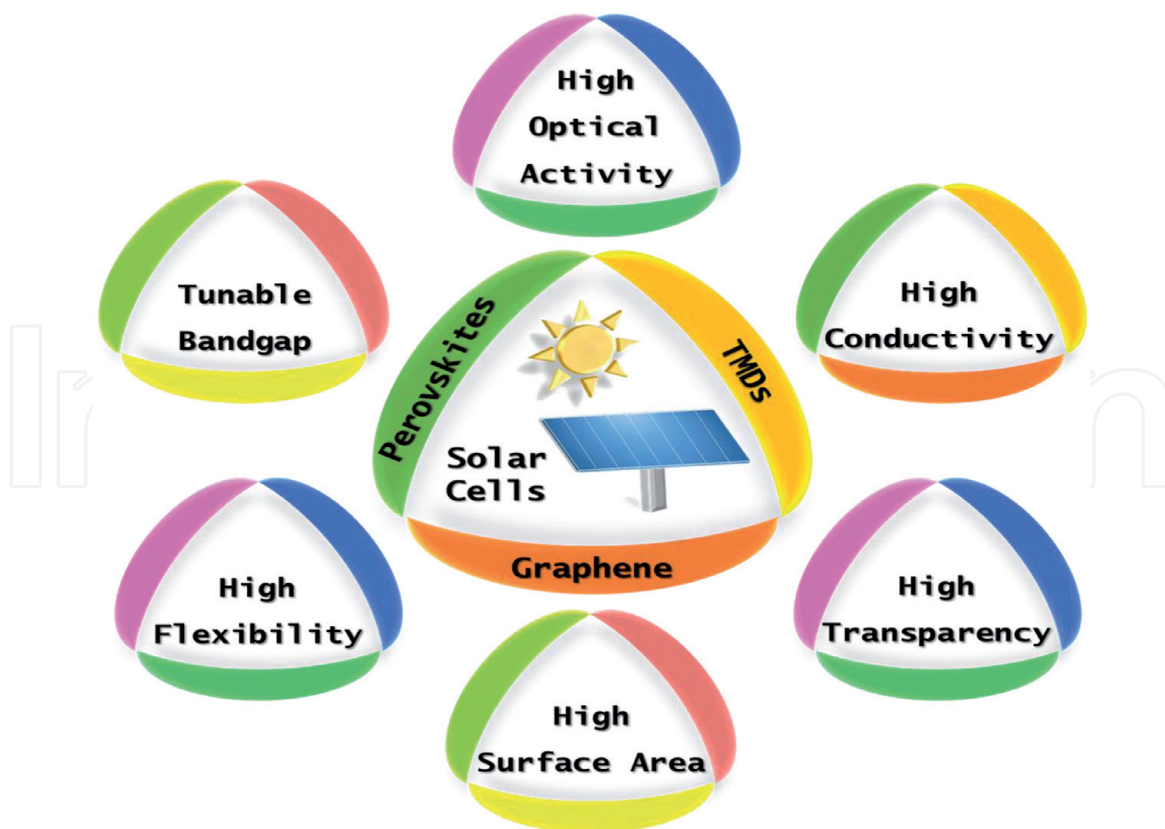


Figure 1.
Schematic illustration of exotic properties of 2d materials used for solar cell devices.

2.3 Perovskites

Perovskites are a mixture of organic–inorganic materials, which offer high absorption coefficients, direct bandgap, high charge carrier mobility, and long charge carrier diffusion length [49–50]. This is why the research groups attracted more and more attention by 2d perovskites for a long time. There are three types of halide perovskite (2d) (i) organic–inorganic mixed halide perovskite, (ii) 2d Ruddlesden-Popper perovskites, (iii) inorganic halide perovskite [51]. The typically Perovskite structure is given by ABX_3 , where A indicates monovalent cation such as methyl rubidium (Rb), ammonium, and formamidinium; B represents heavy materials like tin (Sn) and lead (Pb); and X shows a halogen anion (i. e. chlorine, bromine, iodine). A unique type of properties provides highly defected bulk structures, indicate chemical compound through which the device operation power has been smoothed. The performance of 2d perovskite solar cells can be improved by obtaining a very high output voltage (under the circumstance of open circuit V_{oc}). The photovoltaic solar cells should be free from all recombination losses and this can be achieved by suppressing losses up to unity while quantum yield must be highest. [52–53].

The synthesis of 2d organic–inorganic mixed halide perovskite fabricated in two steps: (i) formation of lead halide (nano-platelets) on muscovite mica using van der Waals epitaxy in vapor transport CVD system, (ii) Ag as-solid heterophase reaction (using methylammonium halide molecules) used to obtain perovskite from platelets. However, the structure fabricated via this method is a 3d perovskite but using the universal scotch tape-based mechanical exfoliation method 2d perovskites is obtained [54–57]. **Figure 1** shows schematic illustration of exotic properties of 2d materials useful for solar cell devices.

3. Photovoltaic in domain of 2d materials

3.1 Photovoltaic based on 2d Schottky junction

During the photovoltaic processes (under illumination), electron–hole pairs are formed. These pairs are also termed as photogenerated carriers and they can be equal and more energetic (with incident photons) by the bandgap of the semiconductor. The conjunction of electron–hole pairs accorded on the electrodes and they are isolated through the junction internal field (electric) [58]. When the difference between the Fermi level of semiconductor and metal work function is generated, a Schottky junction enters in the pictures and photocurrent starts to develop. Net photocurrent has been maintained in asymmetric Schottky barriers (metal having different work function), whereas symmetric metal contact structure produces no net photocurrent. The important characteristics terms associated with the photovoltaic device illustrated in **Table 1**. Fontana *et al.* [58] synthesized a MoS₂ based (50 nm thick) phototransistor with palladium (Pd) and gold (Au) for drain contact and source, respectively. When two different materials are used for the source and drain contacts, such as hole-doping Pd and electron-doping Au, the Schottky junctions formed at the MoS₂ contacts generates a photovoltaic effect. **Figure 2a** displays the optical image of the device. **Figure 2b** shows the current vs. voltage curve at zero gate voltage, corresponding to the branch of the hysteresis with higher current, where the Fermi energy is shifted into the MoS₂ conduction band. Shin *et al.* [59] reported the graphene/porous silicon Schottky-junction solar cells by employing graphene transparent conductive electrodes doped with silver nanowires. The Ag nanowires-doped graphene/PSi solar cells show a maximum PCE of 4.03%. Yi and his co-workers developed Schottky junction photovoltaic cells based on multilayer Mo_{1-x}W_xSe₂ with x = 0, 0.5, and 1 [60]. To generate built-in potentials, Pd and Al were used as the source and drain electrodes in a lateral structure, while Pd and graphene were used as the bottom and top electrodes in a vertical structure.

3.2 Photovoltaic based on 2d homojunction

Due to the very low efficiency of the Schottky junction, more research efforts are required to improve photovoltaic processes in the semiconducting p-n junction.

Term	Description
Short-circuit current (I _{sc})	It is defined as the current flowing through the device (under illumination) and at zero external bias having contact shorted.
Power conversion efficiency (PCE)	It is defined as the ratio of electrical power generated to the incident light power.
External quantum efficiency (EQE)	The ratio defines by the amount of charge carriers moving through the device (under short-circuit current) to the all number of colliding photons on it.
Internal quantum efficiency (IQE)	Shows the ratio of the amount of charge carriers moving through the device (under short-circuit current) to all numbers of absorbed photons.
Open-circuit voltage (V _{oc})	The voltage produced by the device having no current flow (under illumination)
Fill factor (FF)	It is describing the ratio of maximum electric power generated to the product of its open-circuit voltages and its short-circuit current.

Table 1.
Main terms to demonstrate the photovoltaic device.

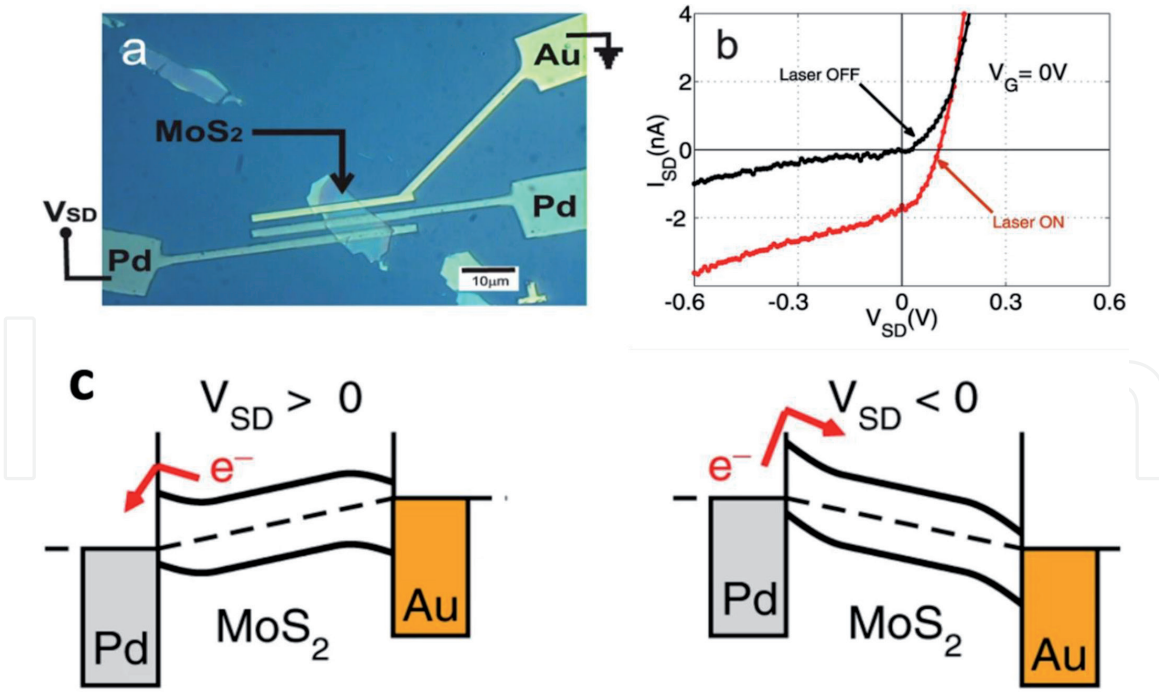


Figure 2. Photovoltaic effect with Pd-Au bias configuration. (a) Optical image of the device. The spacing between the electrodes is 2 μm. (b) Current vs. source-drain voltage (at $V_G = 0$) showing strong asymmetry and photoresponse with diode-like behavior for the Pd-Au bias configuration indicated in (a). (c) Effect of source-drain bias on a device with one Au and one Pd electrode. Reprinted with permission from [58]. Copyright (2013) Springer Nature.

Using a splitting gate on monolayer WSe₂, Pospischil *et al.* [61], Baugher *et al.* [62], and Ross *et al.* [63] effectuated experimentally p-n junctions. This demonstration of WSe₂ monolayer flake has been achieved with mechanical exfoliation after that shifted onto a pair of split gates slipover with previously formed gate dielectric materials (SiN, HfO₂). The charge density and the conduction type (into the monolayer thick channel) can be modulated by electrostatic control after dissimilar voltages have been applied on the two local gates and the automatically thin p-n junction was formed. Due to this remarkable rectification in the diode behavior occur, finally able to photovoltaic generation. Taking the gap within two gates as a photoactive area the power conversion of 0.5% was demonstrated by Pospischil *et al.* with V_{oc} of 0.64 V and illumination of 140 mW/cm² (halogen source). The remarkable results are in the picture with very high efficiency of photovoltaic energy conversion, assuming the monolayer WSe₂ (95% transparency), which opens a pipeline of single-layer TMDs for semi-transparent solar cells. Memaran *et al.* [64] successfully demonstrated the composition of electrostatically generated MoSe₂ multilayer p-n junction to achieve high photovoltaic performance.

In addition to modifying the photovoltaic parameters, the 2d black phosphorous (BP) has attracted more attention of researchers due to its remarkable optical and electrical properties, keeping in mind its unique bandgap (≈ 0.3 – 2.0 eV), in-plane anisotropy and high carrier mobility i.e. 1000 cm²/Vs, hence BP shows the possibility for broadband optoelectronic applications [65–67]. Choi *et al.* [68] develop a technique to form a lateral homogeneous 2d MoS₂ p-n junction by partially stacking 2d h-BN as a mask to p-dope MoS₂. The fabricated lateral MoS₂ p-n junction with asymmetric electrodes of Pd and Cr/Au displayed a highly efficient photo response such as maximum external quantum efficiency of $\sim 7000\%$, specific directivity of $\sim 5 \times 10^{10}$ Jones, and light switching ratio of $\sim 10^3$. **Figure 3** shows the fabrication of the MoS₂ p-n diode. **Figure 3b** shows the optical microscopy image of MoS₂ p-n diode with hetero electrodes.

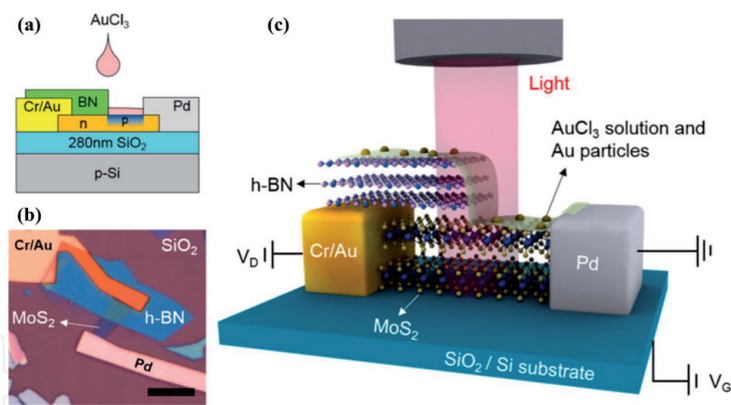


Figure 3. Fabrication of the MoS₂ p-n diode. (a) Cross-sectional diagram and (b) optical microscopy image of MoS₂ p-n diode with hetero electrodes. The scale bar indicates 10 μm . (c) Three-dimensional schematic and circuit diagrams of the fabricated MoS₂ p-n diodes under light illumination. Reprinted with permission from [68]. Copyright (2014) American Chemical Society.

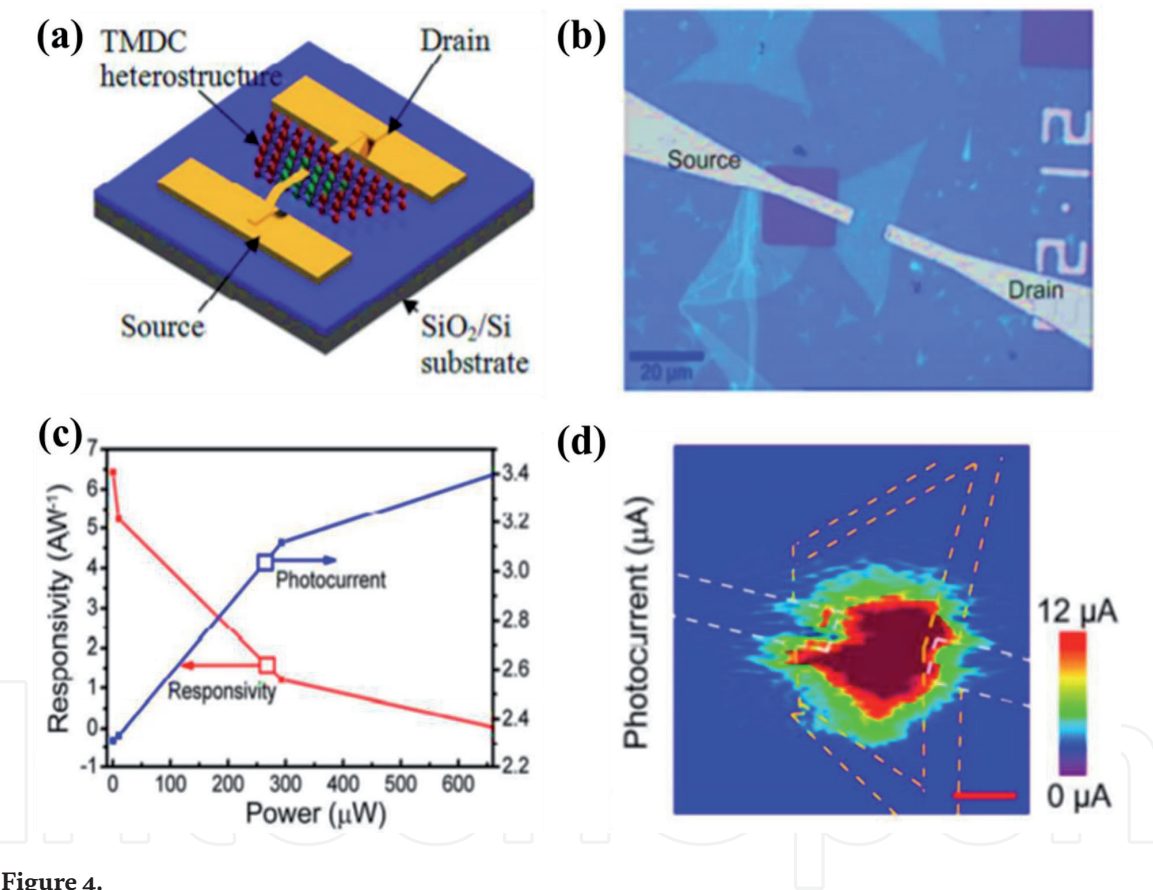


Figure 4. (a) Schematic diagram of the photodiode based on the WSe₂/WS₂ heterojunction. (b) Optical image of the photodiode device. (c) Photocurrent and responsivity as a function of the incident power. d) the photocurrent image is taken from the device in (b). Reprinted with permission from [71]. Copyright (2017) American Chemical Society.

3.3 Photovoltaic based on 2d heterojunction

The p-n heterojunctions work as a basic backbone of various optoelectronic devices and applications due to various theoretical and experimental restrictions, there is the need for manufacturing designed heterostructures. Duan *et al.* [69] demonstrate the modulated MoS₂-MoSe₂ and WS₂-WSe₂ lateral heterostructures by thermal chemical vapor deposition (CVD) technique. The well-known n-type (WS₂) and p-type (WSe₂) builds natured heterojunction p-n diode with current rectification. When such heterojunction p-n diodes are characterized. The

photovoltaic effect with a V_{oc} of ≈ 0.47 V and I_{sc} of ≈ 1.2 nA was established with laser illumination conditions (514 nm and 30 nW). The internal quantum efficiency (IQE) and external quantum efficiency (EQE) were found to be 43% and 9.9% respectively. The active regime was selected as lightly doped WS_2 and WS_2 - WSe_2 interface region through photocurrent mapping, implies with the fact “A large fraction of the depletion layer is localized to the lightly doped WS_2 of the diode” [69]. Atomically sharp in-plane WSe_2 / MoS_2 interface automatically comes into the picture with a high-magnification scanning transmission electron microscope (STEM), these force the photovoltaic effect of the intrinsic single layer p-n heterojunction was endorsed [70]. Li *et al.* [71] successfully fabricated a composition graded doped lateral WSe_2 / WS_2 heterostructure by ambient pressure CVD in a single heat-cycle. The optoelectronic device (**Figure 4a-b**) based on the lateral WSe_2 / WS_2 heterostructure shows improved photodetection performance in terms of a reasonable responsivity and a large photoactive area. The photocurrent and photo-responsivity are also depicted in **Figure 4c**. The photocurrent appears to increase nonlinearly, whereas the photoresponsivity decreases as the light power increases, with the highest obtained photoresponsivity of 6.5 A.W^{-1} . The reduction of the photoresponsivity at higher light powers may be ascribed to the reduction of unoccupied states in the conduction bands of WSe_2 and WS_2 .

4. Perovskite 2d materials for photovoltaic cells

4.1 Transport layers in regular (n-i-p) photovoltaic

The layer-by-layer deposition technique is used to manufacture photovoltaic solar cell devices (PSCs). In these types of constructions, the order of charge selective layers in the manner can prosecute subdivide the device configuration in two ways, regular PSCs (n-i-p) and inverted PSCs (p-i-n). The PSCs have two parts, (a) metal contact, (b) transparent conductive glass (TCO), while a slice of the observer has been arranged between hole transporting layer (HTL) and electron transporting layer (ETL). When the perovskite absorbs the light, an exciton i. e. the carriers are partitioned and moved towards the adequate layer, HTL, and ETL. Hence the charge carriers are shifted to the different electrodes. Moreover, ETL and HTL are performing two main roles, control the perovskite crystal growth, and extract and move the charge carriers. It is well versed that the hysteresis phenomenon is chiefly linked with the characteristics and interface of the charge selective layers to the perovskite [72–73]. Some of the remarkable features of ideal ETL and HTL materials are high transparency, high charge mobility, inherent stability, low-cost manufacturing, and appropriate energy alignment.

2,2,7,7-tetrakis (N,Npdimethoxyphenylamino)-9,9-spirobifluorene (Spiro-OMeTAD) and TiO_2 are the well known materials that can be used as hole transport material (HTM) and electron transport material (ETM) respectively in the formation of n-i-p PSCs. On the other hand poly(3,4 ethylenedioxythiophene)–polystyrene sulfonate (PEDOT:PSS) and fullerene derivatives (e.g., 6,6-phenyl-C61-butyric acid methyl ester (PCBM)) has been taken as the HTM and ETM to manufactured the p-i-n PSCs [74–76]. Singh *et al.* [77] described the direct synthesis of MoS_2 (transparent, thin, and uniform) films on FTO-coated glass by the use of microwave irradiation and utilize this ETL in perovskite solar cells. TiO_2 -coated FTO, SnO_2 , MoS_2 , and FTO-only substrates were prepared and their photovoltaic performances were checked and they have maximum PCEs with 17.15%, 15.80%, 13.14%, and 6.11% respectively [77]. When the article examination of the lifetime of charge

carriers and charge recombination dynamics of ETL/Perovskite seems to be MoS₂ as shortest charge carrier lifetime as with other ETLs, which shows the charge extraction.

Yin *et al.* [78] reported the PCE of 17.37% by taking TiS₂ nanosheets (8–9 layers) suspended in isopropanol alcohol (IPA) in the perovskite solar cells. Uniquely, encapsulated perovskite solar cells with TiS₂ ETL demonstrate the highest stable under the conditions (UV irradiation 10 mW cm⁻² and in ambient atmosphere for 50 h), with the result of 90% PCE. A double of SnO₂ and 2d TiS₂ synchronously, used for the PCE of 21.73% performed by Huang *et al.*, as every potential ETLs [79].

Applying the self-assembly stacking deposition method, the PCE of SnS₂ ETL based device, up to 20.12% has reported by Zhao *et al.* [80]. The Ti₃C₂ integration into a SnO₂ ETL for low-temperature planer perovskite solar cells by Yang and his co-workers by varying the loading of MXene from 0 to 2.5 wt% [81]. The device formed has the value of PCEs modified from the value of 17.23% to 18.34% at 1 wt% (increasing the loading of MXene). In the addition, the device fabricated through a SnO₂-Ti₃C₂ is highly stable (with, RH-20%), and shows the PCE up to 80% of their initial performance after 700 h (identical with SnO₂-only devices) [81].

To increase the charge transfer efficiency, the perovskite crystal size, and lower the defect density, Guo *et al.* [82] explained Ti₃C₂T_x MXene as an external material for the perovskite precursor solution. The results reveal that the incorporated device experimentally verified a PCE of 17.41% with short-circuit current (J_{SC}) of 22.26 mA cm⁻¹ which is comparably high with the pristine perovskite device having the PCE of 15.54% and J_{SC} of 20.67 mA cm⁻¹.

Wang and his research group [83] experimentally verified that whenever a tiny amount of black phosphorus added to the MAPbI₃ starting solution (precursor), the photostability and efficiency of perovskite solar cells have been critically enhanced. The few-layer black phosphorus is proved to obtain ample perovskite to the size greater than 500 nm with the comparison bare MAPbI₃ film size (<400 nm). Taking the complex structure FTO/c-TiO₂/SnO₂/perovskite/Spiro-OMeTAD/Ag and MAPbI₃/BP for PSCs, the unique PCE of 20.65% was achieved, having less hysteresis and high reproducibility. Under the continuous white light-emitting diode (illumination of 100 mW cm⁻² within the N₂ glove box) the MAPbI₃/BP-based PSCs show an excellent PCE limit of 94% (1000 h) [83–84].

The spiro-OMeTAD HTL and perovskite on active buffer layer (liquid phase exfoliated few-layer MoS₂ nanosheets) instead by Cappaso and co-workers and tried to solve the problem [85]. The above arrangement completes two necessary conditions i.e. prominent layer to ease the injection process and hole collection and performing like a barrier so that metal electrode migration can be curbed. The N-methyl-2-pyrrolidone solvent is very famous for the experimentalist to efficient MoS₂ [86–87]. On the other hand, some study proves this solvent not suitable for perovskite, to make it perovskite favorable solvent (IPA), a solvent exchange process has to be required.

Najafet *al.* [88] developed “graphene interface engineering” strategy based on van der Waals MoS₂ QD/graphene hybrids that enable MAPbI₃-based PSCs to achieve a PCE up to 20.12% (average PCE of 18.8%). The van der Waals hybridization of MoS₂ quantum dots (QDs) with functionalized reduced graphene oxide (f-RGO), obtained by chemical silanization induced linkage between RGO and (3-mercaptopropyl)trimethoxysilane. This results in homogenize the deposition of the hole transport layer (HTL) or active buffer layer (ABL) onto the perovskite film since the two-dimensional nature of RGO effectively plugs the pinholes of the MoS₂ QD films. **Figure 5a** represents the sketch of mesoscopic MAPbI₃-based PSC exploiting MoS₂ QDs:f-RGO hybrids as both HTL and ABL. The normalized

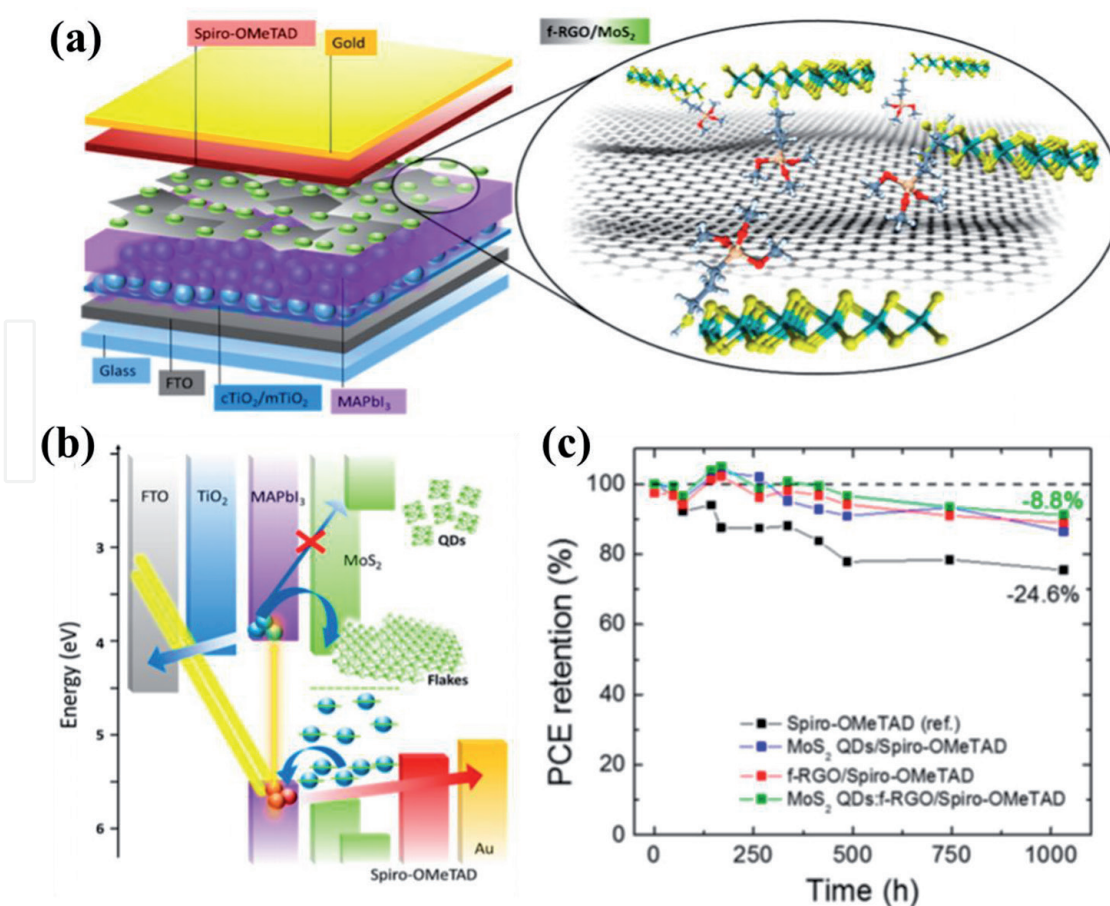


Figure 5.

(a) Sketch of mesoscopic MAPbI₃-based PSC exploiting MoS₂ QDs:f-RGO hybrids as both HTL and ABL. (b) Scheme of the energy band edge positions of the materials used in the different components of the assembled mesoscopic MAPbI₃-based PSC. (c) Normalized PCE trends vs. time extracted by *I* – *V* characteristics under 1 sun illumination. Reprinted with permission from [88]. Copyright (2018) American Chemical Society.

PCE trends vs. time extracted by *I* – *V* characteristics under 1 SUN illumination, periodically acquired during the shelf life test (ISOS-D-1), shows in **Figure 5c**.

4.2 Transport layers in inverted (p-i-n) photovoltaic

The organic solar cell is the key to fabricate the p-i-n PSC structures [89]. Huang *et al.* [90] successfully showed that with coverage optimization, a planar p-i-n⁺⁺ device with a PCE of over 11% was achieved. This also suggests that the ETL may not be necessary for an efficient device as long as the perovskite coverage is approaching 100%. **Figure 6a-b** presents the device architecture of the perovskite solar cells with (a) and without (b) a TiO₂ ETL. **Figure 6c** shows the current density-voltage curves of two typical CH₃NH₃PbI_{3-x}Cl_x-based solar cells grown on FTO substrates with and without UVO treatment under simulated AM1.5G solar irradiation (100 mW/cm²). Jeng and co-workers reported that perovskites have the ability to transport the holes [91]. To achieve a PCE of 15.1%, Hu *et al.* proposed a surface-modification technique in which the ITO surface/optimize energy level by using the cesium salt solution [92].

Liu and his co-workers reported layer free PSC with an efficiency of 13.5% to obtain this, perovskite layer directly put together with the ITO surface by using a sequential layer deposition method. The above arrangement proves that to enhance device efficiency ETL is not required always [93]. Ke *et al.* [94] manufactured ETL free PSC with efficiency 14.14% and *V*_{oc} 1.4 V deposited directly on FTO substrate (via a one-step solution process) in which no hole blocking layers

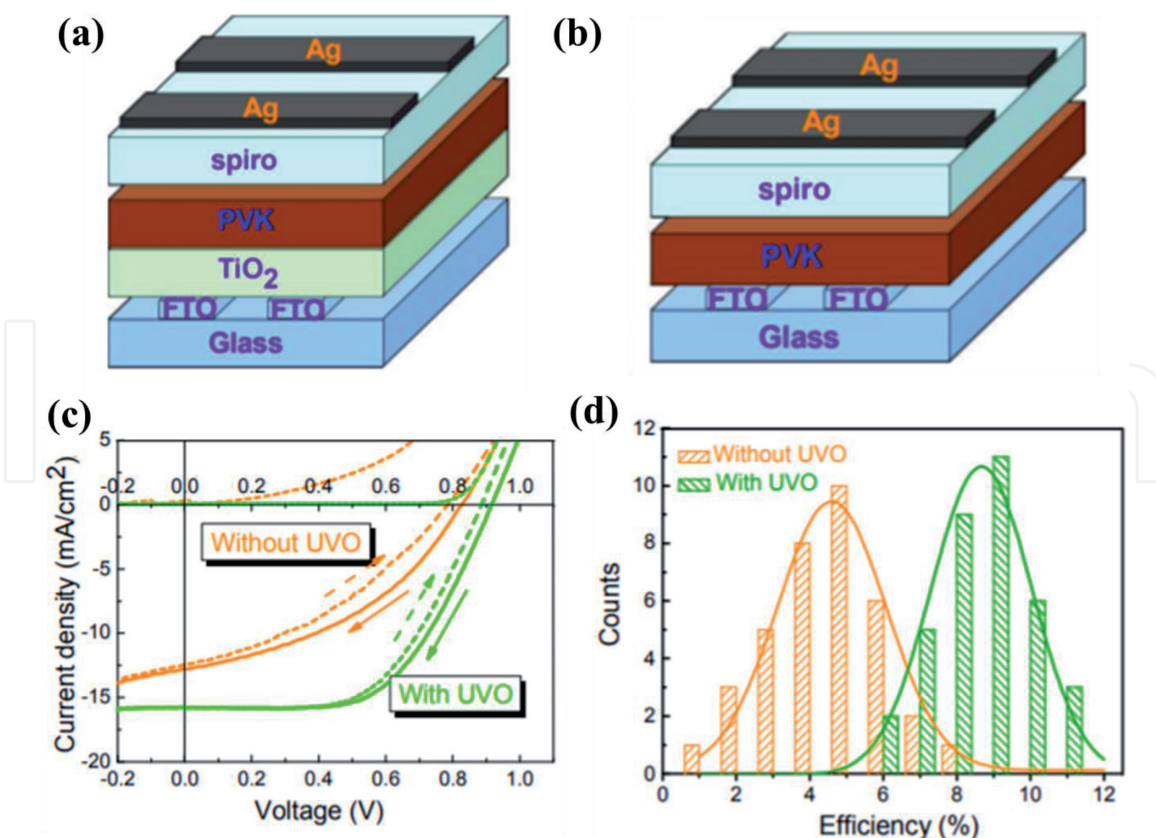


Figure 6. Device architecture of the perovskite solar cells (a) with TiO₂ ETL and (b) without TiO₂ ETL (c) J-V curves of CH₃NH₃PbI_{3-x}Cl_x-based solar cells with and without UVO treatment (d) histograms of their corresponding PCE values measured for 36 separate devices (c). Reprinted with permission from [90]. Copyright (2016) American Chemical Society.

are required. He further described that TiO₂ (electron-transporting material) is not a perfect interfacial material. It is also described Liu *et al.* [93], Chen *et al.* [95], and Prochowicz *et al.* [96] that the efficiency of compact layer-free devices can be higher when various film-forming techniques are to be used.

Various quantities of black phosphorus quantum dots (BPQDs) mixed with MAPbI₃ precursor solution to form p-i-n inverted devices [97]. These BPQDs based perovskite films revealed less non-reactive defects, larger grain size, and higher crystallinity, with a comparison of no BPQDs perovskite films. Further, it is clear from some experimental facts that BPQDs also work as heterogeneous nucleation sites. This leads to the growth of perovskite crystals with homogeneity. The PCE of 20% was obtained for additive-assisted perovskite film. Adding the BPQDs on the lower surface of MAPbI₃-the enhanced crystalline of MAPbI₃-BPQDs film has been achieved.

4.3 2d Ruddlesden-popper perovskite

The hybrid organic–inorganic halide perovskite (OIHPs) are very unsuitable in the industrial fabrication of solar device as they lose the stability on heating, moisture, and light. These major issues have been resolved by S. N. Ruddlesden and P. Popper to fabricate the perfect candidates known as Ruddlesden-Popper perovskite (RPPS). This is the mixture of 2D/3D materials and can be used in LEDs as it has an intense photoluminescence feature [98]. The 2D Ruddlesden-Popper (2DRP) perovskites are the topic of great interest and research because highly stable PSCs can be fabricated by them [99]. The general form of 2DRP is (A')₂ (A)_{n-1}B_nX_{3n+1}, where A' indicates R-NH₃ or H₃N-R (R an aromatic ligand or large aliphatic alkyl chain) and works as an insulating layer to partitioned the various inorganic layers. A describes small cation

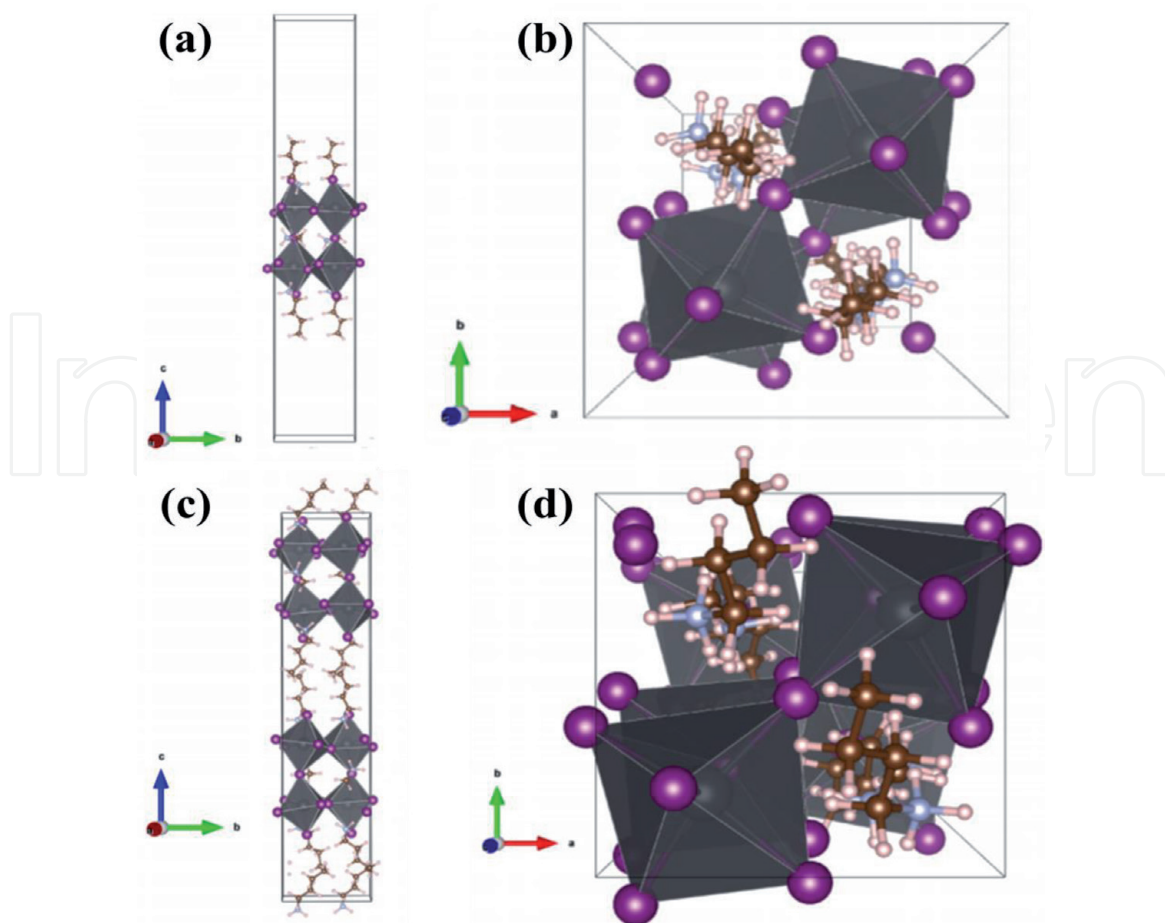


Figure 7.

(a) Lateral view and (b) top view of the $n = 2$ sheet (NS-RPP) optimized structure. Same (c, d) for the bulk QW (QW-RPP). [gray: Pb; purple: I; Brown: C; light blue: N; white: H atoms]. Reprinted with permission from [98]. Copyright (2018) American Chemical Society.

such as CH_3NH_3^+ and Cs^+ . B represents Pb^{2+} and Sn^{2+} , divalent metal cation, while X describes the halides. Various values of small n provide us strict 2D structure ($n = 1$), quasi-2D structure ($n = 2-5$), conventional 3D structure ($n = \infty$), and represents the number of metal halide, monolayer sheets [100]. These 2DRP excellently perform thermal stability, humidity stability, and structure stability [101–106]. Giorgi *et al.* [98] showed a lateral and top view of the nanosheets Ruddlesden–Popper organic–inorganic halide perovskites (NS-RPPs) optimized structure in **Figure 7a-b**. Also, lateral and top view of the quantum-well Ruddlesden–Popper organic–inorganic halide perovskites (QW-RPPs) structures in **Figure 7c-d**. The solution base synthesis, colloidal base method, liquid, and vapor-based epitaxy, exfoliation method, and single crystal growth are the well-known growing technique to fabricate 2DRP perovskites [107]. Niu *et al.* [108] prepared mono and few layers $(\text{C}_6\text{H}_9\text{C}_2\text{H}_4\text{NH}_3)_2\text{PbI}_4$ flakes via the method of micromechanical exfoliation.

5. Conversion treatment for photovoltaic cells

5.1 Downconversion of perovskite photovoltaic cell

In the previous investigations, various techniques and methods have been adopted to improve the efficiency of solar cells, higher by the Shockley and Queisser limit (32%). The phenomenon of splitting, low energy photons by high energy photons (single) is known as downconversion (quantum cutting). An ample work has been done on downconversion for photovoltaic devices. This was performed

with lanthanide ions because of its excellent optical properties. Various experiments also proved the use of nanomaterials as down converters. If we chose the lanthanide ions and design of the solar cell, there will be a maximum benefit to using the down-conversion materials. The host materials should possess properties like low scattering, absorption strength, thermal and chemical strength, high transmittance, photo-stability, and excitation energy [109–110]. The necessary conditions to pick the lanthanide ion are good electrical and chemical stability and high emission lifetime. Downconversion Tb^{3+} - Yb^{3+} has also been demonstrated in $\text{GdAl}_3(\text{BO}_3)_4$ [111], GdBO_3 [112], Y_2O_3 [113], CaF_2 nanocrystals [114] and lanthanum borogermenate glass [115]. Tsai *et al.* [116] explored the graphene quantum dots (GQDs) as a down conversion in then-type Si heterojunction (SHJ) solar cells.

The photographic image and the cross-sectional schematic of the SHJ solar cell are shown in **Figure 8a-b**, respectively. **Figure 8c-d** shows the low-magnification and high-magnification top-view SEM images of the micro pyramids of SHJ solar cells. The device with 0.3 wt % of GQDs shows the highest short-circuit current (J_{SC}) and fill factor (FF) of 37.47 mA/cm^2 and 72.51%, respectively, which leads to the highest PCE of 16.55% (**Figure 8f**). The external quantum efficiency (EQE) of the devices with 0.3 wt % and without GQDs and the EQE enhancement are shown in **Figure 8g**. The efficiency enhancement is due to the photon down conversion phenomenon of GQDs to make more photons absorbed in the depletion region for effective carrier separation, leading to the enhanced photovoltaic effect. Various down conversion materials were described and synthesized to enhance UV stability and UV photon harvesting [117–118].

5.2 Upconversion of perovskite photovoltaic cell

The conversion (nonlinear optical process) in which minimum two low energy photons, present in the near-infrared region into high energy photon with the visible region known as upconversion [119–120]. The upconversion materials contain large bandgap, seem to be most favorable for solar cell applications. Various uses of upconversion materials are optical data storage, medical therapy, display technology, light-harvesting, temperature sensors, and solid-state lighting. Trupke *et al.* [121] theoretically investigated that if a perfect upconverter is used with conventional single-junction bifacial solar cells (bandgap 2 eV), we can obtain PCE of 47.6% (non-concentrated sunlight) and 63.2% concentrated sunlight. Lanthanide based upconverters and organic upconverters are very common to improve the efficiency of photovoltaic devices. The elements lanthanum to lutetium are used as the upconverters. In addition, enhancement in the photocurrent has been achieved by the use of two commercial upconverters on both sides of Si solar cells (Pan *et al.*) [122].

The nano precursor upconversion materials $\text{Er}^{3+}/\text{Yb}^{3+}$ co-doped with TiO_2 and LaF_3 have been explored by Shan *et al.* [123]. Shang *et al.* [124] also explored the various techniques to enhance efficiency via upconversion. The utilization of light beyond the visible region is not possible by PSCs ($\text{CH}_3\text{NH}_3\text{PbI}_3$), due to their intrinsic bandgap. The upconversion is a specific way, to harvest this regime and convert it in the visible regime, so that the PSCs IR response can be increased. Chen and co-workers reported that the efficiency will be increased if $\text{LiYF}_4: \text{Yb}^{3+}, \text{Er}^{3+}$ single-crystal attached in the front part of PSCs [125]. Taking nano prisms $\text{NaYF}_4: \text{Yb}^{3+}, \text{Er}^{3+}$, which is hydrothermally formed to the TiO_2 layer in PSCs, the efficiency enhancement has been demonstrated by Roh *et al.* [126]. In another study, Wang *et al.* introduced efficiency increment via hydrothermally grown 3% Er^{3+} and 6% Yb^{3+} co-doped TiO_2 nanorod in PSCs [127]. In 2016, He *et al.* integrated $\text{NaYF}_4: \text{Yb}^{3+}, \text{Er}^{3+}$ nanoparticles as mesoporous electrode with PSCs ($\text{CH}_3\text{NH}_3\text{PbI}_3$ based), this leads a short circuit current density 0.74 mAcm^{-2} excite with 980 nm laser with

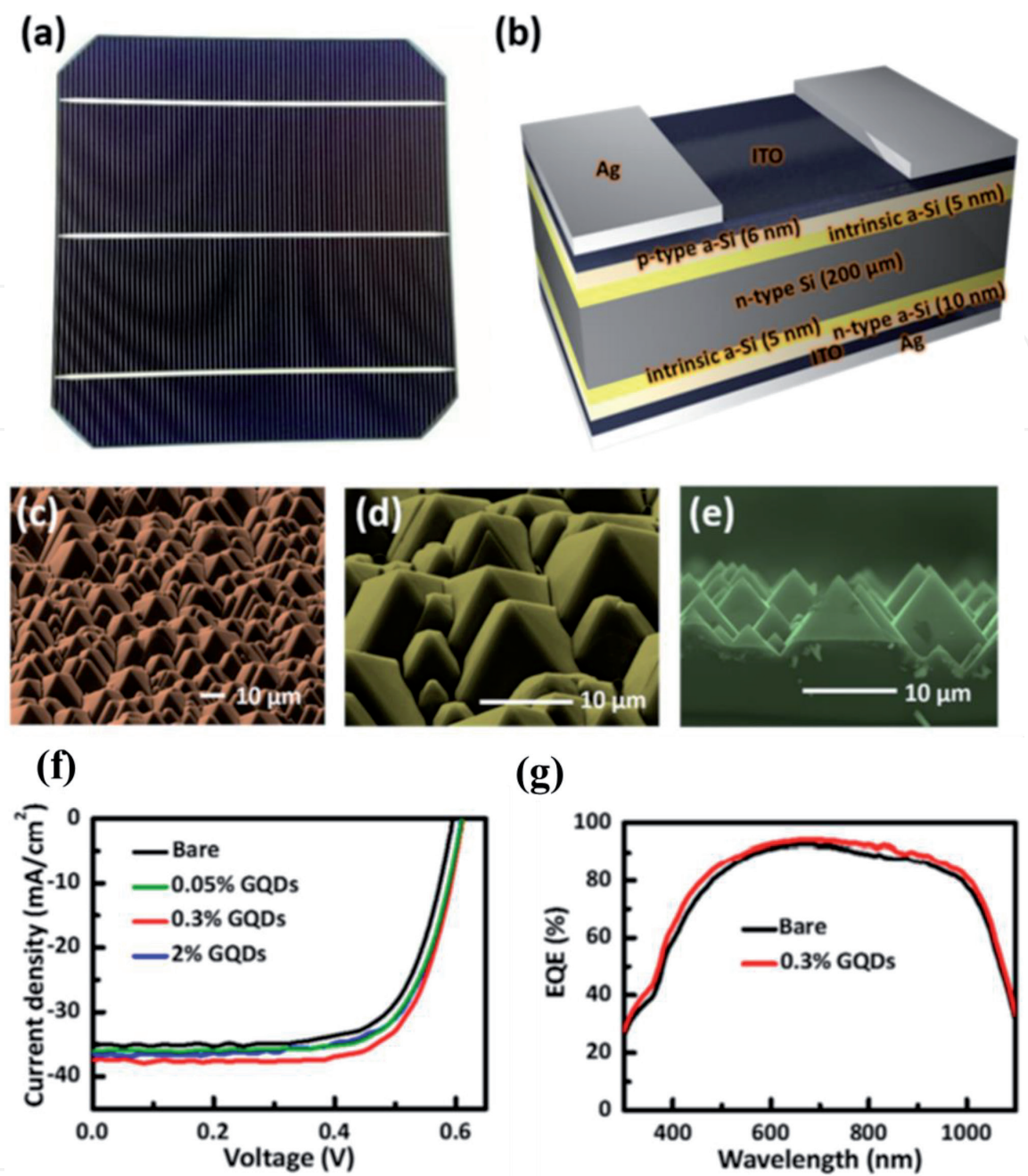


Figure 8. (a) Photographic image, (b) schematic, (c) low-resolution, (d) high-resolution, and (e) cross-sectional SEM images of SHJ solar cells. (f) $J - V$ characteristics of SHJ solar cells with various concentrations of GQDs. (g) EQE spectra of SHJ solar cells without and with 0.3 wt % of GQDs. Reprinted with permission from [116]. Copyright (2016) American Chemical Society.

28 W cm^{-2} [128]. The sample (semiconductor plasmon-sensitized nanocomposites i.e. $\text{mCu}_{2-x}\text{S@SiO}_2@\text{Er}_2\text{O}_3$), which changes the broadband infrared light to visible light by the localized surface plasmon resonance (LSPR) of Cu_{2-x}S integrated with TiO_2 paste [129]. This arrangement is used in PSCs as an electron extraction layer with an enhanced response of 800–1000 nm. With the dependency of the power density of the 980 nm extraction layer ($>0.85 \text{ mAc m}^{-2}$), the short circuit current density was noticed to rise 45 Wcm^{-2} .

6. Recent developments on 2d perovskite photovoltaic cells

The 2d layered perovskites are more advanced and useful than their 3d structures. The unique electroluminescent property of 2d perovskites makes them more

superior to their 3d counterparts. 2d perovskites structures have large exciton binding energy than 3d structures [130–131]. Due to this fact, 2d perovskite has a high photoluminescence quantum yield (PLQY) with enhanced radiative recombination. The appearance of cascaded energy structures in 2d perovskites films (mixed n layer thickness) leads to a fast and efficient energy transfer from lower-n quantum wells to higher-n quantum wells. These results in the decreased exciton quenching effect: occurring the enhanced van der Waals interactions in organic molecules and hydrophobic organic ligands, 2d perovskites show enhanced and ambient and thermal stability in the comparison with 3d perovskites. In 2d perovskites, the electrical and optical properties can be tuned more and advanced applications like circular-polarized emission and broadband emission due to their excellent chemical tenability [132–135].

You *et al.* [136] developed a novel annealing approach formethylammonium lead iodide (MAPbI₃) and (CsPbI₃)_{0.05}(FAPbI₃)_{0.95}(MAPbBr₃)_{0.05} mixed perovskite

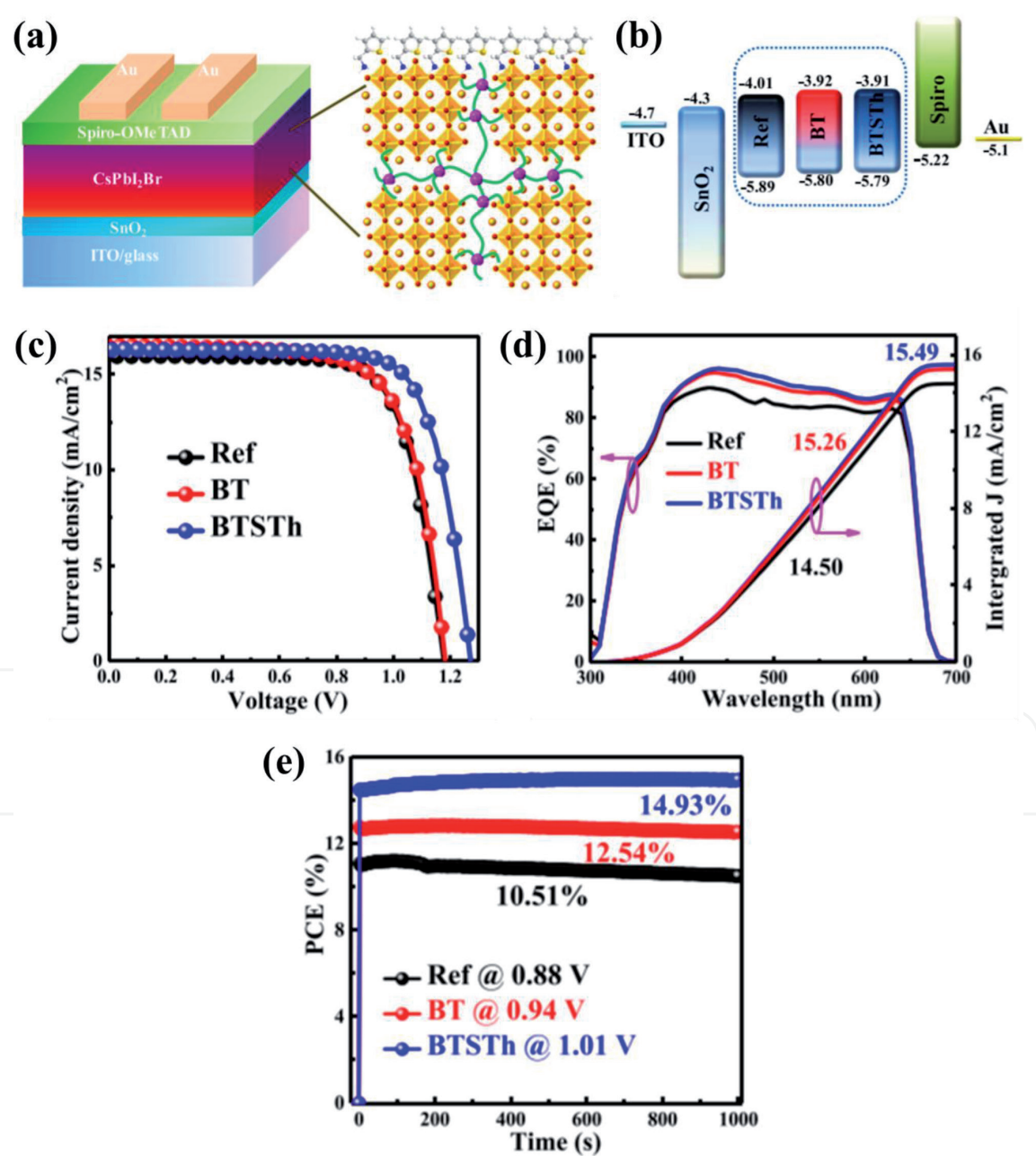


Figure 9.
(a) Schematic illustration of the device and the dual-protection CsPbI₂Br film. (b) Band alignment between various layers of a complete device. (c) the J – V curves of the devices fabricated from the ref., BT, and BTSTh films. (d) the EQE spectra of the various devices. (e) the stabilized maximum power output of the devices. Reprinted with permission from [140]. Copyright (2020) American Chemical Society.

films by fast laser beam scanning. Under optimum conditions, high-quality perovskite films with good crystallinity, preferred orientation, and low density of defects device offers PCE nearly about 20%. Wang *et al.* [137] showed an efficient strategy to tune the band structure and electron mobility of the ETL by adding NH_4Cl to the sol-gel-derived ZnO precursor. Low temperature (160°C) fabricated $\text{CsPbI}_2\text{Br}_2$ solar cells recorded high efficiency of 10.16%. Li *et al.* [138] fabricated the MAPbI_3 perovskite solar cells and showed the device performance is strongly influenced by the TiO_2 electron transport layer. Oz *et al.* [139] studied the effect of lead(II) propionate additive on the stabilization of CsPbI_2Br inorganic perovskite, and the use of a novel dopant-free polymer hole transport material (synthesized by us) for photovoltaic performance assessment of CsPbI_2Br solar cells.

Fu and his co-workers report a dual-protection strategy via incorporating monomer trimethylolpropane triacrylate (TMTA) into CsPbI_2Br perovskite bulk and capping the surface with 2-thiophenemethylammonium iodide (Th – NI) [140]. The fabricated devices show a greatly improved efficiency from 12.17 to 15.58% with an opening circuit voltage (V_{oc}) of 1.286 V. **Figure 9a** presents a schematic illustration of the device and the dual-protection CsPbI_2Br film. The UPS measurements are conducted to reveal the electronic structure changes the calculated results are drawn in **Figure 9b**. The photocurrent density-voltage (J-V) curves of the optimal devices under AM 1.5 illumination are presented in **Figure 9c**. The ref. device shows the best efficiency of 12.17% with a V_{oc} of 1.151 V, and TMTA doped film (BT) devices show an improved efficiency of 13.88% after incorporating 1 mg/mL of TMTA. In **Figure 9e**, the Th – NI modified BT film (BTSTh) device exhibits the improved output efficiency with 14.93% for 1000 s, while the ref. shows the attenuated efficiency and remains 10.51% under the same operation, which indicates the better operational stability for the BTSTh devices.

Li *et al.* [141] reported vertically aligned 2D/3D Pb – Sn perovskites with enhanced charge extraction and suppressed phase segregation for efficient printable solar cells. Wang *et al.* [142] successfully fabricated high-quality CsPbBr_3 films via additive engineering with NH_4SCN . The incorporation of NH_4^+ and pseudo-halide ion SCN^- into the precursor solution, a smooth and dense CsPbBr_3 film with good crystallinity and low trap state density can be obtained.

7. Neoteric challenges in development of 2d photovoltaic cells

It is crucial that the entire energy of any absorbed photon is harvested for next-generation photovoltaics. The unique features of 2d layered materials such as high crystalline quality, transparency, atomic thickness, make them special to use in photovoltaic solar cells. Thus, it is important to synthesize and demonstrate 2d flexible photovoltaic devices on industrial scale. While some different issues and problems will be faced by the experimentalist regarding an efficiency performance. The specific requirements in the fabrication of photovoltaic devices are the large-area synthesis, highly controllable, low cost, atomically thin, and recyclable fabrication of materials and their devices. The above features are specified not only for all potential electronic devices but also for optoelectronic devices. Increased number of layers of 2d materials, the conductivity of the material improves at the cost of reduced transparency. The application of 2d materials like TMDs and perovskites in photovoltaic devices has also been investigated over the last few years. The advantages of using such materials for solar cells have been explored based on the high absorption coefficient of these materials in the visible to the near-infrared part of the solar spectrum. So there is a need for more investigation of the hetero-structure based on these materials, which can synergize the performance of the

device. Although the efficiency of perovskite solar cells has been boosted to over 25%, further improving the efficiency towards their theoretical Shockley–Queisser efficiency limit of more than 30% and improving the stability towards commercial application deserve more intensive research. The micromechanical cleavage method provides us structural study and device performance but this cannot be used as industry level as low production rate and low yield. This lack noted by the scientific community and remarkable advancement has been achieved by fabricating 2d materials at the industry level within the past few years. Moreover, TMDs, hBN, graphene, and perovskite are critically fabricated with different methods like physical vapor transport, CVD, layer by layer conversion; etc. The samples obtained in this way have properties like controllable thickness, electronic properties scalable sizes, and high crystal quality. Also, a liquid-based wet chemical method provides two unique requirements high control power and low-cost manufacturing of atomically thin 2D nanomaterials. Moreover, it is necessary to achieve excellent crystal quality and film uniformity before using the LBWC technique in large scale manufacturing.

8. Conclusion

In this chapter, we have enlightened specific properties and synthesis techniques of graphene, TMDs, and perovskite. We have described recent progress made with graphene, graphene-based 2D materials for solar photovoltaics. In addition, 2d Schottky junction, homojunction, and heterojunction are explained briefly. The unique account of the charge carrier transport layer as ETL and HTL has been done fairly. Moreover, regular n-i-p and inverted p-i-n structure are the key features. Furthermore, 2DRP perovskite, upconversion/downconversion of perovskite cells are also discussed briefly. In the last of the section very recent developments on 2d perovskite photovoltaic cells have been critically explained with the facts. Various challenges in the fabrication and development of today's devices are pointed out. Therefore, the outlook towards 2d materials should be optimistic and needs more attention in the near future.

Author details

Manoj Kumar Singh^{1*}, Pratik V. Shinde², Pratap Singh¹ and Pawan Kumar Tyagi³

¹ Department of Physics under School of Engineering and Technology (SOET), Central University of Haryana (CUH), Mahendergarh, Haryana, India

² Centre for Nano and Material Sciences, Jain University, Bangalore, India

³ Department of Applied Physics, Delhi Technological University, Delhi, India

*Address all correspondence to: manojksingh@cuh.ac.in

IntechOpen

© 2020 The Author(s). Licensee IntechOpen. This chapter is distributed under the terms of the Creative Commons Attribution License (<http://creativecommons.org/licenses/by/3.0>), which permits unrestricted use, distribution, and reproduction in any medium, provided the original work is properly cited. 

References

- [1] Bequerel ER. C.R.Acad.Sci. 1839;9 145-149.
- [2] Park NG. Research Direction toward Scalable, Stable, and High Efficiency Perovskite Solar Cells. *Advanced Energy Materials* 2020;10 1903106(1-14). DIO: 10.1002/aenm.201903106.
- [3] Solanki CS and Beaucarne G. Advanced solar cell concepts. *Energy for Sustainable Development* 2007;11 17-23. DOI: 10.1016/S0973-0826(08)60573-6.
- [4] Wang L, Huang L, Wee Tan WC, Feng X, Chen L, Huang X, et al. 2D Photovoltaic Devices: Progress and Prospects. *Small method* 2018;2 1700294 (1-20). DOI: 10.1002/smtd.201700294
- [5] Edvinsson T. Optical quantum confinement and photocatalytic properties in two-, one- and zero-dimensional nanostructures. *Royal Society Open Science* 2018;5 180387-180403. DOI: 10.1098/rsos.180387.
- [6] Butler SZ, Hollen SM, Cao L, Cui Y, Gupta JA, Gutierrez HR, et al. Progress, Challenges, and Opportunities in Two-Dimensional Materials Beyond Graphene. *ACS Nano* 2013;7 2898-2926. DOI: 10.1021/nn400280c.
- [7] Gupta A, Sakthivel T, Seal S. Recent development in 2D materials beyond graphene. *Progress in Materials Science* 2015;73 44-126. DOI: 10.1016/j.pmatsci.2015.02.002.
- [8] Chen L, Zhang C, Liu. The Optimal Electronic Structure for High-Mobility 2D Semiconductors: Exceptionally High Hole Mobility in 2D Antimony. *Journal of American Chemical Society* 2019;141 16296-16302. DOI: 10.1021/jacs.9b05923.
- [9] Song H, Liu J, Liu B, Wu J, Cheng HM, Kang F. Two-Dimensional Materials for Thermal Management Applications. *Joule* 2018;2 442-463. DOI: 10.1016/j.joule.2018.01.006.
- [10] Zhang H, Ultrathin Two-Dimensional Nanomaterials, *ACS Nano* 2015;9 9451-9469. DOI: 10.1021/acsnano.5b05040.
- [11] Guo Y. Surface chemical-modification for engineering the intrinsic physical properties of inorganic two-dimensional nanomaterials. *Chemical Society Review* 2015;44 637-646. DOI: 10.1039/C4CS00302K.
- [12] Zhang Y, Tan YW, Stormer HL, Kim P. Experimental observation of the quantum Hall effect and Berry's phase in graphene. *Nature Letters* 2005;438 201-204. DOI: 10.1038/nature04235.
- [13] Novoselov KS, Jiang Z, Zhang Y, Morozov SV, Stormer HL, Zeitler U et al. Room-Temperature Quantum Hall Effect in Graphene. *Science* 2007;315 1379. DOI: 10.1126/science.1137201.
- [14] Stoller MD, Park S, Zhu Y, An J, Ruoff RS. Graphene-Based Ultracapacitors 2008;8 3498-3502. DOI: 10.1021/nl802558y.
- [15] Pomerantseva E, Gogotsi Y. Two-dimensional heterostructures for energy storage. *Nature Energy* 2017;2(7) 1-6. DOI: 10.1038/nenergy.2017.89.
- [16] Tucek J, Btonski P, Ugolotti P, Swain AK, Enokib T, Zboril R. Emerging chemical strategies for imprinting magnetism in graphene and related 2D materials for spintronic and biomedical applications. *Chemical Society Reviews* 2018;47 3899-3990. DOI: 10.1039/C7CS00288B.
- [17] Georgakilas V, Perman JA, Tucek J, Zboril R. Broad family of carbon nanoallotropes: classification, chemistry, and applications of

fullerenes, carbon dots, nanotubes, graphene, nanodiamonds, and combined superstructures. *Chemical Reviews* 2015;115 4744-4822. DOI: 10.1021/cr500304f.

[18] Novoselov KS, Geim AK, Morozov SV, Jiang D, Zhang D, Dubonos SV et al. Electric Field Effect in Atomically Thin Carbon Films. *Science* 2004;306(5696) 666-669. DOI: 10.1126/science.1102896.

[19] Allen MJ, Tung VC, Kaner RB. Honeycomb Carbon: A Review of Graphene. *Chemical Reviews* 2010;110 132-145. DOI: 10.1021/cr900070d.

[20] Mahmoodi T, Wang Y, Hahn YB. Graphene and its derivatives for solar cells application. *Nano Energy* 2018;47 51-65. DOI: 10.1016/j.nanoen.2018.02.047.

[21] Akinwande D, Brennan CJ, Bunch JS, Egberts P, Felts JR, Gao H et al. A review on mechanics and mechanical properties of 2D materials- Graphene and beyond. *Extreme Mechanics Letters* 2017;13 42-77. DOI: 10.1016/j.eml.2017.01.008.

[22] Yu1 X, Cheng H, Zhang M, Zhao Y, Qu L. Graphene-based smart materials, *Nature Reviews Materials* 2017;2 1-13. DOI: 10.1038/natrevmats.2017.46.

[23] Das S, Pandey D, Thomas J, Roy. The Role of Graphene and Other 2D Materials in Solar Photovoltaics. *Advanced Materials* 2018;31(1) 1802722(1-35). DOI: 10.1002/adma.201802722.

[24] Cao M, Xiong DB, Yang L, Li S, Xie Y, Guo Q et al. Ultrahigh Electrical Conductivity of Graphene Embedded in Metals, *Advanced Functional Materials* 2019;29(17) 1806792(1-8). DOI: 10.1002/adfm.201806792.

[25] Ma Y, Zhi L. Graphene-Based Transparent Conductive Films: Material

Systems, Preparation and Applications. *Small Methods* 2018;3(1) 1800199(1-32). DOI: 10.1002/smtd.201800199.

[26] Liu N, Chortos A, Lei T, Jin L, KimTR, Bae WG et al., Ultratransparent and stretchable graphene electrodes, *Science Advances* 2017;3 1700159(1-10). DOI: 10.1126/sciadv.1700159.

[27] Adetayo A, Runsewe D. Synthesis and Fabrication of Graphene and Graphene Oxide: A Review. *Open Journal of Composite Materials* 2019;9 207-229. DOI: 10.4236/ojcm.2019.92012.

[28] Das S, Sudhagar P, Kang YS, Choi W. Synthesis and Characterization of Graphene. In: Lu W Baek JB, Dai L (ed.) *Carbon Nanomaterials for Advanced Energy Systems: Advances in Materials Synthesis and Device Applications*. John Wiley & Sons; 2015. p1-2.

[29] Somani PR, Somani SP, Umeno M. Planer nano-graphenes from camphor by CVD. *Chemical Physics Letters* 2006;430 56-59. DOI: 10.1016/j.cplett.2006.06.081.

[30] Obraztsov AN, Obraztsova EA, Tyurnina AV, Zolotukhin AA. Chemical vapor deposition of thin graphite films of nanometer thickness. *Carbon* 2007;45 2017-2021. DOI: 10.1016/j.carbon.2007.05.028.

[31] Li X, Cai1 W, An1 J, Kim, Nah J, Yang D et al. Large-Area Synthesis of High-Quality and Uniform Graphene Films on Copper Foils. *Science* 2009;324 1312-1314. DOI: 10.1126/science.1171245.

[32] Cheng R, Jiang S, Chen Y, Liu Y, Weiss, Cheng HC et al. Few-layer molybdenum disulfide transistors and circuits for high-speed flexible electronics. *Nature Communications* 2014;5 5143(1-9). DOI: 10.1038/ncomms6143.

[33] Akinwande D, Petrone N, Hone J. Two-dimensional flexible

- nanoelectronics. *Nature Communications* 2014;5 5678(1-12). DOI: 10.1038/ncomms6678.
- [34] Choi W, Choudhary N, Han GH, Park J, Akinwande D, Lee YH. Recent development of two-dimensional transition metal dichalcogenides and their applications. *Materialstoday* 2017;20(3) 116-130. DOI: 10.1016/j.mattod.2016.10.002.
- [35] Li C, Cao Q, Wang F, Xiao Y, Li Y, Delaunay JJ et al. Engineering graphene and TMDs based van der Waals heterostructures for photovoltaic and photoelectrochemical solar energy conversion. *Chemical Society Reviews* 2018;47 4981-5037. DOI: 10.1039/C8CS00067K.
- [36] Wang QH, Zadeh KK, Kis A, Coleman JN, Strano MS. Electronics and optoelectronics of two-dimensional transition metal dichalcogenides. *Nature nanotechnology* 2012;7 699-712. DOI: 10.1038/nnano.2012.193
- [37] Mak KF, Lee C, Hone J, Shan J, Heinz TF. Atomically thin MoS₂: a new direct-gap semiconductor. *Physical Review Letters* 2010;105 136805(1-4). DOI: 10.1103/PhysRevLett.105.136805.
- [38] Mak KF, He K, Lee C, Lee GH, Hone J, Heinz TF et al. Tightly bound trions in monolayer MoS₂. *Nature Materials* 2013;12 207-211. DOI: 10.1038/nmat3505.
- [39] Cao T, Wang G, Han W, Ye H, Zhu C, Shi J et al. Valley-selective circular dichroism of monolayer molybdenum disulphide. *Nature Communications* 2012;3 1-5. DOI: 10.1038/ncomms1882.
- [40] Wilson JA, Yoffe AD. The transition metal dichalcogenides discussion and interpretation of the observed optical, electrical and structural properties. *Advances in Physics* 1969;18(73) 193-335. DOI: 10.1080/00018736900101307.
- [41] Velicky M, Toth PS. From two-dimensional materials to their heterostructures: An electrochemist's perspective. *Applied Materials Today* 2017;8 68-103. DOI: 10.1016/j.apmt.2017.05.003.
- [42] Simone Bertolazzi, Jacopo Brivio, Kis A. Stretching and Breaking of Ultrathin MoS₂. *ACS Nano* 2011; 5 9703-9709. DOI: 10.1021/nn203879f.
- [43] Iqbal MZ, Alam S, Faisal MM, Khan S. Recent advancement in the performance of solar cells by incorporating transition metal dichalcogenides as counter electrode and photoabsorber. *International Journal of Energy Research* 2019; 43 3058-3079. DOI: 10.1002/er.4375.
- [44] Ansari SA, Fouad H, Ansari SG, Sk MP, Cho MH. Mechanically exfoliated MoS₂ sheet coupled with conductive polyaniline as a superior supercapacitor electrode material. *Journal of colloid and interface science* 2017;504 276-282. DOI: 10.1016/j.jcis.2017.05.064.
- [45] Ding W, Hu L, Dai J, Tang X, Wei R, Sheng Z, et al. Highly ambient-stable 1T-MoS₂ and 1T-WSe₂ by hydrothermal synthesis under high magnetic fields. *ACS nano* 2019;13(2) 1694-1702. DOI: 10.1021/acsnano.8b07744.
- [46] Chae WH, Cain JD, Hanson ED, Murthy AA, Dravid VP. Substrate-induced strain and charge doping in CVD-grown monolayer MoS₂. *Applied Physics Letters* 2017;111(14) 143106(1-5). DOI: 10.1063/1.4998284.
- [47] Zhan L, Wan W, Zhu Z, Shih TM, Cai W. MoS₂ materials synthesized on SiO₂/Si substrates via MBE. *Journal of Physics: Conference Series* 2017;864(1) 012037(1-4). DOI: 10.1088/1742-6596/864/1/012037.
- [48] Yang J, Liu L. Trickle Flow Aided Atomic Layer Deposition (ALD)

- Strategy for Ultrathin Molybdenum Disulfide (MoS₂) Synthesis. *ACS applied materials & interfaces* 2019;11(39) 36270. DOI: 10.1021/acsami.9b12023.
- [49] Xiao M, Huang F, W Huang, Dkhissi Y, Zhu Y, Etheridge J, et al. A Fast Deposition Crystallization Procedure for Highly Efficient Lead Iodide Perovskite Thin Film Solar Cells. *Angewandte Chemie* 2014; 126(37)10056-10061. DOI: 10.1002/ange.201405334.
- [50] Cai B, Xing Y, Yang Z, Zhang WH, Qiu J, High performance hybrid solar cells sensitized by organolead halide perovskites. *Energy Environmental Science* 2013;6 1480-1485. DOI: 10.1039/C3EE40343B.
- [51] Lan C, Zhou Z, Wei R, Ho JC, Two-dimensional perovskite materials: From synthesis to energy-related applications. *Materials Today Energy* 2019;11 61-82. DOI: 10.1016/j.mtener.2018.10.008.
- [52] Kulkarni SA, Mhaisalkar SG, Mathews N, Boix PP. Perovskite Nanoparticles: Synthesis, Properties, and Novel Applications in Photovoltaics and LEDs. *Small Methods* 2019;3 1800231(1-16). DOI: 10.1002/smtd.201800231.
- [53] Ha ST, Liu X, Zhang Q, Giovanni D, Sum TC, Xiong Q. Synthesis of Organic-Inorganic Lead Halide Perovskite Nanoplatelets: Towards High-Performance Perovskite Solar Cells and Optoelectronic Devices. *Advanced Optical Materials* 2014;2 838-844. DOI: 10.1002/adom.201400106.
- [54] Utama MIB, Mata M, Magen C, Arbiol J, Xiong Q. Twinning-, Polytypism-, and Polarity-Induced Morphological Modulation in Nonplanar Nanostructures with van de Waals Epitaxy. *Advanced Functional Materials* 2013;23 1636-1646. DOI: 10.1002/adfm.201202027.
- [55] Utama MIB, Peng ZP, Chen R, Peng B, Xu XL, Dong YJ, et al. Vertically Aligned Cadmium Chalcogenide Nanowire Arrays on Muscovite Mica: A Demonstration of Epitaxial Growth Strategy. *Nano Letters* 2011;11 3051-3057. DOI: 10.1021/nl1034495.
- [56] Gillet M, Delamare R, Gillet E. Growth of epitaxial tungsten oxide nanorods. *Journal of Crystal Growth* 2005;279 93-99. DOI: 10.1016/j.jcrysgro.2005.01.089.
- [57] Tan C, Cao X, Wu XJ, He Q, Yang J, Zhang, et al. Recent advances in ultrathin two-dimensional nanomaterials. *Chemical Reviews* 2017;117(9) 6225-6331. DOI: 10.1021/acs.chemrev.6b00558.
- [58] Fontana M, Deppe T, Boyd AK, Rinzan M, Liu AY, Paranjape M. Electron-hole transport and photovoltaic effect in gated MoS₂ Schottky junctions. *Scientific Reports* 2013;3 1634(1-5). DOI: 10.1038/srep01634.
- [59] Shin DH, Kim JH, Kim JH, Jang CW, Seo SW, Lee HS, Kim S, Choi SH. Graphene/porous silicon Schottky-junction solar cells. *Journal of Alloys and Compounds* 2017;715:291-296. DOI: 10.1016/j.jallcom.2017.05.001.
- [60] Yi SG, Kim SH, Park S, Oh D, Choi HY, Lee N, et al. Mo_{1-x}W_xSe₂-Based Schottky Junction Photovoltaic Cells. *ACS applied materials & interfaces* 2016;8(49) 33811-33820. DOI: 10.1021/acsami.6b11768.
- [61] Pospischil A, Furchi M M, Mueller T. Solar-energy conversion and light emission in an atomic monolayer p-n diode. *Nature Nanotechnology* 2014;9(4), 257-261. DOI: 10.1038/nnano.2014.14
- [62] Baugher BW, Churchill HO, Yang Y, Herrero PJ. Optoelectronic devices based on electrically tunable p-n diodes

in a monolayer dichalcogenide. *Nature Nanotechnology* 2014;9(4) 262(1-6). DOI: 10.1038/nnano.2014.25.

[63] Ross JS, Klement P, Jones AM, Ghimire NJ, Yan J. Electrically tunable excitonic light-emitting diodes based on monolayer WSe₂ p-n junctions. *Nature Nanotechnology* 2014;9(4) 268-272. DOI: 10.1038/nnano.2014.26.

[64] Memaran S, Pradhan NR, Lu Z, Rhodes D, Ludwig J, Zhou Q, et al. Pronounced Photovoltaic Response from Multilayered Transition-Metal Dichalcogenides PN-Junctions. *Nano Letters* 2015;15(11) 7532-7538. DOI: 10.1021/acs.nanolett.5b03265.

[65] Li L, Yu Y, Ye GJ, Ge Q, Ou X, Wu H et al. Black phosphorus field-effect transistors. *Nature Nanotechnology* 2014;9(5) 372-377. DOI: 10.1038/nnano.2014.35.

[66] Liu H, Neal AT, Zhu Z, Luo Z, Xu X, Tomanek D et al, Phosphorene: An Unexplored 2D Semiconductor with a High Hole Mobility. *ACS Nano* 2014;8(4) 4033-4041. DOI: 10.1021/nn501226z.

[67] Xia F, Wang H, Jia Y. Rediscovering black phosphorus as an anisotropic layered material for optoelectronics and electronics. *Nature Communications* 2014;5 4458(1-6). DOI: 10.1038/ncomms5458.

[68] Choi MS, Qu D, Lee D, Liu X, Watanabe K, Taniguchi T et al. Lateral MoS₂ p-n junction formed by chemical doping for use in high-performance optoelectronics. *ACS nano* 2014;8(9) 9332-9340. DOI: 10.1021/nn503284n.

[69] Duan X, Wang C, Shaw JC, Cheng R, Chen Y, Li H et al. Lateral epitaxial growth of two-dimensional layered semiconductor heterojunctions. *Nature nanotechnology* 2014;9(12) 1024-1030. DOI: 10.1038/nnano.2014.222.

[70] Gong Y, Lin J, Wang X, Shi G, Lei S, Lin Z, et al. Vertical and in-plane heterostructures from WS₂/MoS₂ monolayers. *Nature materials* 2014;13(12) 1135-1142. DOI: 10.1038/nmat4091.

[71] Li Z, Zheng J, Zhang Y, Zheng C, Woon WY, Chuang MC. et al. Synthesis of ultrathin composition graded doped lateral WSe₂/WS₂ heterostructures. *ACS Applied Materials & Interfaces* 2017;9(39) 34204-34212. DOI: 10.1021/acsami.7b08668.

[72] Snaith HJ, Abate A, Ball JM, Eperon GE, Leijtens T, Noel NK. et al. Anomalous Hysteresis in Perovskite Solar Cells. *The Journal of Physical Chemistry Letters* 2014;5 1511-1515. DOI: 10.1021/jz500113x.

[73] Baena JPC, Steier L, Tress W, Saliba M, Neutzner S, Matsui T, Highly efficient planar perovskite solar cells through band alignment engineering. *Energy Environmental Science* 2015;5 2928-2934. DOI: 10.1039/C5EE02608C.

[74] Guo Z, Zhuang J, Ma Z, Xia H, Yi J, Zhou W, et al. Improving the performance of lead acetate-based perovskite solar cells via solvent vapor annealing. *Adv. Funct. Mater.* 2019;21 4753-4762. DOI: 10.1039/C9CE00724E.

[75] Roose B, Wang Q, Abate A. The Role of Charge Selective Contacts in Perovskite Solar Cell Stability, *Advanced Energy Materials* 9 (2018) 1803140-1803159. DOI: 10.1002/aenm.201803140.

[76] Posudievsky OY, Konoshchuk NV, Shkavro AG, Koshechko VG, Pokhodenko VD. Structure and electronic properties of poly(3,4-ethylenedioxythiophene) poly(styrene sulfonate) prepared under ultrasonic irradiation. *Synthetic Metals* 2014;195 335-339. DOI: 10.1016/j.synthmet.2014.07.001.

- [77] Singh R, Giri A, Pal M, Thiagarajan K, Kwak J, Lee JJ, Perovskite solar cells with an MoS₂ electron transport layer. *Journal of Materials Chemistry A* 2019;7 7151-7158. DOI: 10.1039/C8TA12254G.
- [78] Yin G, Zhao H, Feng J, Sun J, Yan J, Liu Z, et al. Low-temperature and facile solution-processed two-dimensional TiS₂ as an effective electron transport layer for UV-stable planar perovskite solar cells. *Journal of Materials Chemistry A*. 2018;6(19):9132-9138. DOI: 10.1039/C8TA01143E.
- [79] Huang P, Chen Q, Zhang K, Yuan L, Zhou Y, Song B, et al. 21.7% efficiency achieved in planar n-i-p perovskite solar cells via interface engineering with water-soluble 2D TiS₂. *Journal of Materials Chemistry A* 2019;7(11) 6213-6219. DOI: 10.1039/C8TA11841H.
- [80] Zhao X, Liu S, Zhang H, Chang SY, Huang W, Zhu B, et al. 20% efficient perovskite solar cells with 2D electron transporting layer. *Advanced Functional Materials* 2019;29(4) 1805168(1-8). DOI: 10.1002/adfm.201805168.
- [81] Yang L, Dall'Agnese Y, Hantanasirisakul K, Shuck CE, Maleski K, Alhabeb M, SnO₂-Ti₃C₂ MXene electron transport layers for perovskite solar cells. *Journal of materials chemistry A* 2019;7(10) 5635-5642. DOI: 10.1039/C8TA12140K.
- [82] Guo Z, Gao L, Xu Z, Teo S, Zhang C, Kamata Y et al. High Electrical Conductivity 2D MXene Serves as Additive of Perovskite for Efficient Solar Cells. *Small* 2018;14 1802738(1-8). DOI: 10.1002/smll.201802738.
- [83] Wang Y, Zhang H, Zhang T, Shi W, Kan M, Chen J et al. Photostability of MAPbI₃ perovskite solar cells by incorporating black phosphorus. *Solar RRL* 2019;3(9) 1900197(1-7). DOI: 10.1002/solr.201900197.
- [84] Long R, Fang W, Akimov AV. Nonradiative electron-hole recombination rate is greatly reduced by defects in monolayer black phosphorus: ab initio time domain study. *The Journal of Physical Chemistry Letters* 2016;7(4) 653-659. DOI: 10.1021/acs.jpcllett.6b00001.
- [85] Capasso A, Matteocci F, Najafi L, Prato M, Buha J, Cinà L et al. Few Layer MoS₂ Flakes as Active Buffer Layer for Stable Perovskite Solar Cells. *Advanced Energy Materials* 2016;6(16) 1600920(1-12). DOI: 10.1002/aenm.201600920.
- [86] Jawaid A, Nepal D, Park K, Jespersen M, Qualley A, Mirau P, et al. Mechanism for liquid phase exfoliation of MoS₂. *Chemistry of Materials* 2016;28(1) 337-348. DOI: 10.1021/acs.chemmater.5b04224.
- [87] Gupta A, Arunachalam V, Vasudevan S. Liquid-phase exfoliation of MoS₂ nanosheets: the critical role of trace water. *The journal of physical chemistry letters* 2016;7(23) 4884-4890. DOI: 10.1021/acs.jpcllett.6b02405.
- [88] Najafi L, Taheri B, Martín-García B, Bellani S, Girolamo DD, Agresti A, et al. MoS₂ quantum dot/graphene hybrids for advanced interface engineering of a CH₃NH₃PbI₃ perovskite solar cell with an efficiency of over 20%. *ACS nano* 2018;12(11) 10736-10754. DOI: 10.1021/acsnano.8b05514.
- [89] Meng L, You J, Guo TF, Yang Y. Recent advances in the inverted planar structure of perovskite solar cells. *Accounts of chemical research* 2016;49(1) 155-165. DOI: 10.1021/acs.accounts.5b00404.
- [90] Huang L, Xu J, Sun X, Du Y, Cai H, Ni J, et al. Toward revealing the critical role of perovskite coverage in highly efficient electron-transport layer-free perovskite solar cells: an energy band and equivalent circuit model

perspective. *ACS Applied Materials & Interfaces* 2016;8(15) 9811-9820. DOI: 10.1021/acsami.6b00544.

[91] Jeng JY, Chiang YF, Lee MH, Peng SR, Guo TF, Chen P, et al. $\text{CH}_3\text{NH}_3\text{PbI}_3$ perovskite/fullerene planar heterojunction hybrid solar cells. *Advanced Materials* 2013;25(27) 3727-3732. DOI: 10.1002/adma.201301327.

[92] Hu Q, Wu J, Jiang C, Liu T, Que X, Zhu R, et al. Engineering of electron-selective contact for perovskite solar cells with efficiency exceeding 15%. *ACS nano*. 2014;8(10) 10161-10167. DOI: doi.org/10.1021/nn5029828.

[93] Liu D, Yang J, Kelly TL. Compact layer free perovskite solar cells with 13.5% efficiency. *Journal of the American Chemical Society* 2014;136(49) 17116-17122. DOI: 10.1021/ja508758k.

[94] Ke W, Fang G, Wan J, Tao H, Liu Q, Xiong L, et al. Efficient hole-blocking layer-free planar halide perovskite thin-film solar cells. *Nature communications* 2015;6(1) 1-7. DOI: 10.1038/ncomms7700.

[95] Chen Z, Dong Q, Liu Y, Bao C, Fang Y, Lin Y, et al. Thin single crystal perovskite solar cells to harvest below-bandgap light absorption. *Nature communications*. 2017;8(1) 1-7. DOI: 10.1038/s41467-017-02039-5.

[96] Prochowicz D, Yadav P, Saliba M, Saski M, Zakeeruddin SM, Lewiński J, et al. Mechano-synthesis of pure phase mixed-cation $\text{MA}_x\text{FA}_{1-x}\text{PbI}_3$ hybrid perovskites: photovoltaic performance and electrochemical properties. *Sustainable Energy & Fuels* 2017;1(4) 689-693. DOI: 10.1039/C7SE00094D.

[97] Yang W, Chen J, Lian X, Li J, Yao F, Wu G, et al. Black Phosphorus Quantum Dots Induced High Quality Perovskite Film for Efficient and Thermally Stable Planar Perovskite Solar Cells. *Solar Rrl*.

2019;3(8) 1900132(1-8). DOI: 10.1002/solr.201900132.

[98] Giorgi G, Yamashita K, Palummo M. Nature of the electronic and optical excitations of Ruddlesden–Popper hybrid organic–inorganic perovskites: The role of the many-body interactions. *The journal of physical chemistry letters* 2018;9(19) 5891-5896. DOI: 10.1021/acs.jpcllett.8b02653.

[99] Zheng Y, Niu T, Ran X, Qiu J, Li B, Xia Y, et al. Unique characteristics of 2D Ruddlesden–Popper (2DRP) perovskite for future photovoltaic application. *Journal of Materials Chemistry A*. 2019;7(23):13860-13872. DOI: 10.1039/C9TA03217G.

[100] Gao X, Zhang X, Yin W, Wang H, Hu Y, Zhang Q, et al. Ruddlesden–Popper Perovskites: Synthesis and Optical Properties for Optoelectronic Applications. *Advanced Science* 2019;6(22) 1900941(1-22). DOI: 10.1002/advs.201900941.

[101] Smith IC, Hoke ET, Solis-Ibarra D, McGehee MD, Karunadasa HI. A Layered Hybrid Perovskite Solar-Cell Absorber with Enhanced Moisture Stability. *Angewandte International Edition Chemie* 2014;53 11232-11235. DOI: 10.1002/anie.201406466.

[102] Mitzi DB, Templating and structural engineering in organic–inorganic perovskites. *J. Chem. Soc., Dalton Transaction* 2001 1-12. DOI: 10.1039/B007070J.

[103] Quan LN, Yuan M, Comin R, Voznyy O, Beauregard EM, Hoogland S et al. Ligand-Stabilized Reduced-Dimensionality Perovskites *Journal of American Chemical Society* 2016;138 2649-2655. DOI: 10.1021/jacs.5b11740.

[104] Eperon GE, Paterno GM, Sutton RJ, Zampetti A, Haghighirad AA, Cacialli F et al. Inorganic caesium lead

iodide perovskite solar cells. *Journal of Materials Chemistry A* 2015;3 19688-19695. DOI: 10.1039/C5TA06398A.

[105] Protesescu L, Yakunin S, Bodnarchuk MI, Krieg F, Caputo R, Hendon CH et al. Nanocrystals of Cesium Lead Halide Perovskites (CsPbX_3 , X = Cl, Br, and I): Novel Optoelectronic Materials Showing Bright Emission with Wide Color Gamut. *Nano Letters* 2015;5 3692-3696. DOI: 10.1021/nl5048779.

[106] Zhang T, Dar MI, Li G, Xu F, Guo, Gratzel M et al. Bication lead iodide 2D perovskite component to stabilize inorganic a- CsPbI_3 perovskite phase for high-efficiency solar cells. *Science Advances* 2017;3 1700841(1-6). DOI: 10.1126/sciadv.1700841.

[107] Tian X, Zhang Y, Zheng R, Wei D, Liu J. Two-dimensional organic-inorganic hybrid Ruddlesden-Popper perovskite materials: preparation, enhanced stability, and applications in photodetection. *Sustainable Energy & Fuels* 2020;4(5):2087-2113. DOI: 10.1039/C9SE01181A.

[108] Niu W, Eiden A, Prakash VG, Baumberg JJ. Exfoliation of self-assembled 2D organic-inorganic perovskite semiconductors. *Applied Physics Letters* 2014;104(17) 171111(1-4). DOI: 10.1063/1.4874846.

[109] Bünzli JCG, Chauvin AS: Lanthanides in solar energy conversion. In Jean-Claude GB, Vitalij KP, (ed.) *Handbook on the physics and chemistry of rare earths*. Elsevier;2014. p169-281.

[110] Huang X, Han S, Huang W, Liu X. Enhancing solar cell efficiency: the search for luminescent materials as spectral converters. *Chemical Society Reviews*. 2013;42(1) 173-201. DOI: 10.1039/c2cs35288e.

[111] Zhang QY, Yang GF, Jiang ZH. Cooperative downconversion in Gd

$\text{Al}_3(\text{BO}_3)_4$: RE^{3+} , Yb^{3+} (RE= Pr, Tb, and Tm). *Applied Physics Letters* 2007;91(5) 051903(1-3). DOI: 10.1063/1.2757595.

[112] Li Z, Zeng Y, Qian H, Long R, Xiong Y. Facile synthesis of GdBO_3 spindle assemblies and microdisks as versatile host matrices for lanthanide doping. *CrystEngComm*. 2012;14(11):3959-3964. DOI: 10.1039/C2CE06596G.

[113] Yuan JL, Zeng XY, Zhao JT, Zhang ZJ, Chen HH, Yang XX. Energy transfer mechanisms in Tb^{3+} , Yb^{3+} codoped Y_2O_3 downconversion phosphor. *Journal of Physics D: Applied Physics* 2008;41(10) 105406(1-6). DOI: 10.1088/0022-3727/41/10/105406.

[114] Ye S, Zhu B, Chen J, Luo J, Qiu JR. Infrared quantum cutting in Tb^{3+} , Yb^{3+} codoped transparent glass ceramics containing Ca F_2 nanocrystals. *Applied Physics Letters* 2008;92(14) 141112(1-3). DOI: 10.1063/1.2907496.

[115] Liu X, Ye S, Qiao Y, Dong G, Zhu B, Chen D et al. Cooperative downconversion and near-infrared luminescence of Tb^{3+} - Yb^{3+} codoped lanthanum borogermanate glasses. *Applied Physics B* 2009;96(1) 51-55. DOI: 10.1007/s00340-009-3478-z.

[116] Tsai ML, Tu WC, Tang L, Wei TC, Wei WR, Lau SP et al. Efficiency enhancement of silicon heterojunction solar cells via photon management using graphene quantum dot as downconverters. *Nano letters* 2016;16(1) 309-313. DOI: 10.1021/acs.nanolett.5b03814.

[117] Hou X, Xuan T, Sun H, Chen X, Li H, Pan L. High-performance perovskite solar cells by incorporating a ZnGa_2O_4 : Eu^{3+} nanophosphor in the mesoporous TiO_2 layer. *Solar Energy Materials and Solar Cells* 2016;149 121-127. DOI: 10.1016/j.solmat.2016.01.021.

- [118] Chen W, Luo Q, Zhang C, Shi J, Deng X, Yue L et al. Effects of down-conversion CeO_2 : Eu^{3+} nanophosphors in perovskite solar cells. *Journal of Materials Science: Materials in Electronics* 2017;28(15) 11346-11357. DOI: 10.1007/s10854-017-6928-0.
- [119] Wang HQ, Batentschuk M, Osvet A, Pinna L, Brabec CJ. Rare-earth ion doped up-conversion materials for photovoltaic applications. *Advanced Materials* 2011;2675-2680. DOI: 10.1002/adma.201100511.
- [120] Badescu V, Badescu AM. Improved model for solar cells with up-conversion of low-energy photons. *Renewable Energy* 2009;34(6) 1538-1544. DOI: 10.1016/j.renene.2008.11.006.
- [121] Trupke T, Green MA, Würfel P. Improving solar cell efficiencies by up-conversion of sub-band-gap light. *Journal of applied physics*. 2002;92(7) 4117-4122. DOI: 10.1063/1.1505677.
- [122] Pan AC, Canizo CD, Luque A. Characterization of up-converter layers on bifacial silicon solar cells. *Materials Science and Engineering: B* 2009;159 212-215. DOI: 10.1016/j.mseb.2008.10.058.
- [123] Shan GB, Demopoulos GP. Near-infrared sunlight harvesting in dye-sensitized solar cells via the insertion of an upconverter- TiO_2 nanocomposite layer. *Advanced materials* 2010;22(39) 4373-4377. DOI: 10.1002/adma.201001816.
- [124] Shang Y, Hao S, Yang C, Chen G. Enhancing solar cell efficiency using photon upconversion materials. *Nanomaterials* 2015;5(4) 1782-1809. DOI: 10.3390/nano5041782.
- [125] Chen X, Xu W, Song H, Chen C, Xia H, Zhu Y et al. Highly Efficient LiYF_4 : Yb^{3+} , Er^{3+} Upconversion single crystal under solar cell spectrum excitation and photovoltaic application. *ACS Applied Materials & Interfaces* 2016;8(14) 9071-9079. DOI: 10.1021/acsami.5b12528.
- [126] Roh J, Yu H, Jang J. Hexagonal $\beta\text{-NaYF}_4$: Yb^{3+} , Er^{3+} nanoprism-incorporated upconverting layer in perovskite solar cells for near-infrared sunlight harvesting. *ACS Applied Materials & Interfaces* 2016;8(31) 19847-19852. DOI: 10.1021/acsami.6b04760.
- [127] Wang X, Zhang Z, Qin J, Shi W, Liu Y, Gao H et al. Enhanced photovoltaic performance of perovskite solar cells based on Er-Yb co-doped TiO_2 nanorod arrays. *Electrochimica Acta* 2017;245 839-845. DOI: 10.1016/J.ELECTACTA.2017.06.032.
- [128] He M, Pang X, Liu X, Jiang B, He Y, Snaith H, Lin Z. Monodisperse Dual-functional upconversion nanoparticles enabled nearinfrared organolead halide perovskite solar cells. *Angewandte International Edition Chemie* 2016;128(13):4352-4356. DOI: 10.1002/anie.201600702.
- [129] Zhou D, Liu D, Jin J, Chen X, Xu W, Yin Z et al. Semiconductor plasmon-sensitized broadband upconversion and its enhancement effect on the power conversion efficiency of perovskite solar cells. *Journal of Materials Chemistry A* 2017;5(32) 16559-16567. DOI: 10.1039/C7TA04943A.
- [130] Straus DB, Kagan CR. Electrons, excitons, and phonons in two-dimensional hybrid perovskites: connecting structural, optical, and electronic properties. *The journal of physical chemistry letters* 2018;9(6) 1434-1447. DOI: 10.1021/acs.jpcllett.8b00201.
- [131] Katan C, Mercier N, Even J. Quantum and dielectric confinement effects in lower-dimensional hybrid perovskite semiconductors. *Chemical*

reviews 2019;119(5) 3140-3192. DOI: 10.1021/acs.chemrev.8b00417.

[132] Zhang L, Liu Y, Yang Z, Liu SF. Two dimensional metal halide perovskites: Promising candidates for light-emitting diodes. *Journal of Energy Chemistry* 2019;37 97-110. DOI: 10.1016/j.jechem.2018.12.005.

[133] Sutherland BR, Sargent EH. Perovskite photonic sources. *Nature Photonics* 2016;10(5) 295-305. DOI: 10.1038/nphoton.2016.62. DOI: 10.1016/j.jechem.2018.12.005.

[134] Kim YH, Cho H, Lee TW. Metal halide perovskite light emitters. *Proceedings of the National Academy of Sciences*. 2016 Oct 18;113(42):11694-702. DOI: 10.1073/pnas.1607471113.

[135] Kim YH, Cho H, Heo JH, Kim TS, Myoung N, Lee CL et al. Multicolored organic/inorganic hybrid perovskite light-emitting diodes. *Advanced materials* 2015;27(7) 1248-1254. DOI: 10.1002/adma.201403751.

[136] You P, Li G, Tang G, Cao J, Yan F. Ultrafast laser-annealing of perovskite films for efficient perovskite solar cells. *Energy & Environmental Science* 2020;13(4) 1187-1196. DOI: 10.1039/C9EE02324K.

[137] Wang H, Cao S, Yang B, Li H, Wang M, Hu X et al. NH_4Cl -Modified ZnO for High-Performance CsPbIBr_2 Perovskite Solar Cells via Low-Temperature Process. *Solar Rrl* 2020;4(1) 1900363. DOI: 10.1002/solr.201900363.

[138] Li Y, Hoyer RL, Gao HH, Yan L, Zhang X, Zhou Y et al. Over 20% Efficiency in Methylammonium Lead Iodide Perovskite Solar Cells with Enhanced Stability via “in Situ Solidification” of the TiO_2 Compact Layer. *ACS Applied Materials & Interfaces* 2020;12(6) 7135-7143. DOI: 10.1021/acsami.9b19153.

[139] Oz S, Jena AK, Kulkarni A, Mouri K, Yokoyama T, Takei I et al. Lead (II) Propionate Additive and a Dopant-Free Polymer Hole Transport Material for CsPbI_2Br Perovskite Solar Cells. *ACS Energy Letters* 2020;5(4) 1292-1299. DOI: 10.1021/acsenergylett.0c00244.

[140] Fu S, Zhang W, Li X, Wan L, Wu Y, Chen L et al. Dual-Protection Strategy for High-Efficiency and Stable CsPbI_2Br Inorganic Perovskite Solar Cells. *ACS Energy Letters* 2020;5(2) 676-684. DOI: 10.1021/acsenergylett.9b02716.

[141] Li C, Pan Y, Hu J, Qiu S, Zhang C, Yang Y et al. Vertically Aligned 2D/3D Pb–Sn Perovskites with Enhanced Charge Extraction and Suppressed Phase Segregation for Efficient Printable Solar Cells. *ACS Energy Letters* 2020;5(5) 1386-1395. DOI: 10.1021/acsenergylett.0c00634.

[142] Wang D, Li W, Du Z, Li G, Sun W, Wu J et al. Highly efficient CsPbBr_3 planar perovskite solar cells via additive engineering with NH_4SCN . *ACS Applied Materials & Interfaces* 2020;12(9) 10579-10587. DOI: 10.1021/acsami.9b23384.