

# We are IntechOpen, the world's leading publisher of Open Access books Built by scientists, for scientists

6,900

Open access books available

186,000

International authors and editors

200M

Downloads

Our authors are among the

154

Countries delivered to

TOP 1%

most cited scientists

12.2%

Contributors from top 500 universities



WEB OF SCIENCE™

Selection of our books indexed in the Book Citation Index  
in Web of Science™ Core Collection (BKCI)

Interested in publishing with us?  
Contact [book.department@intechopen.com](mailto:book.department@intechopen.com)

Numbers displayed above are based on latest data collected.  
For more information visit [www.intechopen.com](http://www.intechopen.com)



# Introductory Chapter: Accelerators and Colliders

*Ozan Artun*


## 1. Introduction

Accelerators are devices that may repel charged particles such as protons and electrons near the speed of light. The charged particles are collided either on targets or towards other particles in the opposite directions. Accelerators utilize electromagnetic fields to accelerate the charged particles, and radio-frequency cavities increase the particle beams as magnet in accelerators focus the beams and curves to their trajectory. There are significant properties of an accelerator according to the aim of usage, e.g., the energy of collisions and type of particles. Therefore, the number of accelerators in operation around the world exceed 30,000. It is obvious that the need of understanding the nature and determination of nature's laws in the subatomic dimension have been provided by accelerators especially in particle physics, because the developments in particle accelerators and particle detectors ensure attractive opportunities for great scientific advances [1, 2]. In addition to researches in physics, the particle accelerators are used by commercial purposes, some of which are the production of radioactive sources in cancer treatment and medical imaging, sterilizing in medical hardware and food, energetic radioisotope production, production of semiconductors for electronic systems, etc. [3–8].

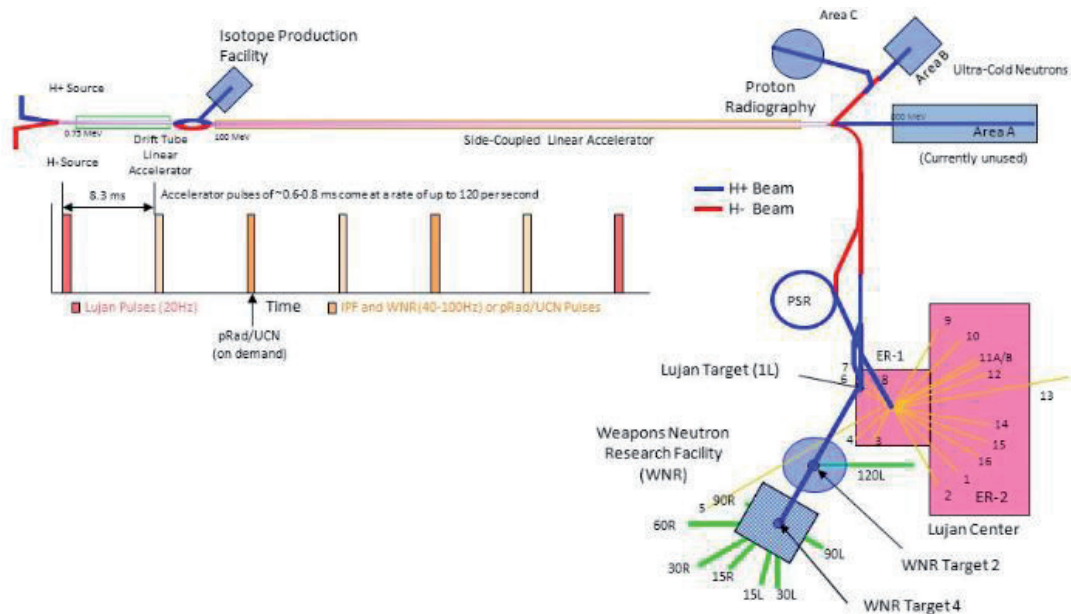
For those purposes, different accelerators as linear and circular types are available all over the world. A linear accelerator (linac) includes merely accelerating structures as the charged particles do not need to be rotated, and linacs exclusively utilize from one acceleration pass. This situation leads to increasing the length of the accelerator to reach high-energy levels. To accelerate the ions, linacs have an accelerating tube including a number of electrodes, where a high-frequency alternating voltage and ions are accelerated in the gap between the electrodes in suitable voltage [1, 2], for example, Stanford Linear Accelerator (SLAC), which is a 3.2-km-long electron-positron collider [9], and the proton accelerator with 800 MeV in the Los Alamos Neutron Science Center (LANSCE) [10] as shown in **Figures 1** and **2**.

On the other hand, the particles in circular accelerators rotate the same circuit to reach energy range that are wanted due to getting an energy boost at each turn. However, to keep particles in their circular orbit, powerful magnetic field must be provided by device [1] such as cyclotron and synchrotron. Cyclotrons are the well-known and the most successful accelerators. They accelerate the ions by a radio-frequency (RF) electrical field and have a magnetic field to constrain the ions to move in spiral path. The cyclotrons are used in nuclear medicine and radioisotope productions (**Figure 3**) [2].

The ion energies accelerated in cyclotron do not reach high-energy levels and do not have suitable structure to collide two particles. However, a synchrotron can explore higher and higher energies and can become larger and larger because the radius of an accelerator is connected to the energy, feasibility, and cost. The synchrotrons may overcome the energy limitations of cyclotrons. The acceleration



**Figure 1.**  
Stanford linear accelerator (SLAC) at Stanford University [9].

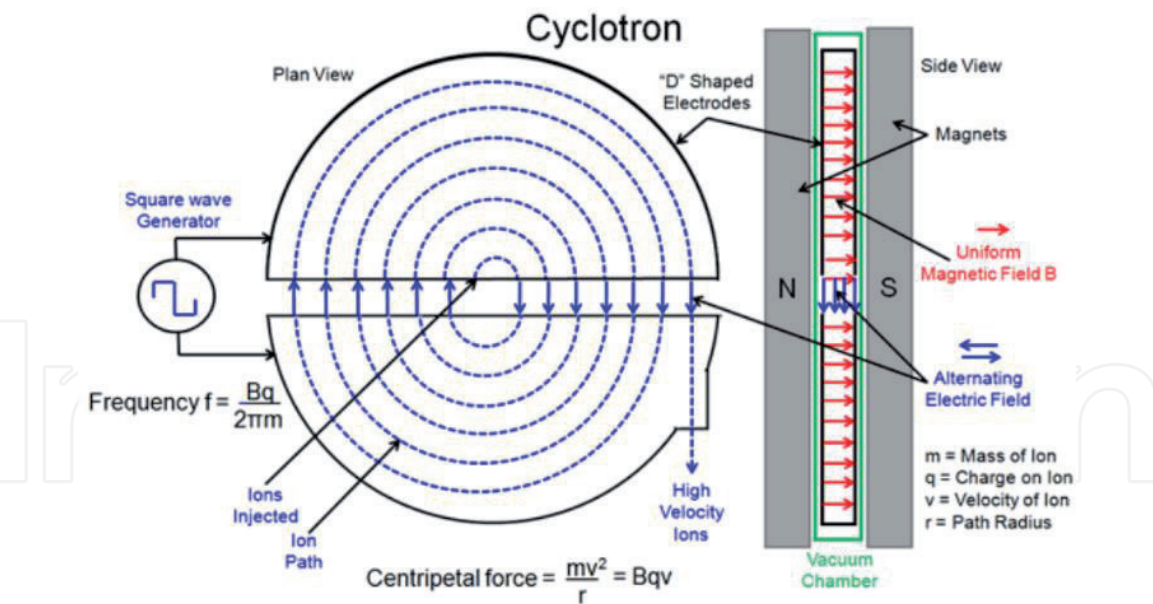


**Figure 2.**  
The structure of a linac at the Los Alamos Neutron Science Center (LANSCE) [10].

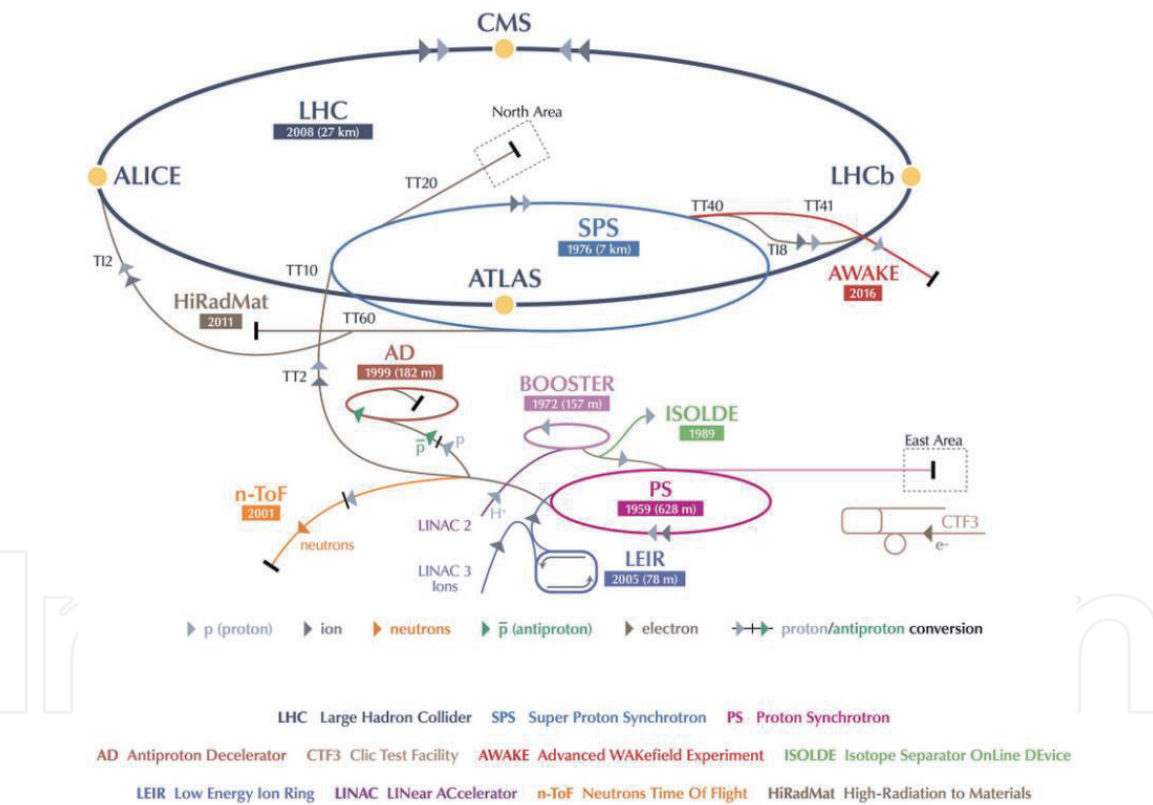
in the synchrotrons is performed by a RF oscillator [2]. The most powerful synchrotron in the world is Large Hadron Collider (LHC), which is a collider accelerator creating center-of-mass energies of 13 TeV, in the European Organization for Nuclear Research (CERN). Colliders that can accelerate two ions and cause them to collide head on are particle accelerators. LHC and many particle accelerators in the CERN are presented in **Figure 4** as well as using particle types [12].

In addition to LHC, the Future Circular Collider (FCC) in the CERN which was started in 2013 includes the design of a high-luminosity  $e^+e^-$  collider (FCC-ee) which is a possible first step, as well as a proton-electron collision option (FCC-he). The time lines of developing FCC and LHC circular colliders at CERN are demonstrated in **Figure 5** [13].

Additionally, new accelerator types in the design and construction of a new multipurpose research plant have been built by various countries, one of which is Belgian Nuclear Research Center (SCK.CEN) in Mol, Belgium, where the *multi-purpose hybrid research reactor for high-tech applications (MYRRHA)* is a versatile research infrastructure and the world's first research reactor driven by a particle accelerator [14].



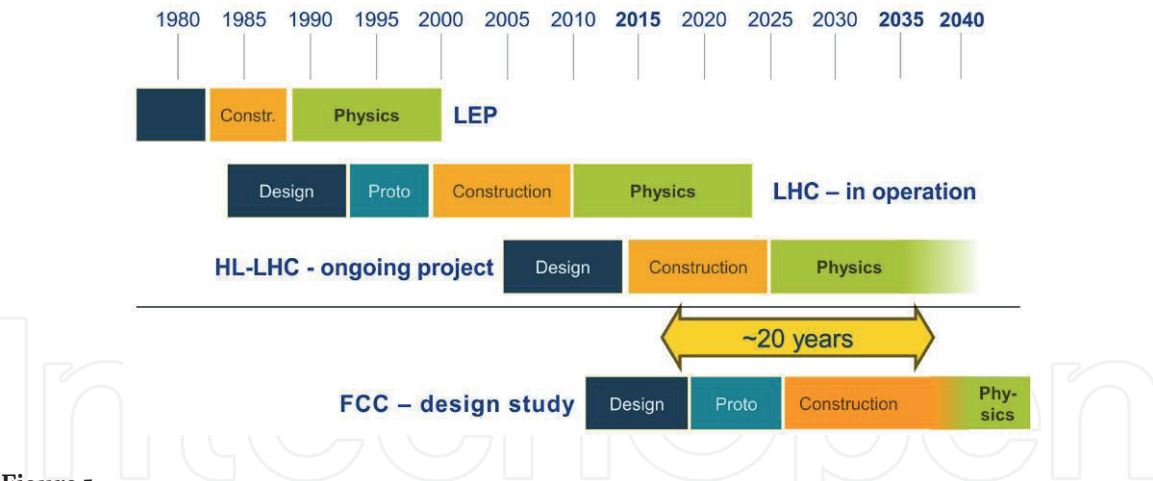
**Figure 3.**  
The sections of a cyclotron structure [11].



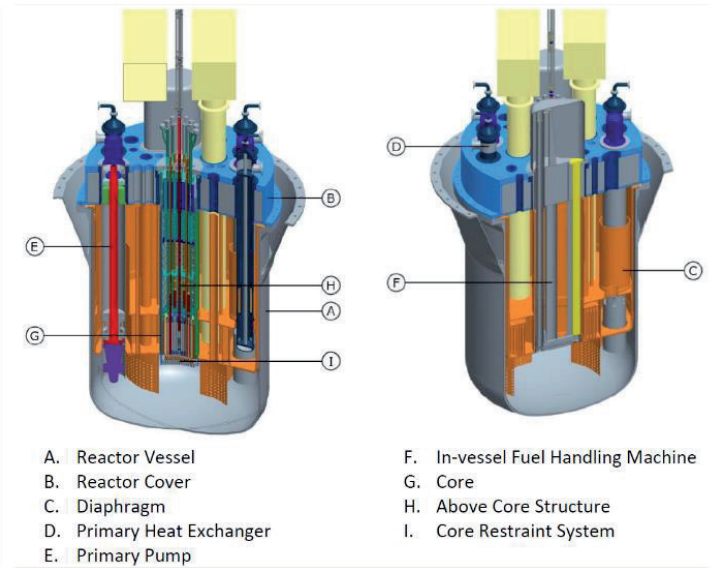
**Figure 4.**  
An overview of LHC and the other accelerators at CERN and particle types used in accelerators [12].

MYRRHA project that is a candidate for European Investment Bank financing is supported by the Belgian Federal Government, based on a total budget of € 1.6 bn, and the government committed € 558 m to the project's phased approach. MYRRHA has a 400-m-long linear accelerator to provide protons at an energy of 600 MeV to the reactor system which is unique in many aspects because it is a pool-type reactor cooled by 7800 tons of lead-bismuth eutectic (LBE) and the reactor system involves the double-walled 16-m-high and 10-m-wide vessel [15, 16] as shown in **Figure 6**.





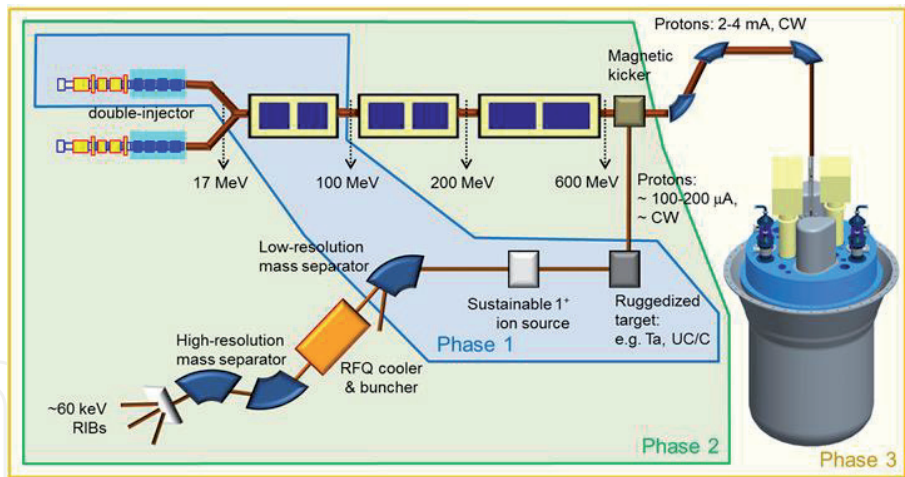
**Figure 5.**  
*The past, present, and future colliders and their design studies based on time [13].*



**Figure 6.**  
*MYRRHA reactor and sections at SCK.CEN [15].*

MYRRHA is constructed in three phases (**Figure 7**). The first phase is the design and construction of the first linac section (up to 100 MeV) which is scheduled for completion in 2026. The second phase is the extension of the 100 MeV linac to 600 MeV up to 2033, where the linac will be approximately 400 m long. The third phase is the construction of the reactor, and the reactor is scheduled to be commissioned in 2036. Furthermore, the project involves the proton target facility (PTF) and the fusion target station (FTS) sections [17, 18].

This book mentions about important applications of accelerators and colliders and some key novelties in accelerator technology. Section two refers to the production of medical Ir-192 used in brachytherapy on Os-targets in the irradiation time of 1 h with constant beam current of 1  $\mu$ A for the energy range of 1–100 MeV via particle accelerators. The third section explains a concise overview of key issues of vacuum system design and operations in high-energy, high-intensity, and high-luminosity accelerators and colliders. The fourth section involves a novel scheme of a gas-filled capillary accelerator driven by a laser pulse formed from two-mode mixing of the capillary eigenmodes and proposes the laser-plasma linear collider. The next sections include theoretical calculations of the masses of the elementary fermions and a review of the elementary particles, quantum chromodynamics (QCD), and strong interactions in QCD theory.



**Figure 7.**  
*MYRRHA's three phases at SCK.CEN [17].*

## Author details

Ozan Artun  
Department of Physics, Zonguldak Bülent Ecevit University, Zonguldak, Turkey

\*Address all correspondence to: [ozanartun@beun.edu.tr](mailto:ozanartun@beun.edu.tr); [ozanartun@yahoo.com](mailto:ozanartun@yahoo.com)

## IntechOpen

© 2020 The Author(s). Licensee IntechOpen. This chapter is distributed under the terms of the Creative Commons Attribution License (<http://creativecommons.org/licenses/by/3.0>), which permits unrestricted use, distribution, and reproduction in any medium, provided the original work is properly cited. 

## References

- [1] Accelerators. Available from: <https://home.cern/science/accelerators> [Accessed: 25 May 2020]
- [2] Pagliarone CE. Collider physics an experimental introduction. *Journal of Physics: Conference Series*. 2011;**287**:012005
- [3] Artun O. Production of polonium-208, 209 and 210 for use in nuclear battery via particle accelerator. *Applied Physics A*. 2020;**126**:386
- [4] Artun O. Investigation of the production of promethium-147 via particle accelerator. *Indian Journal of Physics*. 2017;**91**(8):909-914
- [5] Artun O. Investigation of the production of cobalt-60 via particle accelerator. *Nuclear Technology & Radiation Protection*. 2017;**32**(4):327-333
- [6] Artun O. Investigation of production of samarium-151 and europium-152, 154, 155 via particle accelerator. *Modern Physics Letters A*. 2019;**34**(20):1950154
- [7] Artun O. Investigation of production of medical  $^{82}\text{Sr}$  and  $^{68}\text{Ge}$  for  $^{82}\text{Sr}/^{82}\text{Rb}$  and  $^{68}\text{Ge}/^{68}\text{Ga}$  generators via proton accelerator. *Nuclear Science and Techniques*. 2018;**29**:137
- [8] Artun O. Estimation of the production of medical  $^{225}\text{Ac}$  on thorium material via proton accelerator. *Applied Radiation and Isotopes*. 2017;**127**:166-172
- [9] SLAC. Available from: <https://www6.slac.stanford.edu/> [Accessed: 25 May 2020]
- [10] LANSCE. Available from: <https://lansce.lanl.gov/> [Accessed: 25 May 2020]
- [11] About Cyclotron. Available from: <https://www.assignmentpoint.com/science/physics/about-cyclotron.html> [Accessed: 25 May 2020]
- [12] Large Hadron Collider. Available from: <https://home.cern/science/accelerators/large-hadron-collider> [Accessed: 25 May 2020]
- [13] Zimmermann F. Future colliders for particle physics “big and small”. *Nuclear Instruments and Methods in Physics Research A*. 2018;**909**:33-37
- [14] MYRRHA. Available from: <https://www.sckcen.be/en/projects/myrrha> [Accessed: 25 May 2020]
- [15] De Bruyn D, Abderrahim HA, Baeten P, Leysen P. The MYRRHA ADS project in Belgium enters the front end engineering phase. *Physics Procedia*. 2015;**66**:75-84
- [16] MYRRHA Accelerator. Available from: <https://www.myrrha.be/myrrha-project/myrrha-accelerator/> [Accessed: 25 May 2020]
- [17] ISOL@MYRRHA: Fundamental Physics at MYRRHA. Available from: <https://isolmyrrha.sckcen.be/> [Accessed: 25 May 2020]
- [18] MYRRHA Phased Implementation. Available from: <https://www.myrrha.be/myrrha-project/myrrha-phased-implementation/> [Accessed: 25 May 2020]