

# We are IntechOpen, the world's leading publisher of Open Access books Built by scientists, for scientists

6,900

Open access books available

185,000

International authors and editors

200M

Downloads

Our authors are among the

154

Countries delivered to

TOP 1%

most cited scientists

12.2%

Contributors from top 500 universities



WEB OF SCIENCE™

Selection of our books indexed in the Book Citation Index  
in Web of Science™ Core Collection (BKCI)

Interested in publishing with us?  
Contact [book.department@intechopen.com](mailto:book.department@intechopen.com)

Numbers displayed above are based on latest data collected.  
For more information visit [www.intechopen.com](http://www.intechopen.com)



---

# Advances in Porous Adsorbents for CO<sub>2</sub> Capture and Storage

---

Arindam Modak and Subhra Jana

Additional information is available at the end of the chapter

<http://dx.doi.org/10.5772/intechopen.70796>

---

## Abstract

The steady increase of anthropogenic CO<sub>2</sub> in ambient air, owing to the fossil fuel, power plants, chemical processing and deforestation caused by the usage of land, is a key challenge in the on-going effort to diminish the effect of greenhouse gases on global climate change by developing efficient techniques for CO<sub>2</sub> capture. Global warming as a consequence of high CO<sub>2</sub> level in the atmosphere is considered as one of the major long lasting problems in the twenty-first century. Concern over these major issues with regard to severe climate change and ocean acidification motivated us to develop the technologies that capture the evolved CO<sub>2</sub> from entering into the carbon cycle. Therefore, CO<sub>2</sub> capture and storage technology is attracting increasing interest in order to reduce carbon level in the atmosphere which in turn mitigates global climate issues. In this regard, highly efficient adsorbents e.g.; zeolites, alkali metal oxides, activated carbon, porous silica show considerable progress in post combustion CO<sub>2</sub> capture. Recently, metal-organic frameworks (MOFs), porous organic polymers (POPs), porous clays, N-doped carbon etc. are explored as versatile and quite elegant way for next-generation CO<sub>2</sub> capture. In this chapter, we will discuss the broad prospect of MOFs, POPs, nanoporous clays and porous carbon for CO<sub>2</sub> storage and sequestration through utilization of their nanospace chemistry.

**Keywords:** CO<sub>2</sub> capture and sequestration, metal-organic frameworks (MOFs), porous organic polymers (POPs), nanoporous clays, porous carbon

---

## 1. Introduction

In the late nineteenth century, Goddard Institute for Space Studies (GISS) found that global temperature is increasing on account of global warming at least 0.8°C in every year since 1951, which is continuing to increase still twenty-first century because of the release of greenhouse gases [1]. Based on such criteria “*The Intergovernmental Panel on Climate Change*” (IPCC)

declares that this excessive CO<sub>2</sub> emission is markedly related to global climate change and hence could adversely affect global temperature [2]. Furthermore, studies reveal that compared to the CO<sub>2</sub> level of 280 ppm during pre-industrial era, CO<sub>2</sub> concentration increases to 401 ppm in 2015, mainly because of human activity and anthropogenic industrial revolution that needs an ultimatum to check the atmospheric CO<sub>2</sub> level [3]. Thus, in order to diminish carbon level, CO<sub>2</sub> capture and storage/sequestration (CCS) as well as CO<sub>2</sub> capture and utilization (CCU) should have been implemented for considering a ultra-low carbon content environment. Regarding CCS processes, physical adsorption, absorption and membrane separation technologies are being involved to store CO<sub>2</sub> in adsorbents which later buried in deep underground. As for instances, liquid amines like monoethanolamine and diethanolamine are traditionally being utilized to store CO<sub>2</sub> through CCS processes [4], however, despite the wide use of such methods, it suffers from major drawbacks like corrosive nature and volatility of amines, decomposition of the generated salts as well as expensive regeneration cost [5]. Therefore, the requirement of new supports e.g.; porous organic polymers (POPs) [6], metal organic frameworks (MOFs) [7], zeolites [8], zeolitic imidazolate frameworks (ZIF) [9], microporous carbon [10], perovskites, hydrotalcites, clathrate hydrates [11], etc. are mandatory to overcome such drawbacks. It is worth mentioning, porous materials with suitably decorated narrow micropores/ultra narrow micropores are significant in adsorbing large quantity of CO<sub>2</sub> through utilization of hollow nanospace, hence, these materials could be promising in frontier research in order to check the adverse effect of CO<sub>2</sub> that is continuously releasing as tens of billions of tons in each year. Again, MOFs, POPs etc. having wide diversity in structure engineering, can stabilize various organometallic complexes through utilization of their surface functional sites, which in turn enhances their CO<sub>2</sub> adsorption efficacy. Although CCS has wide applications, but only storage in nanopores could partially solve the carbon emission problems because underground leaking cannot be completely ruled out. This circumstance justifies the implementation of suitable process that could simultaneously convert the captured CO<sub>2</sub> to value-added products [12]. Nevertheless, being cheap and easy availability, CO<sub>2</sub> is enriched as C1 feedstock and has broad scope of serving as C1 chemistry to produce important products e.g. fuels, commodity chemicals, agrochemicals, valuable materials and so on [13].

In this chapter, we describe the fabrication of several important solid materials for controlling environmental remediation of CO<sub>2</sub> through CCS techniques and also highlight their potential utility for CO<sub>2</sub> adsorption purposes. However, our major aim is to focus the profound application and usage of several solid-phase adsorbents like, MOFs, POPs, nanoporous carbon, porous clays for CO<sub>2</sub> capture and sequestration study.

## 2. Promising materials for CO<sub>2</sub> capture

### 2.1. Metal-organic frameworks (MOF)

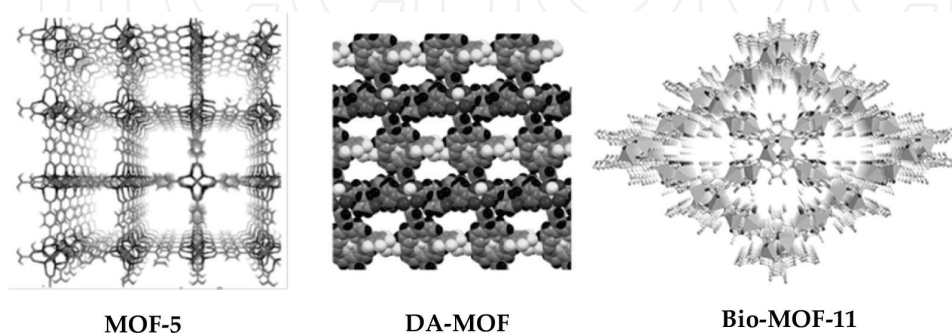
MOFs constitute of a new class of materials which could serve as an ideal platform for the development of next-generation CO<sub>2</sub> capture materials because of their large capacity for adsorption of gases and easy tailorability of their structures [14]. MOFs are also called

coordination polymers because of their propensity to build up by metal atoms (ions) linked together by multifunctional organic ligands. Therefore, MOFs synthesis is a consequence of the linkage between the inorganic and organic chemistry, and it has been considered that MOFs are pioneered by Hagerman et al. [15], Batten and Robson [16], Zhou and Kitagawa [17] and Yaghi et al. [18].

It is customary to say that the framework components of MOFs are required to precisely control for specific type of CO<sub>2</sub> capture e.g. post-combustion capture, pre-combustion capture, oxy fuel combustion and potentially even for the specific power plant in which the capture system is to be installed. In this regard, significant efforts have been made recently in improving the gas separation performances of MOFs and some studies are therefore being under consideration for evaluating the prospects of deploying these materials in real-world CO<sub>2</sub> capture [19]. This has been predominately invented by Noro et al. [20] and Yaghi et al. [18]. The wide diversity in its structure makes it possible to construct material with high surface area [21], tailor the material properties and thus its affinity towards specific gas molecules [22, 23]. Accordingly, it would be possible to develop MOF-based sorbents with large capacity and high selectivity for CO<sub>2</sub> storage purposes.

It can be stated that most of the MOFs are synthesized using non-renewable organic solvents like N,N-dimethylformamide, dioxane, etc., although few MOFs (CD-MOF) can also be made from green solvents like ethanol, water etc. [27]. During synthesis, high surface area MOFs are filled with solvent molecules. Since MOFs are being used for CO<sub>2</sub> storage, therefore, the solvent inside the pores are required to remove without any disturbance in its porous structure. However, special care must be taken to assure that the structure does not collapse. It is worthy to mention that the thermal stability of the MOF is expected to be lower than that of zeolites/zeolite analogues because MOFs have lower metal-linker binding energy than that of zeolites having stronger Si-O, Al-O linkages. In **Figure 1**, some representative MOF structures are shown.

The CO<sub>2</sub> storage capacity of MOFs is being measured at different temperature and pressure. There has also been established a positive connection between storage capacity and surface area at high pressure. Yaghi et al. [18] were first to explain the relationship between surface area and CO<sub>2</sub> uptake capacity. Among several MOFs, MOFs with square



**Figure 1.** Crystal structure of several MOFs, e.g.; MOF-5 [24], DA-MOF [25], CO<sub>2</sub>(adenine)<sub>2</sub>-(CH<sub>3</sub>CO<sub>2</sub>)<sub>2</sub> (bio-MOF-11) [26], with permission from respective references.

channels (MOF-2) [28], pores with open metal sites (MOF-505,  $\text{Cu}_3(\text{BTC})_2$ ) [29], interpenetrated (IRMOF-11) [29],  $\text{CO}_2$  (adenine) $_2$ -( $\text{CH}_3\text{CO}_2$ ) $_2$  functionalized bio-MOF-11 are interesting [30]. It is important to mention that MOF-177 has the high surface area ( $4500 \text{ m}^2 \text{ g}^{-1}$ ) and possesses high uptake of  $\text{CO}_2$  (60 wt% at 35 bar) at high pressure. Very recently, ultrahigh porous MOFs are prepared by Furukawa et al. from  $\text{Zn}_4\text{O}(\text{CO}_2)_6$  unit, containing one or two organic linkers and among them MOF-210 showed highest BET surface area ( $6240 \text{ m}^2 \text{ g}^{-1}$ ) and high pore volume ( $3.6 \text{ cm}^3 \text{ g}^{-1}$ ) reported till date [31]. The ultrahigh porosity of MOF-210 has been achieved mainly because of the expanding organic linkers. As for instance, by extending the size of the 1,3,5-benzenetribenzoate (BTC) in MOF-177 by replacing with larger 4,4',4''-(benzene-1,3,5- triyl-tris(benzene-4,1-iy)) tribenzoate (BBC), MOF-200 was obtained with even higher BET than that of MOF-177 [32]. Strikingly, MOF-210 and MOF-200 show ~71 wt%  $\text{CO}_2$  uptake capacity at 298 K and 50 bar pressure, which are highest and considered as new record among all solid porous materials. For  $\text{CO}_2$  capture at ambient condition as well as flue gas condition,  $\text{CO}_2$  capture is not only influenced by surface area but is also dependent on adsorbent- $\text{CO}_2$  interaction. In this context, Mg-MOF-74 [ $\text{Mg}_2(\text{DOT})$ ; DOT: 2,5-dioxidoterephthalate] consisting of an open framework with  $\text{Mg}^{2+}$  sites shows high  $\text{CO}_2$  storage capacity of 35.2 wt% at 298 K and 1 bar [32]. It is pertinent to mention that open metal sites are mandatory in achieving high  $\text{CO}_2$  storage capacity. In **Table 1**, we present some MOFs having significance in  $\text{CO}_2$  capture at low and high pressure.

Chemical formulae	BET ( $\text{m}^2 \text{ g}^{-1}$ )	$\text{CO}_2$ storage (wt%)	Temp. (K)	Pressure (bar)	References
MOF-177	4500	60	298	50	[31]
MOF-210	6240	71	298	50	[31]
Mg-MOF-74	1640	35.2	298	1	[32]
$\text{Cu}_2(\text{abtc})_3$	—	38.5	273	1	[36]
Dy(BTC)	655	27.2	273	1	[37]
$\text{Al}_4(\text{OH})_2(\text{OCH}_3)_4(\text{BDC-NH}_2)_3$	1268	24.1	273	1	[38]
$\text{Zn}_2(\text{BTetB})$	1370	19.7	273	1	[39]
$[\text{In}_3\text{O}(\text{diazDBC})1.5(\text{H}_2\text{O})_3](\text{NO}_3)_3$	892	17.9	273	1	[40]
$\text{Co}_4(\text{OH})_2(\text{p-CDC})_3$	1080	16.4	273	1	[41]
$\text{Cu}(\text{bpy})_2(\text{BF}_4)_2$	—	13.8	273	1	[42]
$\text{Cu}_2(\text{bptb})$	1217	12.6	273	1	[43]
$\text{Zn}_2(\text{BTetB})(\text{DMF})_2$	800	12.1	273	1	[30]
$\text{Zn}_2(\text{BDoborDC})_4$	800	12.1	273	1	[44]
$\text{Ni}(\text{bpy})_2(\text{BF}_4)_2$	—	11.9	273	1	[34]
$\text{Ni}_2(\text{bpy})_3(\text{NO}_3)_4$	—	10.6	273	1	[45]
$\text{Cd}(\text{mim})_2$	2420	5.6	273	1	[46]

**Table 1.**  $\text{CO}_2$  adsorption capacity of metal-organic frameworks at low and high pressure.



On the other hand, thermal degradation of MOFs generally happens on account of metal-ligand bond breaking. As a consequence, thermal stability of MOFs is predominately dependent on both the metal-linker bond strength and the number of linkers connected to metal sites. Indeed, MOFs can be stable up to 300°C without degradation of the framework structure [17, 18], which is crucial for post-combustion CO<sub>2</sub> capture from flue gas under moist conditions.

Since open metal sites in MOFs show considerably good CO<sub>2</sub> uptake property, one common question that may rise among readers is the effect of water on CO<sub>2</sub> uptake because water can easily coordinate to open metal sites. It has been found that in some cases small amount of water can accelerate CO<sub>2</sub> adsorption in some MOFs. Yazaydin et al. have observed that water molecules coordinated to open metal sites of Cu-BTC (HKUST-1) and thus significantly increase CO<sub>2</sub> adsorption of this framework [33]. However, in other cases; water could only destroy the MOF structure and shows a detrimental effect on CO<sub>2</sub> adsorption. Kizzie et al. showed the effect of humidity on the CO<sub>2</sub> capture performance of M/DOBDC series of MOFs (M = Zn, Ni, Co and Mg; DOBC = 2,5-dioxidobenzene-1,4-dicarboxylate), demonstrating a significant decrease in the CO<sub>2</sub> uptake capacities for Mg/DOBC and Zn/DOBC [34]. Recently, Liu et al. also described water stability of various MOFs after their pretreatment, further suggesting their stability in aqueous condition [35].

## 2.2. Porous organic polymers (POP)

POPs are recently developed as an important class of porous materials, constructed from light-weight elements (C, H, O, N) and linked by strong covalent bonds, which show huge potential in a variety of applications, e.g.; gas storage and separation, catalysis, sensing, energy storage, optoelectronics and to mention a few [8, 47–49]. A series of vibrant characteristics of POPs, such as high-specific surface area, good physicochemical stability, tunable pore dimensions, topologies and chemical functionalities, make them suitable adsorbents for CO<sub>2</sub> capture.

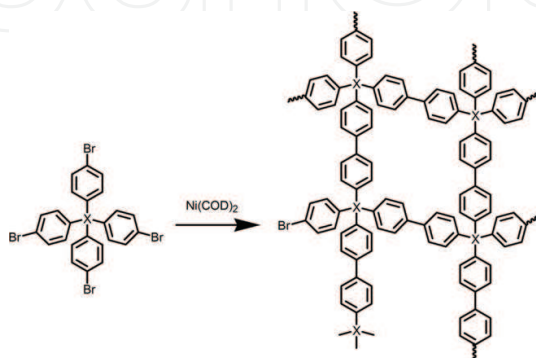
POPs are widely used and have been classified according to their synthesis conditions, which includes polymers of intrinsic microporosity (PIMs), conjugated microporous polymers (CMPs), covalent organic polymers, hypercrosslinked polymers (HCPs), crystalline triazine-based frameworks (CTFs), porous organic frameworks (POFs), porous aromatic frameworks (PAFs), polymeric organic networks (PONs) and so on. In each networks, the state-of-the art development in the design, synthesis, characterization and the CO<sub>2</sub> adsorption performances has been reviewed [50, 51]. Additionally, CO<sub>2</sub> uptake capacity and adsorption enthalpy can also be controlled through manipulation of POP surface area, pore size and/or its functionality at the surfaces. Understanding all these aspects could lead to the development of new possibilities of novel POP frameworks to target CO<sub>2</sub> capture, where the amorphous characteristics, high cross-linked ultra-microporous structures could be crucial in determining CO<sub>2</sub> adsorption performances. Herein, we describe the critical factors that directly influence the CO<sub>2</sub> uptake property for POPs.

There is a direct correlation between POP surface area and its porous structures. It is said that CO<sub>2</sub> uptake capacity is dependent on the high specific surface area. It has also been suggested that CO<sub>2</sub> uptake of an adsorbent increases with increasing CO<sub>2</sub> pressure, which demonstrates that controlling of surface property might be advantageous in tailoring CO<sub>2</sub> uptake

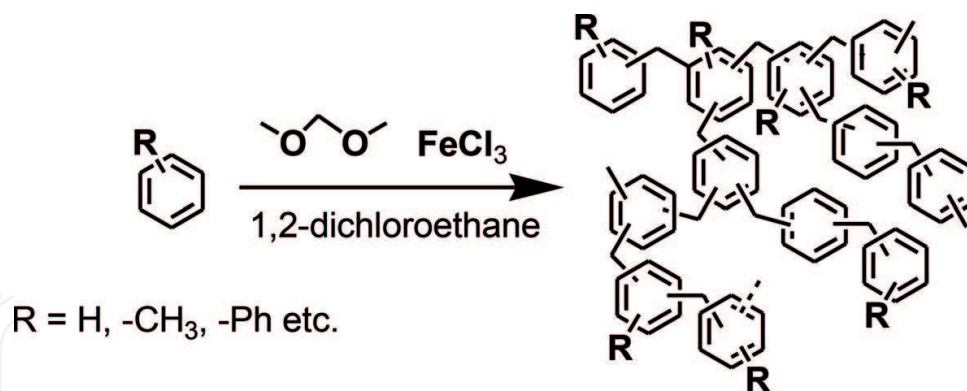
phenomenon. Significant development in the synthesis of high surface area POP materials has been done by several researchers, among which the synthesis of porous aromatic framework (PAF-1) developed by Qiu et al. via Yamamoto homocoupling of tetrahedral monomers (tetrakis(4-bromophenyl)methane) is significant [52]. Owing to the in-built generation of diamondoid framework topology by the cross-linking of tetrahedral monomers, it creates open and interconnected pores which give rise to high surface area (BET:  $5600 \text{ m}^2 \text{ g}^{-1}$ ) and good  $\text{CO}_2$  storage capacity ( $29.5 \text{ mmol g}^{-1}$ , 298 K, 40 bar). Later significant contribution has been developed by modifying with other quadricovalent building centers [53], which forms PPN-3 (with adamantane-system), PPN-4 (replaced tetrahedral carbon by silicon) and PPN-5 (replaced tetrahedral carbon by Germanium), as shown in **Figure 2**. Importantly, all these POPs possess exceptionally high surface area. It should be noted that PPN-4 having BET surface area of  $6461 \text{ m}^2 \text{ g}^{-1}$  considers as highest surface area among all reported POPs till date. The exceptionally high surface area enables PPN-4 to have excellent  $\text{CO}_2$  storage capacity ( $48.2 \text{ mmol g}^{-1}$ ) at 50 bar and 295 K.

Therefore, it can be arguably said that the design followed by the synthesis of high surface area POPs from tetrahedral building block is a promising approach for  $\text{CO}_2$  storage at high pressure. Apart from BET surface area, porous structure also triggers  $\text{CO}_2$  uptake phenomenon, as controlling the pore size similar to the kinetic diameter of  $\text{CO}_2$  molecule (Size:  $3.3 \text{ \AA}$ ) can significantly enhance the storage capacity. So far many researches have been made significant effort to make POPs from tetrahedral building units as  $\text{CO}_2$  adsorbents and among them hypercrosslinked (HCPs) amorphous polymers are important. HCPs exhibit unique property in gas storage capacity due to its highly cross-linked network which prevents the interconnected porous frameworks from being collapsed [54]. In **Figure 3**, the formation of cross-linked HCP is presented.

The unique advantage for the synthesis of HCPs, possesses huge prospect in materials chemistry research because it requires cheap, readily available precursors and  $\text{FeCl}_3$  as non-toxic catalyst. Therefore, utilizing this procedure, several aromatic polymers can be easily prepared as described by Cooper et al. [55] In presence of 1,1'-binaphthol the resulting HCP shows  $1015 \text{ m}^2 \text{ g}^{-1}$  BET surface area with high  $\text{CO}_2$  uptake capacity ( $3.96 \text{ mmol g}^{-1}$ , 1 bar). The high  $\text{CO}_2$  capture capacity is hardly affected by aqueous environment owing to strong hydrophobicity of HCPs. Another interesting research has been done by Puthiaraj



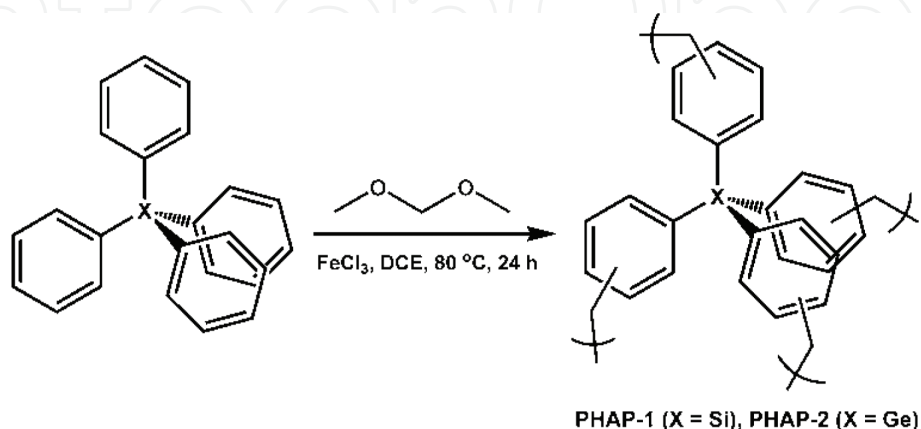
**Figure 2.** Synthetic routes for high surface area PPN-4 (X: Si), PPN-5 (X: Ge), PAF-1 (X: C) from tetrahedral building blocks.



**Figure 3.** Schematic representation of the formation of hypercrosslinked porous polymers.

et al., where the knitting polymerization has been utilized for binding tetraphenyl aromatic moieties (**Figure 4**) [56]. Unlike the conventional Suzuki/Sonogashira coupling reactions, HCP polymerization promotes the cross-linking between tetrahedral aromatic moieties in a facile way. In continuation with this research, silicon (Si) and germanium (Ge) containing nanoscale hyper-cross-linked aromatic polymers (PHAPs) were reported by FeCl<sub>3</sub> mediated Friedel – Crafts alkylation between tetraphenylsilane or tetraphenylgermanium as a building block and formaldehyde dimethyl acetal as a cross-linker, which yields high surface area (1137–1059 m<sup>2</sup> g<sup>-1</sup>) stable polymers having high CO<sub>2</sub> adsorption capacity (104.3–114.4 mg g<sup>-1</sup>) with an isosteric heat of adsorption in the range of 26.5–27.3 kJ mol<sup>-1</sup> (**Figure 4**). It is worthy to mention that controlled synthesis of silicon and germanium-based nanoscale POPs is very difficult and shows intense research activities because Si and Ge are crucial in influencing physical properties of these POPs.

Although high BET surface area is necessary for influencing CO<sub>2</sub> adsorption behavior, however, it is not the prime reason, indeed adsorbate-adsorbent interaction might be quite effective for adsorption at low CO<sub>2</sub> pressure and for selective adsorption of CO<sub>2</sub> in presence of other gases. In this regard, N, P, O, S etc. atoms when incorporated into POPs, show dramatic change in adsorption capacity as well as in the selectivity; because heteroatoms can improve



**Figure 4.** Synthesis of porous hypercrosslinked aromatic polymers (PHAP) containing central hetero atoms Si, Ge other than carbon. CO<sub>2</sub> uptake capacity is given at the right; reproduced with permission from Ref. [56].



isosteric heat of adsorption between sorbent and sorbate. To address this issues POPs with different functional sites e.g. pyridine (PON-2) or thiophene (PON-3) have been prepared, which exhibit favorable interaction with CO<sub>2</sub> despite of having low surface areas [PON-2 (189 m<sup>2</sup> g<sup>-1</sup>) and PON-3 (44 m<sup>2</sup> g<sup>-1</sup>)] than only phenyl-based PON (BET 1447 m<sup>2</sup> g<sup>-1</sup>), clearly explaining the effect of hetero-atom in POP structure [57]. Based on this proposal, a variety of N-containing POPs with several functional sites e.g. carbazole, triazine, porphyrin, benzimidazole, azo, etc. have been reported by several researchers as discussed in the subsequent section.

Microporous polycarbazole (CPOP-1) through polymerization of carbazole has been prepared by Chen et al. by oxidative polymerization of carbazole with FeCl<sub>3</sub> as cheap and non-toxic catalyst [58]. CPOP-1 shows high BET surface area (2220 m<sup>2</sup> g<sup>-1</sup>), narrow pore size (0.62 nm) together with the presence of electron-rich carbazole units and high charge density at N-sites, which facilitate uptake of polarizable CO<sub>2</sub> molecule through local dipole-quadrupole interactions. The CO<sub>2</sub> uptake of CPOP-1 is as high as 4.8 mmol g<sup>-1</sup> at 273 K and 1 bar, along with its high selectivity for CO<sub>2</sub>/CH<sub>4</sub> (33) and CO<sub>2</sub>/N<sub>2</sub> (25) separation is also noticeable on account of the framework composition. Consequently, they have also prepared CPOP-(2-7) through this reaction and among them CPOP-7 exhibits the best uptake capacity for CO<sub>2</sub> (3 mmol g<sup>-1</sup> at 273 K and 1 bar) [59]. Among other N-containing polymeric adsorbents, covalent triazine frameworks (CTFs) are interesting. CTFs are efficiently applied to CO<sub>2</sub> capture purposes and are generally synthesized at high temperature (>400°C) by molten ZnCl<sub>2</sub> which usually acts as Lewis acid catalyst as well as solvents. CTFs possess moderate BET surface area (1235 m<sup>2</sup> g<sup>-1</sup>), while showing excellent CO<sub>2</sub> uptake capacity (4.2 mmol g<sup>-1</sup>, 1 atm, 273 K) [60]. Again, several PCTFs were synthesized through the modifications of CTFs using branched arms precursors. Importantly, PCTF-1 with biphenyl, PCTF-2 with terphenyl and PCTF-3 with quaterphenyl rings have been developed, which show BET surface area as 853, 811 and 395 m<sup>2</sup> g<sup>-1</sup> respectively [61]. When the middle benzene ring of CTF has been replaced by the strong polar group, such as benzothiadiazole, forming PCTF-4 which shows highest CO<sub>2</sub> uptake of 4.7 mmol g<sup>-1</sup> at 273 K and 1 bar. Later, Zou and others prepared a nitrogen-rich polysulfone/polymer (PSF/SNW-1) membrane by introducing nano-sized SNW-1 particles through intrinsically small micropores into PSF matrix via spin-coating [62]. Gas sorption measurements demonstrated that SNW-1 exhibits high adsorption capacity and good affinity towards CO<sub>2</sub> because of its high microporosity and the presence of functional amino groups. For CO<sub>2</sub> separation, it demonstrates an excellent separation performance including high separation factor (34 and 40 for CO<sub>2</sub>/CH<sub>4</sub> and CO<sub>2</sub>/N<sub>2</sub>) and high CO<sub>2</sub> permeability (22.4 barrer). Furthermore, long thermal stability is also noticeable and further satisfies that SNW-1/PSF membrane is stable and robust; exhibiting its potentiality in the practical application of CO<sub>2</sub> capture.

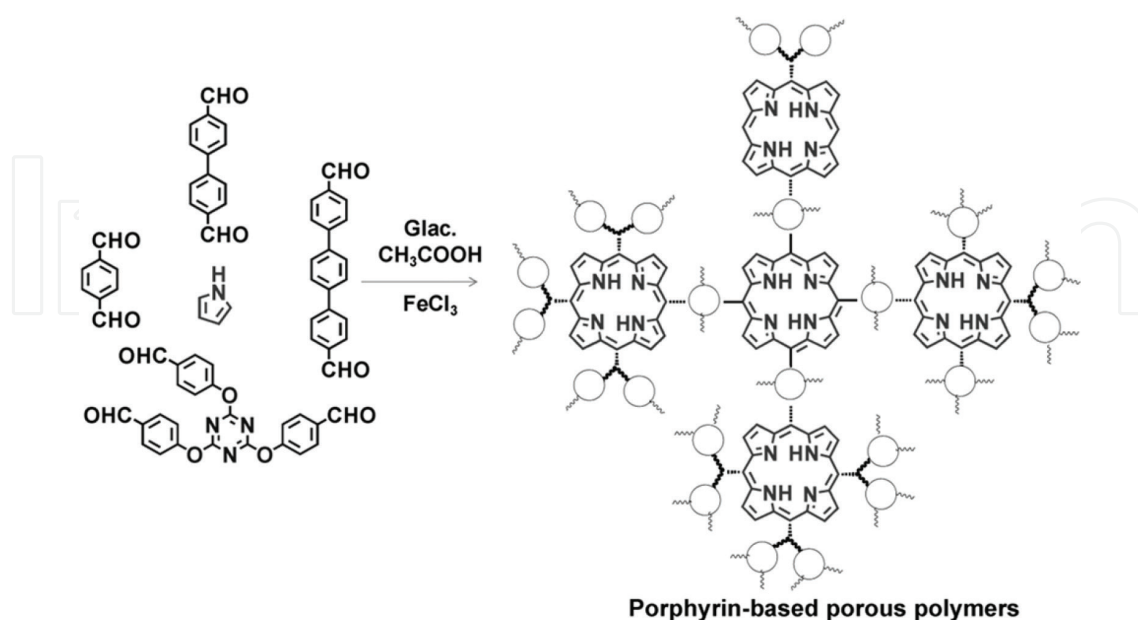
Based on the above discussion, it is evident that the effect of N-substituted POPs markedly influence CO<sub>2</sub> adsorption and separation processes. Regarding this, porphyrin containing microporous POP shows potential application in this area. Porphyrin-based POPs are generally synthesized from expensive Pd and Ni catalysts by a tedious way [63]. However, Modak and Bhaumik introduced a new method with FeCl<sub>3</sub> for the formation of porphyrin polymers through a one pot bottom up chemistry involving the condensation between pyrrole and several aromatic dialdehydes [64, 65]. In this report, authors reported the formation of Fe-POP-1/2/3 having 750–875 m<sup>2</sup> g<sup>-1</sup> BET surface area, narrow microporosity (0.75–1.1 nm)

and excellent adsorbent for CO<sub>2</sub> (19 wt%, 273 K, 1 atm; by Fe-POP-1), shown in **Figure 5**. This research has further been extended by changing aromatic dialdehydes to aromatic trialdehyde using 4,4',4''-(1,3,5-triazine-2,4,6-triyl)tris(oxy)tribenzaldehyde as tripodal precursor. The advantage of using this organic precursor is enormous, because it introduces both triazine and porphyrin networks in a single TPOP-1 material, which stores high amount of CO<sub>2</sub> (6.2 mmol g<sup>-1</sup> or 27.3 wt% at 3 bar, 273 K).

### 2.3. Porous clay materials


The key advantages of any porous materials involve flexible surface modification due to the availability of high surface area together with lower regeneration energy compared to the any conventional solvent methods. Among the several porous materials, clay minerals are one of the significant materials since they have unique physical properties because of their layered structure, small grain size and large surface to volume ratio. Apart from the mentioned advantages, clay possesses low cost, high mechanical and chemical stability that has been fascinated to the researchers and withdrawn specific research attention. A variety of clay minerals have been used for CO<sub>2</sub> capture, like halloysite, kaolinite, montmorillonite, nanosepiolite, bentonite, etc.

In a recent report, pristine halloysite nanotubes (HNTs) were pretreated with acid for selective removal of alumina and thus, produce mesoporous silica nanotubes (MSiNTs), which were then impregnated with polyethylenimine (PEI) to prepare an emerging nanocomposite MSiNTs/PEI (MP) for CO<sub>2</sub> adsorption [66]. Recently, Jana and coworkers demonstrate the development of several HNTs based solid adsorbents being grafted with diverse aminosilanes containing both primary and/or secondary amine sites over the surfaces of inexpensive



**Figure 5.** Schematic representation for the preparation of porphyrin-based porous polymers by electrophilic aromatic substitution of pyrrole with several aromatic dialdehydes and trialdehydes.

and easily available HNTs to capture  $\text{CO}_2$  from the ambient air under room temperature and ambient pressure [67]. They have also explored the effect of relative humidity in terms of moisture on the adsorption kinetics of the adsorbents by carrying out the experiment on the seasonal ambient air [11], exhibiting that relative humidity basically regulates the atmospheric  $\text{CO}_2$  adsorption and corresponding adsorption kinetics (**Figure 6**). Jana et al. also studied the kinetics of several stable isotopes of  $\text{CO}_2$  present in the ambient air [68]. Schaefer et al. reported the adsorption of  $\text{CO}_2$  onto kaolinite surfaces under geologic sequestration conditions and also verified through the density functional theory (DFT) [69]. Wang et al. developed montmorillonite supported PEI composite for  $\text{CO}_2$  capture [70]; the  $\text{CO}_2$  sorption efficacy was found to be  $2.54 \text{ mmol g}^{-1}$  under dry environmental condition and  $3.23 \text{ mmol g}^{-1}$  under moisture added condition. They also verified that the density of  $\text{CO}_2$  in the clay pores is comparatively stable over a wide range of  $\text{CO}_2$  pressures at a given temperature and at the excess sorption maximum.  $\text{CO}_2$  sorption increases with decreasing temperature while the high pressure sorption properties demonstrate weak temperature dependence. Elliot A. Roth and coworkers synthesized amine-containing solid sorbent for  $\text{CO}_2$  capture through the modification of the surface of montmorillonite nanoclay using aminopropyltrimethoxysilane and polyethylenimine [71]. They found that in pure  $\text{CO}_2$  and 10%  $\text{CO}_2$  in nitrogen gas streams the nanoclay loaded with only one of the amines exhibits ~6 wt% capture efficacy at  $85^\circ\text{C}$  and atmospheric pressure, whereas it is ~7.5 wt%  $\text{CO}_2$  capture efficiency when the nanoclay immobilized with both the amines. Irani et al. utilized nanosepiolite as an inorganic-organic  $\text{CO}_2$  sorbent by immobilizing tetraethylenepentamine (TEPA) onto acid-modified nanosepiolite, having capacity of  $3 \text{ mmol g}^{-1}$  for 1 vol%  $\text{CO}_2$  in  $\text{N}_2$ , along with



**Figure 6.** Schematic presentation of the trapping of  $\text{CO}_2$  from the seasonal ambient air in clay based solid nanocomposites, adapted from Ref. [11] with permission from The Royal Society of Chemistry.




~1 vol% H<sub>2</sub>O at 60°C [72]. Xiao and coworkers exploited an inexpensive and commercially available bentonite for CO<sub>2</sub> capture from flue gas after modified by sulfuric acid followed by immobilization of TEPA [73]. Hence, these low-cost clay based adsorbents introduce a new pathway in the frontier area of CO<sub>2</sub> capture and sequestration study and should make the procedure environmental friendly, robust, sustainable and thus a more attractive strategy.

#### 2.4. Nanoporous carbon composite

Nanoporous carbon derived from various carbon precursors, such as polymer, biomass, coal, petroleum etc. shows enormous significance in small molecule adsorption due to high specific surface area, narrow pore size distribution, low preparation cost, easy-to-design, low energy requirements for regeneration, high stability in air and water and high flexibility in heteroatom doping/surface functionalization [74]. Porous carbons are prepared from physical/chemical activation of carbonaceous materials with CO<sub>2</sub>, steam, ZnCl<sub>2</sub>, KOH etc., which are generally employed as activating agents for the formation of microporous carbon [75]. In addition, templating method using zeolites, ZSM-5, several MOFs (MOF-5, ZIF-8, Al-PCP) acts as an effective carbon precursors in making amorphous carbon (**Figure 7**) [76].

Additionally, from the perspective of environmental friendliness and preparation cost, waste materials e.g. fly ash, coconut, carpet are quite popular to prepare high performance carbonaceous materials for CO<sub>2</sub> adsorption [77–79]. As for instance, porous carbons are prepared from hazelnut shells via carbonization and KOH activation. The obtained porous carbon exhibits a high specific surface area of ~1900 m<sup>2</sup> g<sup>-1</sup> and high pore volume (1–0.7) cm<sup>3</sup> g<sup>-1</sup>, which are approximately five times greater than those of carbon without activation [80]. Again, coffee residue has also been used as a sustainable source for the preparation of activated carbon with ZnCl<sub>2</sub> [81]. The textural properties of the samples thus prepared significantly depend on the ZnCl<sub>2</sub>/C ratio. On the other hand, porous carbons are also prepared through a facile one step carbonization from porous polymers. Recently, Modak et al. have prepared microporous carbon (K-COP-M) having extremely high surface area of 2186 m<sup>2</sup> g<sup>-1</sup> and contains micropore



**Figure 7.** Schematic presentation of the formation of porous carbon from MOFs, POPs, foam and waste materials.

volume of  $0.85 \text{ cm}^3 \text{ g}^{-1}$  [82]. K-COP-M has been produced by KOH activation of COP-M polymer in an inert condition and at very high temperature ( $600\text{--}700^\circ\text{C}$ ).  $\text{CO}_2$  adsorption potential of K-COP-M-600/700 have been evaluated, indicating that these frameworks adsorb  $160\text{--}170 \text{ cm}^3 \text{ g}^{-1}$  ( $7.6\text{--}7.1 \text{ mmol g}^{-1}$ )  $\text{CO}_2$  at 1 atm and 273 K, which is higher than that of non-activated carbon derived from COP-M (i.e. COP-M-600/700 stores  $77\text{--}83 \text{ cm}^3 \text{ g}^{-1} \text{ CO}_2$ ). This signifies the utility of KOH in making effective adsorbents by creating ultra-small micropores in carbons. While heteroatom doping is significantly used in controlling the textural properties of porous carbon, carbonization of amine containing organic precursors substantially shows high N-doping and considers as an effective adsorbent of  $\text{CO}_2$  with very good selectivity. There are several reports available in this respect [49, 83], among which N-doped composite developed by Kim et al. is interesting, where polyindole-reduced graphene oxide (PIG) hybrid was synthesized and later carbonized at  $400\text{--}800^\circ\text{C}$  temperature and thus produces N-doped graphene sheets [84]. The N-doped graphene sheets are microporous having 0.6 nm pores with BET surface area of about  $936 \text{ m}^2 \text{ g}^{-1}$  and show a maximum  $\text{CO}_2$  uptake of  $3.0 \text{ mmol g}^{-1}$  at  $25^\circ\text{C}$  and 1 atm pressure. Nevertheless, high recycling stability of  $\text{CO}_2$  uptake is noticed even after 10 recycling cycles; additionally this N-doped carbon shows  $\text{CO}_2/\text{N}_2$ ,  $\text{CO}_2/\text{CH}_4$  separation ability of 23 and 4 respectively.

Alternatively, polyurethane foams (PUFs) are important thermosetting polymers and owing to its high nitrogen contents, it can be used as good precursor for N-doped carbon [85]. The global demand for polyurethanes was estimated to be 13.6 million tons in 2010, which leads to the generation of huge wastes. However, regeneration of spent polyurethane is not only high energy-consuming process, but also it produces toxic nitrogen oxides, carbon oxides etc. and causing severe environmental pollution. These wastes when carbonized at high temperature can produce nitrogen-doped carbon that can further reduce environmental pollution since these N-doped carbon shows  $\text{CO}_2$  uptake capacities of 6.67 and  $4.33 \text{ mmol g}^{-1}$  at  $0^\circ\text{C}$  and  $25^\circ\text{C}$  under 1 bar, respectively. Finally, it can be said that like MOFs, POPs and porous clays, microporous carbon is also an alternative for  $\text{CO}_2$  storage purposes.

### 3. Conclusion

In this chapter, we highlight important aspect of some promising materials, like MOFs, POPs, nanoporous carbon and porous clays as  $\text{CO}_2$  adsorbents, which possess high BET surface area, tunable microporosity and facile surface engineering for enhancing interaction with  $\text{CO}_2$ . All such features are however exempted from conventional zeolites, alkali metal oxides, activated carbon, porous silica, therefore, demonstrating the significance of new porous materials in developing carbon capture techniques. Considering the growth of rapid industrialization and abrupt emission of  $\text{CO}_2$  in the atmosphere, an increasing concern to the social as well as marine lives, would be diminished through utilization of aforesaid functional materials to adsorb  $\text{CO}_2$ . In the abovementioned sections, we have thus tried to summarize the recent advancement made in the synthesis and broad prospect of MOFs, POPs, nanoporous clays and porous carbon as potential adsorbents for  $\text{CO}_2$  capture and storage. Nevertheless, in the near future, such promising materials would motivate to the



researchers to extend this work towards low pressure CO<sub>2</sub> adsorption, which may open a new route in the frontier area of carbon capture and sequestering study through the real world CO<sub>2</sub> capture under ultra-dilute condition.

## Acknowledgements

Authors would like to acknowledge Department of Science and Technology (DST), Government of India for funding (SR/NM/NS-18/2014 and SB/WEA-008/2016) and S. N. Bose National Centre for Basic Sciences, Kolkata, India.

## Author details

Arindam Modak<sup>1</sup> and Subhra Jana<sup>1,2\*</sup>

\*Address all correspondence to: [subhra.jana@bose.res.in](mailto:subhra.jana@bose.res.in)

<sup>1</sup> Technical Research Centre, S. N. Bose National Centre for Basic Sciences, Salt Lake, Kolkata, India

<sup>2</sup> Department of Chemical, Biological & Macro-Molecular Sciences, S. N. Bose National Centre for Basic Sciences, Salt Lake, Kolkata, India

## References

- [1] Hansen J, Ruedy R, Sato M, Lo K. Global surface temperature change. *Reviews of Geophysics*. 2010;**48**:RG4004
- [2] GISS Surface Temperature Analysis. Available from: [http://data.giss.nasa.gov/gistemp/graphs\\_v3/](http://data.giss.nasa.gov/gistemp/graphs_v3/) [Accessed: January 2016]
- [3] Pachauri RK, Meyer, L. A IPCC. Climate change 2014: Synthesis report. Contribution of Working Groups I, II and III to the Fifth Assessment Report of the Intergovernmental Panel on Climate Change; Core Writing Team, editors. IPCC: Geneva, Switzerland, 2014.
- [4] Reichle D, Houghton J, Kane B, Ekmann J. Carbon Sequestration. Washington, DC: State of the Science; U.S. Department of Energy, Office of Science, Office of Fossil Energy; 1999
- [5] Oyeneke BA, Rochelle GT. Alternative stripper configurations for CO<sub>2</sub> capture by aqueous amines. *AIChE Journal*. 2007;**53**:3144-3154
- [6] Wang W, Zhou M, Yuan D. Carbon dioxide capture in amorphous porous organic polymers. *Journal of Materials Chemistry A*. 2017;**5**:1334-1347
- [7] Sumida K, Rogow DL, Mason JA, McDonald TM, Bloch ED, Herm ZR, Tae-Hyun Bae TH, Long JR. Carbon dioxide capture in metal-organic frameworks. *Chemical Reviews*. 2012;**112**:724-781

- [8] Stuckert NR, Yang RT. CO<sub>2</sub> capture from the atmosphere and simultaneous concentration using zeolites and amine-grafted SBA-15. *Environmental Science & Technology*. 2011;**45**:10257-10264
- [9] Sajani A, Basnayake JS, Xiadong Z, Kenneth JB. Carbonate-based zeolitic imidazolate framework for highly selective CO<sub>2</sub> capture. *Inorganic Chemistry*. 2015;**54**:1816-1821
- [10] Seema H, Kemp KC, Le NH, Park SW, Chandra V, Lee JW, Kim KS. Highly selective CO<sub>2</sub> capture by S-doped microporous carbon materials. *Carbon*. 2014;**66**:320-326
- [11] Das S, Ghosh C, Jana S. Moisture induced isotopic carbon dioxide trapping from ambient air. *Journal of Materials Chemistry A*. 2016;**4**:7632-7640
- [12] Duyara MS, ArellanoTreviño MA, Farrautoa RJ. Dual function materials for CO<sub>2</sub> capture and conversion using renewable H<sub>2</sub>. *Applied Catalysis B: Environmental*. 2015;**168-169**:370-376
- [13] Gao X, Yu B, Yang Z, Zhao Y, Zhang H, Hao L, Han B, Liu Z. Ionic liquid-catalyzed C-S bond construction using CO<sub>2</sub> as a C1 building block under mild conditions: A metal-free route to synthesis of benzothiazoles. *ACS Catalysis*. 2015;**5**:6648-6652
- [14] Kang Z, Fan L, Sun D. Recent advances and challenges of metal-organic framework membranes for gas separation. *Journal of Materials Chemistry A*. 2017;**5**:10073-10091
- [15] Hagrman PJ, Hagrman D, Zubieta J. Organic-inorganic hybrid materials: From “simple” coordination polymers to organodiamine-templated molybdenum oxides. *Angewandte Chemie, International Edition*. 1999;**38**:2638-2684
- [16] BattenSR, Robson R. Interpenetrating nets: Ordered, periodic entanglement. *Angewandte Chemie, International Edition*. 1998;**37**:1460-1494
- [17] Zhou HC, Kitagawa S. Metal-organic frameworks (MOFs). *Chemical Society Reviews*. 2014;**43**:5415-5418
- [18] Trickett CA, Helal A, Al-Maythaly BA, Yamani ZH, Cordova KE, Yaghi OM. The chemistry of metal-organic frameworks for CO<sub>2</sub> capture, regeneration and conversion. *Nature Reviews Materials*. 2017;**2**:17045
- [19] Li JR, Ma Y, McCarthy MC, Sculley J, Yu J, Jeong HK, Balbuena PB, Zhou HC. Carbon dioxide capture-related gas adsorption and separation in metal-organic frameworks. *Coordination Chemistry Reviews*. 2011;**255**:1791-1823
- [20] Noro SI, Kitaura R, Kondo M, Kitagawa S, Ishii T, Matsuzaka H, Yamashita M. Framework engineering by anions and porous functionalities of Cu(II)/4,4'-bpy coordination polymers. *Journal of the American Chemical Society*. 2002;**124**:2568-2583
- [21] Jung OS, Kim YJ, Lee YA, Park JK, Chae HK. Smart molecular helical springs as tunable receptors. *Journal of the American Chemical Society*. 2000;**122**:9921-9925
- [22] Uemura K, Kitagawa S, Fukui K, Saito K. A contrivance for a dynamic porous framework: Cooperative guest adsorption based on square grids connected by amide-amide hydrogen bonds. *Journal of the American Chemical Society*. 2004;**126**:3817-3828

- [23] Ramsahye NA, Maurin G, Bourrelly S, Llewellyn PL, Devic T, Serre C, Loiseau T, Ferey G. Adsorption of CO<sub>2</sub> in metal organic frameworks of different metal centres: Grand canonical Monte Carlo simulations compared to experiments. *Adsorption*. 2007;**13**:461-467
- [24] Sillar K, Hofmann A, Sauer J. Ab initio study of hydrogen adsorption in MOF-5. *J. Am. Chem. Soc.* 2009;**131**:4143-4150
- [25] Son HJ, Jin S, Patwardhan S, Wezenberg SJ, Jeong NC, So M, Wilmer CE, Sarjeant AA, Schatz GC, Snurr RQ, Farha OK, Wiederrecht GP, Hupp JT. Light-harvesting and ultra-fast energy migration in porphyrin-based metal-organic frameworks. *J. Am. Chem. Soc.* 2013;**135**:862-869
- [26] An J, Geib SJ, Rosi NL. High and selective CO<sub>2</sub> uptake in a cobalt adeninate metal-organic framework exhibiting pyrimidine-and amino-decorated pores. *J. Am. Chem. Soc.* 2010;**132**:38-39
- [27] Gassensmith JJ, Furukawa H, Smaldone RA, Forgan RS, Botros YY, Yaghi OM, Stoddart JF. Strong and reversible binding of carbon dioxide in a green metal-organic framework. *Journal of the American Chemical Society*. 2011;**133**:15312-15315
- [28] Millward AR, Yaghi OM. Metal-organic frameworks with exceptionally high capacity for storage of carbon dioxide at room temperature. *Journal of the American Chemical Society*. 2005;**127**:17998-17999
- [29] Li H, Eddaoudi M, O'Keeffe M, Yaghi OM. Design and synthesis of an exceptionally stable and highly porous metal-organic framework. *Nature*. 1999;**402**:276-279
- [30] Eddaoudi M, Kim J, Rosi N, Vodak D, Wachter J, O'Keeffe M, Yaghi OM. Systematic design of pore size and functionality in isorecticular MOFs and their application in methane storage. *Science*. 2002;**295**:469-472
- [31] Furukawa H, Ko N, Go YB, Aratani N, Choi SB, Choi E. Ultrahigh porosity in metal-organic frameworks. *Science*. 2010;**329**:424-428
- [32] Britt D, Furukawa H, Wang B, Glover TG, Yaghi OM. Highly efficient separation of carbon dioxide by a metal-organic framework replete with open metal sites. *Proceedings of the National Academy of Sciences of the United States of America*. 2009;**106**:20637-20640
- [33] Yazaydin AO, Benin AI, Faheem SA, Jakubczak P, Low JJ, Willis RR, Snurr RQ. Enhanced CO<sub>2</sub> adsorption in metal-organic frameworks via occupation of open-metal sites by coordinated water molecules. *Chemistry of Materials*. 2009;**21**:1425-1430
- [34] Kizzie AC, Wong-Foy AG, Matzger AJ. Effect of humidity on the performance of microporous coordination polymers as adsorbents for CO<sub>2</sub> capture. *Langmuir*. 2011;**27**:6368-6373
- [35] Liu J, Thallapally PK, McGrail BP, Brown DR. Progress in adsorption-based CO<sub>2</sub> capture by metal-organic frameworks. *Chemical Society Reviews*. 2012;**41**:2308-2322
- [36] Lee YG, Moon HR, Cheon YE, Suh MP. A comparison of the H<sub>2</sub> sorption capacities of isostructural metal-organic frameworks with and without accessible metal sites: [{Zn<sub>2</sub>(abtc)(dmf)<sub>2</sub>}<sub>3</sub>] and [{Cu<sub>2</sub>(abtc)(dmf)<sub>2</sub>}<sub>3</sub>] versus [{Cu<sub>2</sub>(abtc)}<sub>3</sub>]. *Angewandte Chemie, International Edition*. 2008;**47**:7741-7745

- [37] Guo X, Zhu G, Li Z, Sun F, Yang Z, Qiu SA. Lanthanide metal-organic framework with high thermal stability and available Lewis-acid metal sites. *Chemical Communications*. 2006;3172-3174
- [38] Si X, Jiao C, Li F, Zhang J, Wang S, Liu S, Li Z, Sun L, Xu F, Gabelica Z, Schick C. High and selective CO<sub>2</sub> uptake, H<sub>2</sub> storage and methanol sensing on the amine-decorated 12-connected MOF CAU-1. *Energy & Environmental Science*. 2011;4:4522-4527
- [39] Bae Y-S, Farha OK, Hupp JT, Snurr RQ. Enhancement of CO<sub>2</sub>/N<sub>2</sub> selectivity in a metal-organic framework by cavity modification. *Journal of Materials Chemistry*. 2009;19:2131-2134
- [40] Moellmer J, Celer EB, Luebke R, Cairns AJ, Staudt R, Eddaoudi M, Thommes M. Insights on adsorption characterization of metal-organic frameworks: A benchmark study on the novel *soc*-MOF. *Microporous and Mesoporous Materials*. 2010;129:345-353
- [41] Farha OK, Spokoyny AM, Mulfort KL, Galli S, Hupp JT, Mirkin CA. Gas-sorption properties of cobalt(II)-carborane-based coordination polymers as a function of morphology. *Small*. 2009;15:1727-1731
- [42] Kondo A, Chinen A, Kajiro H, Nakagawa T, Kato K, Takata M, Hattori Y, Okino F, Ohba T, Kaneko K, Kanoh H. Metal-ion-dependent gas sorptivity of elastic layer-structured MOFs. *Chemistry – A European Journal*. 2009;15:7549
- [43] Wu S, Ma L, Long LS, Zheng LS, Lin W. Three-dimensional metal-organic frameworks based on functionalized tetracarboxylate linkers: Synthesis, structures, and gas sorption studies. *Inorganic Chemistry*. 2009;48:2436-2442
- [44] Spokoyny AM, Farha OK, Mulfort KL, Hupp JT, Mirkin CA. Porosity tuning of carborane-based metal-organic frameworks (MOFs) via coordination chemistry and ligand design. *Inorganica Chimica Acta*. 2010;364:266-271
- [45] Fletcher AJ, Cussen EJ, Bradshaw D, Rosseinsky MJ, Thomas KM. Adsorption of gases and vapors on nanoporous Ni<sub>2</sub>(4,4'-bipyridine)<sub>3</sub>(NO<sub>3</sub>)<sub>4</sub> metal-organic framework materials templated with methanol and ethanol: Structural effects in adsorption kinetics. *Journal of the American Chemical Society*. 2004;126:9750-9759
- [46] Tian YQ, Yao SY, Gu D, Cui KH, Guo DW, Zhang G, Chen ZX, Zhao DY. Cadmium imidazolate frameworks with polymorphism, high thermal stability, and a large surface area. *Chemistry – A European Journal*. 2010;16:1137-1141
- [47] Modak A, Mondal J, Sasidharan M, Bhaumik A. Triazine functionalized ordered mesoporous polymer: A novel solid support for Pd-mediated C–C cross-coupling reactions in water. *Green Chemistry*. 2011;13:1317-1331
- [48] Modak A, Mondal J, Bhaumik A. Highly porous organic polymer containing free –CO<sub>2</sub>H groups: A convenient carbocatalyst for indole C–H activation at room temperature. *ChemCatChem*. 2013;5:1749-1753

- [49] Modak A, Bhaumik A. High-throughput acid-base tandem organocatalysis over hollow tube-shaped porous polymers and carbons. *Chemistry Select.* 2016;**(6)**:1192-1200
- [50] Xu Y, Jin S, Xu H, Nagai A, Jiang D. Conjugated microporous polymers: Design, synthesis and application. *Chemical Society Reviews.* 2013;**42**:8012-8031
- [51] Das S, Heasman P, Ben T, Qiu S. Porous organic materials: Strategic design and structure–function correlation. *Chemical Reviews.* 2017;**117**:1515-1563
- [52] Ben T, Ren TH, Ma S, Cao D, Lan J, Jing X, Wang W, Xu J, Deng F, Simmons JM, Qiu S, Zhu G. Targeted synthesis of a porous aromatic framework with high stability and exceptionally high surface area. *Angewandte Chemie, International Edition.* 2009;**48**:9457-9460
- [53] Yuan D, Lu W, Zhao D, Zhou HC. Highly stable porous polymer networks with exceptionally high gas-uptake capacities. *Advanced Materials.* 2011;**23**:3723-3725
- [54] Tan L, Tan B. Hypercrosslinked porous polymer materials: Design, synthesis, and applications. *Chemical Society Reviews.* 2017;**46**:3322-3356
- [55] Dawson R, Stevens LA, Drage TC, Snape CE, Smith MW, Adams DJ, Cooper AI. Impact of water coadsorption for carbon dioxide capture in microporous polymer sorbents. *Journal of the American Chemical Society.* 2012;**134**:10741-10744
- [56] Puthiaraj P, Ahn WS. CO<sub>2</sub> capture by porous hyper-cross-linked aromatic polymers synthesized using tetrahedral precursors. *Industrial and Engineering Chemistry Research.* 2016;**55**:7917-7923
- [57] Jeon HJ, Choi JH, Lee Y, Choi KM, Park JH, Kang JK. Highly selective CO<sub>2</sub>-capturing polymeric organic network structures. *Advanced Energy Materials.* 2012;**2**:225-228
- [58] Chen Q, Luo M, Hammershoj P, Zhou D, Han Y, Laursen BW, Yan CG, Han BH. Microporous polycarbazole with high specific surface area for gas storage and separation. *Journal of the American Chemical Society.* 2012;**134**:6084-6087
- [59] Chen Q, Liu DP, Luo M, Feng LJ, Zhao YC, Han BH. Nitrogen-containing microporous conjugated polymers via carbazole-based oxidative coupling polymerization: Preparation, porosity, and gas uptake. *Small.* 2014;**10**:308-315
- [60] Katekomol P, Roeser J, Bojdys M, Weber J, Thomas A. Covalent triazine frameworks prepared from 1,3,5-tricyanobenzene. *Chemistry of Materials.* 2013;**25**:1542-1548
- [61] Gu C, Liu D, Huang W, Liu J, Yang R. Synthesis of covalent triazine-based frameworks with high CO<sub>2</sub> adsorption and selectivity. *Polymer Chemistry.* 2015;**6**:7410-7417
- [62] Gao X, Zou X, Ma H, Meng S, Zhu G. Highly selective and permeable porous organic framework membrane for CO<sub>2</sub> capture. *Advanced Materials.* 2014;**26**:3644-3648
- [63] Wang Z, Yuan S, Mason A, Repogle B, Liu DJ, Yu L. Nanoporous porphyrin polymers for gas storage and separation. *Macromolecules.* 2012;**45**:7413-7419



- [64] Modak A, Nandi M, Mondal J, Bhaumik A. Porphyrin based porous organic polymers: Novel synthetic strategy and exceptionally high CO<sub>2</sub> adsorption capacity. *Chemical Communications*. 2012;**48**:248-250
- [65] Modak A, Pramanik M, Inagaki S, Bhaumik A. A triazine functionalized porous organic polymer: Excellent CO<sub>2</sub> storage material and support for designing Pd nanocatalyst for C–C cross-coupling reactions. *Journal of Materials Chemistry A*. 2014;**2**:11642-11650
- [66] Mengya N, Huaming Y, Xiangchao Z, Yutang W, Aidong T. Amine-impregnated mesoporous silica nanotube as an emerging nanocomposite for CO<sub>2</sub> capture. *ACS Applied Materials & Interfaces*. 2016;**8**:17312-17320
- [67] Das S, Maity A, Pradhan M, Jana S. Assessing atmospheric CO<sub>2</sub> entrapped in clay nanotubes using residual gas analyzer. *Analytical Chemistry*. 2016;**88**:2205-2211
- [68] Jana S, Das S, Ghosh C, Maity A, Pradhan M. Halloysite nanotubes capturing isotope selective atmospheric CO<sub>2</sub>. *Scientific Reports*. 2015;**5**:8711
- [69] Schaef HT, Glezakou VA, Owen AT, Ramprasad S, Martin PF, McGrail BP. Surface condensation of CO<sub>2</sub> onto kaolinite. *Environmental Science & Technology Letters*. 2014;**1**:142-145
- [70] Wang W, Xiao J, Wei X, Ding J, Wang X, Song C. Development of a new clay supported polyethylenimine composite for CO<sub>2</sub> capture. *Applied Energy*. 2014;**113**:334-341
- [71] Roth EA, Agarwal S, Gupta RK. Nanoclay-based solid sorbents for CO<sub>2</sub> capture. *Energy & Fuels*. 2013;**27**:4129-4136
- [72] Irani M, Fan M, Ismail H, Tuwati A, Dutcher B, Russell AG. Modified nanosepiolite as an inexpensive support of tetraethylenepentamine for CO<sub>2</sub> sorption. *Nano Energy*. 2015;**11**:235-246
- [73] Wang W, Wang X, Song C, Wei X, Ding J, Xiao J. Sulfuric acid modified bentonite as the support of tetraethylenepentamine for CO<sub>2</sub> capture. *Energy & Fuels*. 2013;**27**:1538-1546
- [74] Yang Z, Ren J, Zhang Z, Chen X, Guan G, Qiu L, Zhang Y, Peng H. Recent advancement of nanostructured carbon for energy applications. *Chemical Reviews*. 2015;**115**:5159-5223
- [75] Lozano-Castello D, Lillo-Rodenas MA, Cazorla-Amoros D, Linares-Solano A. Preparation of activated carbons from Spanish anthracite: I. Activation by KOH. *Carbon*. 2001;**39**:741-749
- [76] Radhakrishnan L, Reboul J, Furukuwa S, Srinivasu P, Kitagawa S, Yamauchi Y. Preparation of microporous carbon fibers through carbonization of al-based porous coordination polymer (Al-PCP) with furfuryl alcohol. *Chemistry of Materials*. 2011;**23**:1225-1231
- [77] Olivares-Marín M, Sanz-Pérez ES, Wong MS, Maroto-Valer MM. Development of regenerable sorbents from abundant wastes for capture of CO<sub>2</sub>. *Energy Procedia*. 2011;**4**:1118-1124

- [78] Liu L, Singh R, Xiao P, Webley P, Zhai Y. Zeolite synthesis from waste fly ash and its application in CO<sub>2</sub> capture from flue gas streams. *Adsorption*. 2011;**17**:795-800
- [79] Ello AS, de Souza LKC, Trokourey A, Jaroniec M. Coconut shell-based microporous carbons for CO<sub>2</sub> capture. *Microporous and Mesoporous Materials*. 2013;**180**:280-283
- [80] Lewicka K. Activated carbons prepared from hazelnut shells, walnut shells and peanut shells for high CO<sub>2</sub> adsorption. *Polish Journal of Chemical Technology*. 2017;**19**:38-43
- [81] Khenniche L, Aissani F. Preparation and characterization of carbons from coffee residue: Adsorption of salicylic acid on the prepared carbons. *Journal of Chemical & Engineering Data*. 2010;**55**:728-734
- [82] Modak A, Bhaumik A. Porous carbon derived via KOH activation of a hypercrosslinked porous organic polymer for efficient CO<sub>2</sub>, CH<sub>4</sub>, H<sub>2</sub> adsorptions and high CO<sub>2</sub>/N<sub>2</sub> selectivity. *Journal of Solid State Chemistry*. 2015;**232**:157-162
- [83] Modak A, Bhaumik A. Surface-exposed Pd nanoparticles supported over nanoporous carbon hollow tubes as an efficient heterogeneous catalyst for the C–C bond formation and hydrogenation reactions. *Journal of Molecular Catalysis A: Chemical*. 2016;**425**:147-156
- [84] Saleh M, Chandra V, Kemp KC, Kim KS. Synthesis of N-doped microporous carbon via chemical activation of polyindole-modified graphene oxide sheets for selective carbon dioxide adsorption. *Nanotechnology*. 2013;**24**:255702
- [85] Wang J, Krishna R, Wu X, Sun Y, Deng S. Polyfuran-derived microporous carbons for enhanced adsorption of CO<sub>2</sub> and CH<sub>4</sub>. *Langmuir*. 2015;**31**:9845-9852

