

We are IntechOpen, the world's leading publisher of Open Access books Built by scientists, for scientists

6,900

Open access books available

186,000

International authors and editors

200M

Downloads

Our authors are among the

154

Countries delivered to

TOP 1%

most cited scientists

12.2%

Contributors from top 500 universities



WEB OF SCIENCE™

Selection of our books indexed in the Book Citation Index
in Web of Science™ Core Collection (BKCI)

Interested in publishing with us?
Contact book.department@intechopen.com

Numbers displayed above are based on latest data collected.
For more information visit www.intechopen.com



Pyrolysis: Pathway to Coal Clean Technologies

Andrew O. Odeh

Additional information is available at the end of the chapter

<http://dx.doi.org/10.5772/67287>

Abstract

Pyrolysis remains key to all coal utilisation processes such as combustion, gasification and liquefaction. Understanding the thermochemical changes accompanying these processes through pyrolysis would help in defining the technical performance of the processes. With the recent concern for the environment and renewed interest in research on clean coal technology (CCT), hydrogen from coal through the integrated gasification combined cycle has been considered for the proposed hydrogen economy.

Keywords: char, coal, pollution control, emissions, pyrolysis

1. Introduction

What is pyrolysis: pyrolysis is a thermochemical decomposition of carbonaceous materials such as biomass, plastic, tyre, coal, etc. at elevated temperatures of 200°C and above in the absence of oxygen. It is an irreversible chemical reaction in which there is a simultaneous change of chemical composition and physical phase of the matter. This reaction involves the molecular breakdown of larger molecules (polymer) into smaller molecules in the presence of heat. Pyrolysis is also referred to as thermal cracking, thermolysis, depolymerisation, etc.

What is coal pyrolysis: coal pyrolysis involves subjecting coal to high temperature of 400–450°C, in the absence of oxygen. When oxygen or steam is present, coal will start burning, and the process is no longer known as pyrolysis but rather referred as combustion and gasification. The benefits of coal pyrolysis are enormous and are listed below:

- Converts waste (char) to energy.
 - The in-product can be used as fuel in existing industrial boilers and furnaces.
-

- The end products can also be used for generating electricity.
- It offers renewable energy source.
- Solid waste management.

Coal and coal products will continue to play an increasingly important role in fulfilling the energy needs and economies of nations. This is because of the abundant reserves of coal and its low cost [1, 2]. Coal accounts for roughly 25% of the world's energy supply and 40% of carbon emissions but even with the high percentage of emissions, it is very unlikely that any of these countries that are into coal exploration and production will turn their back on coal very soon [3]. Economic growth requires energy growth [4]. With the recent concern for the environment and renewed interest in research on alternative energy from renewable sources such as fuel cells and wind, hydrogen from coal through the integrated gasification combined cycle has been considered for the proposed hydrogen economy [5, 6]. Gasification has been tipped as the twenty-first century clean coal conversion technology than the other coal utilisation processes such as liquefaction and combustion because it is high energy efficient [7], non-polluting [8] and economical [9]. It also has the merit of going beyond the use of coal for the generation of power [10], metal processing and the production of chemicals [11], as coal could be converted to useful gases and liquids [12]. Coal is a complex carbonaceous material consisting of organic and inorganic matter [13]. During gasification, the organic and inorganic matter undergoes various chemical and physical transformations [14]. In order to maximise the gasification efficiency, there is a need to understand the mechanism of the chemical and physical transformation, as this will assist in the reduction of carbon emissions in the process especially when gasifying low rank coal [15–17]. Several options are used to control the feed rate of coal during gasification: fixed bed, fluidised bed, and entrained flow gasifiers [18]. Fluidised bed gasifiers have the potential advantage that low-grade coals rich in ash and inertinites, such that South African coals, can be processed more efficiently than in conventional pulverised coal boilers [19–21].

Therefore, the design of coal utilisation processes will require a deeper understanding of coal's intrinsic properties and the ways in which it is chemically transformed under process conditions [22, 23]. One of the ways to get this understanding is through pyrolysis which serves as an enroute to all coal utilisation processes [19]. Hence in this communication, the evaluation of six southern hemisphere coals would be used to illustrate the intermediary role played by pyrolysis in the coal utilisation processes.

2. Influence of changes in chemical and physical properties on coal performance

Currently, research efforts on the utilisation of coal and coal products are driven towards clean coal technology (CCT) [20, 24]. Previous studies on CCT for the past 30 years have been on the chemical cleaning of coal and of recent on carbon capture and storage (CCS)

[20, 25]. Research efforts have been limited to laboratory-scale in the determination of molecular and structural parameters such as aromaticity, degree of condensation that defines the technical performance of coal during coal utilisation processes [20, 26–28]. The essence of chemical cleaning in coal is to remove or reduce the mineral content in coal as it has been reported that the mineral content in coal melts when it is subjected to heat treatment during coal conversion processes [20, 29] which results in blocking the carbon active sites [30] thereby reducing the reactivity of the coal and decreasing the emission of pollutants [20, 31].

Coal is a complex carbonaceous polymer made up of organic and inorganic substances [32, 33]. The organic materials are known as macerals, while the inorganic impurities are considered as the minerals [34]. When exposed to heat-treatment; the physical, chemical, thermal, mechanical and electrical properties of coal undergo transformation [20, 35]. One of the key parameters that are used in measuring the chemical stability of this transformation is the aromaticity [20, 36]; it gives a good representation of the maceral to char transformation, which stands as a good indicator of coal maturity due to the realignment of the carbon [20, 37].

The change in carbonaceous structure due to the modification of the organic and inorganic constituents in coal and its subsequent char is stated to be one of the main factors that affect the reactivity of coal/char in coal conversion processes [20, 38, 39]. The chemical transformation involves the change in the organic chemical structure (**Tables 1–3**) while the physical transformation involves a change in the char morphology and porosity (**Table 4, Figures 1–12**).

Coal	SPL	SM	BCH	SSL	NGR	GER
wt% inherent moisture (air dried)	1.5	1.0	2.1	4.2	9.6	15.4
wt% ash (air-dried)	11.2	17.3	16.2	29.1	9.0	12.4
wt% volatile matter (air-dried)	5.3	7.6	26.7	21.4	37.6	45.7
wt% fixed carbon (air-dried)	82	74.1	55.0	45.3	43.8	26.4
wt% carbon (daf)	90.2	90.4	81.6	77.5	75.6	70.5
wt% hydrogen (daf)	2.7	3.5	4.6	4.5	5.2	6.6
wt% nitrogen (daf)	2.2	2.0	2.0	2.2	1.7	0.6
wt% oxygen (daf)	2.7	3.3	10.7	15.4	16.9	18.5
wt% sulphur (daf)	2.3	0.9	1.2	0.4	0.7	3.7
Gross calorific value (MJ/kg)	29.6	28.7	26.8	20.0	24.6	21.2
H/C	0.4	0.5	0.7	0.7	0.8	1.1
f_a	0.91	0.85	0.73	0.72	0.65	0.49

Table 1. Proximate analysis, ultimate analysis, calorific values and calculated H/C and aromaticity values for untreated coal.

Coal	SPL	SM	BCH	SSL	NGR	GER
wt% inherent moisture(air dried)	2.5	2.3	2.7	1.3	1.9	1.7
wt% ash (air-dried)	1.5	1.8	1.2	3.3	2.0	0.8
wt% volatile matter (air-dried)	6.8	9.6	27.2	25.0	43.2	60.3
wt% fixed carbon (air-dried)	89.2	86.3	68.9	70.4	53.0	37.3
wt% carbon (daf)	85.6	89.0	83.4	80.9	75.1	69.2
wt% hydrogen (daf)	2.4	3.3	4.6	4.2	5.2	6.2
wt% nitrogen (daf)	2.0	1.8	2.0	2.3	1.8	0.6
wt% oxygen (daf)	7.7	5.0	9.1	12.3	17.4	20.3
wt% Sulphur (daf)	2.1	0.7	1.0	0.3	0.1	2.7
Gross calorific value (MJ/kg)	32.7	33.3	32.0	30.0	29.3	28.9
H/C	0.3	0.4	0.7	0.6	0.8	1.1
$f_{a(CA)}$	0.92	0.86	0.74	0.76	0.65	0.52
$f_{a(FTIR)}$	0.98	0.84	0.72	0.74	0.58	0.40
$f_{a(C-NMR)}$	0.98	0.94	0.76	0.80	0.58	0.43
$f_{a(XRD)}$	0.89	0.87	0.78	0.74	0.70	0.66

Table 2. Proximate analysis, ultimate analysis, calorific values and calculated H/C and aromaticity values for acid-treated coal.

Coal	450	500	550	600	650	700
GER						
H/C	0.5	0.4	0.3	0.3	0.2	0.1
$f_{a(CA)}$	0.86	0.89	0.95	0.95	0.99	1.00
$f_{a(FTIR)}$	0.66	0.69	0.73	0.74	0.76	0.79
$f_{a(XRD)}$	0.66	0.67	0.68	0.72	0.74	0.76
NGR						
H/C	0.5	0.4	0.3	0.3	0.2	0.1
$f_{a(CA)}$	0.86	0.90	0.93	0.96	1.00	1.03
$f_{a(FTIR)}$	0.75	0.78	0.81	0.84	0.87	0.90
$f_{a(XRD)}$	0.67	0.69	0.70	0.74	0.78	0.80
SSL						
H/C	0.4	0.4	0.3	0.3	0.2	0.1
$f_{a(CA)}$	0.87	0.91	0.93	0.96	1.00	1.05
$f_{a(FTIR)}$	0.84	0.88	0.90	0.93	0.97	1.00
$f_{a(XRD)}$	0.91	0.94	0.96	0.97	0.97	0.97
BCH						
H/C	0.5	0.4	0.3	0.3	0.2	0.1

Coal	450	500	550	600	650	700
$f_{a(CA)}$	0.86	0.89	0.92	0.95	0.98	1.03
$f_{a(FTIR)}$	0.83	0.86	0.89	0.92	0.95	1.00
$f_{a(XRD)}$	0.93	0.94	0.97	0.98	0.99	0.99
SM						
H/C	0.4	0.4	0.3	0.3	0.2	0.1
$f_{a(CA)}$	0.88	0.89	0.92	0.95	0.99	1.03
$f_{a(FTIR)}$	0.94	0.95	0.98	1.00	1.00	1.00
$f_{a(XRD)}$	0.96	0.98	0.99	0.99	0.99	0.99
SPL						
H/C	0.3	0.3	0.3	0.3	0.2	0.1
f_a	0.94	0.95	0.95	0.97	0.98	1.03
$f_{a(FTIR)}$	0.97	0.98	1.00	1.00	1.00	1.00
$f_{a(XRD)}$	0.96	0.97	0.98	0.99	0.99	0.99

Table 3. Calculated H/C and aromaticity values for heat-treated coal.

Coal	450	500	550	600	650	700
GER						
O/C	0.132	0.103	0.092	0.073	0.064	0.056
BET surface area (m ² /g)	169.96	193.97	230.41	241.82	262.61	268.56
NGR						
O/C	0.130	0.110	0.083	0.075	0.067	0.061
BET surface area (m ² /g)	155.78	182.61	183.19	234.10	238.14	239.74
SSL						
O/C	0.081	0.076	0.063	0.052	0.051	0.042
BET surface area (m ² /g)	136.60	153.47	199.72	200.38	214.46	224.19
BCH						
O/C	0.064	0.057	0.044	0.039	0.037	0.029
BET surface area (m ² /g)	130.17	158.68	183.89	206.40	215.40	224.95
SM						
O/C	0.039	0.042	0.033	0.033	0.037	0.032
BET surface area (m ² /g)	137.94	148.17	170.35	186.54	194.60	196.99
SPL						
O/C	0.039	0.048	0.063	0.039	0.037	0.036
BET surface area (m ² /g)	113.93	135.18	136.74	150.98	162.47	164.40

Table 4. Calculated atomic O/C and BET surface area values from SEM and ASAP 2020 for heat-treated coal.

Int J Green

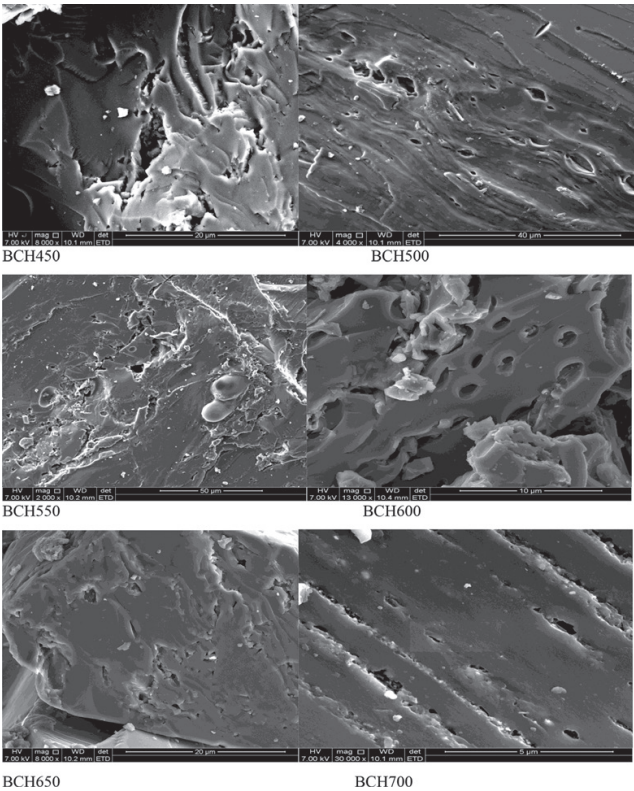


Figure 1. SEM micrographs of the transition of BCH coal to char.

Int J Green

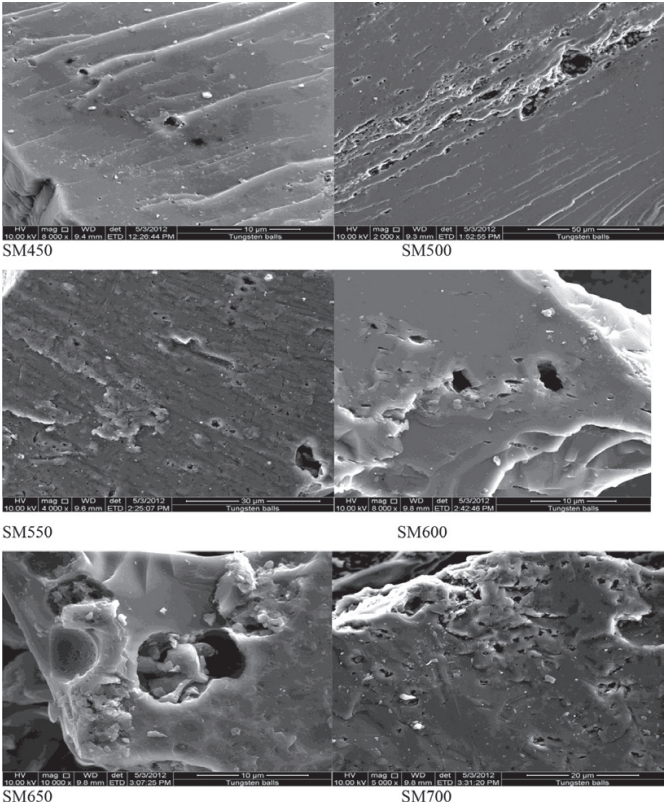


Figure 2. SEM micrographs of the transition of SM coal to char.

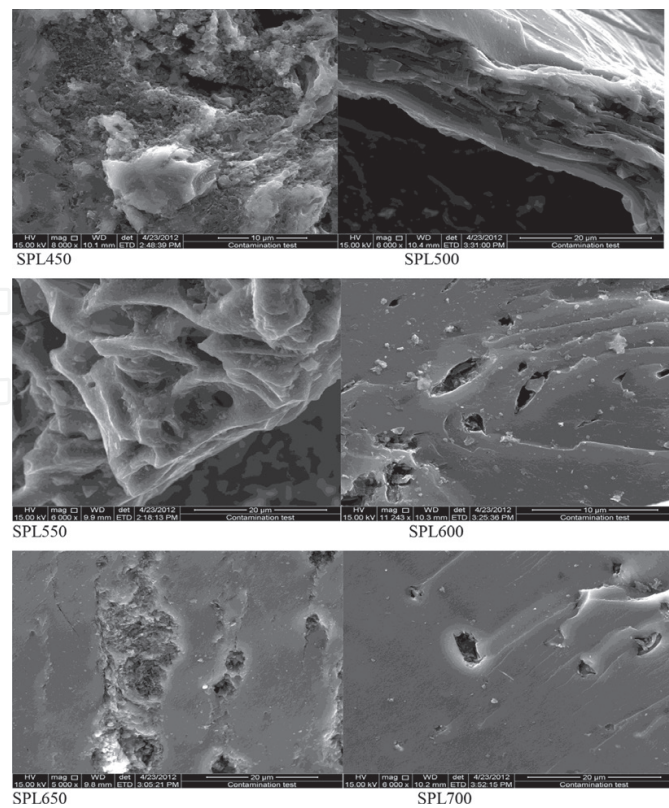


Figure 3. SEM micrographs of the transition of SPL coal to char.




Figure 4. SEM micrographs of the transition of SSL coal to char.




Figure 5. SEM micrographs of the transition of NGR coal to char.




Figure 6. SEM micrographs of the transition of GER coal to char.




Figure 7. Petrographic pictures of the transition of coal to char for GER suites.




Figure 8. Petrographic pictures of the transition of coal to char for NGR suites.




Figure 9. Petrographic pictures of the transition of coal to char for SSL suites.

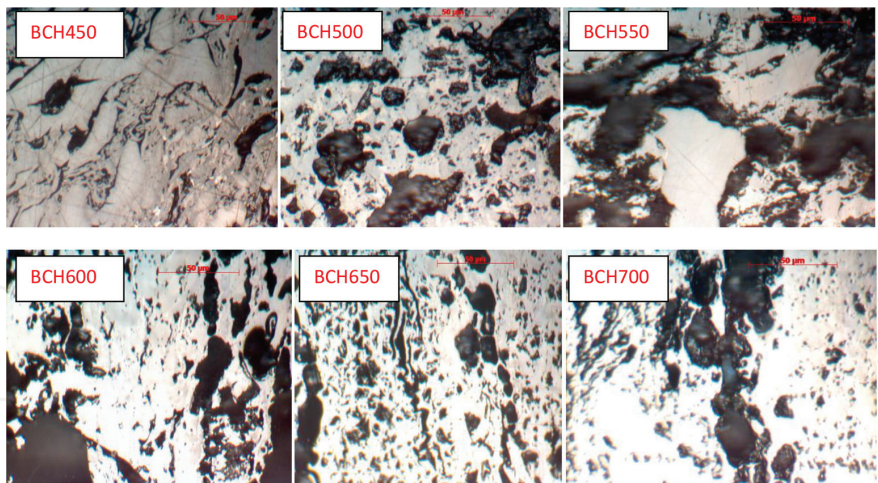


Figure 10. Petrographic pictures of the transition of coal to char for BCH suites.

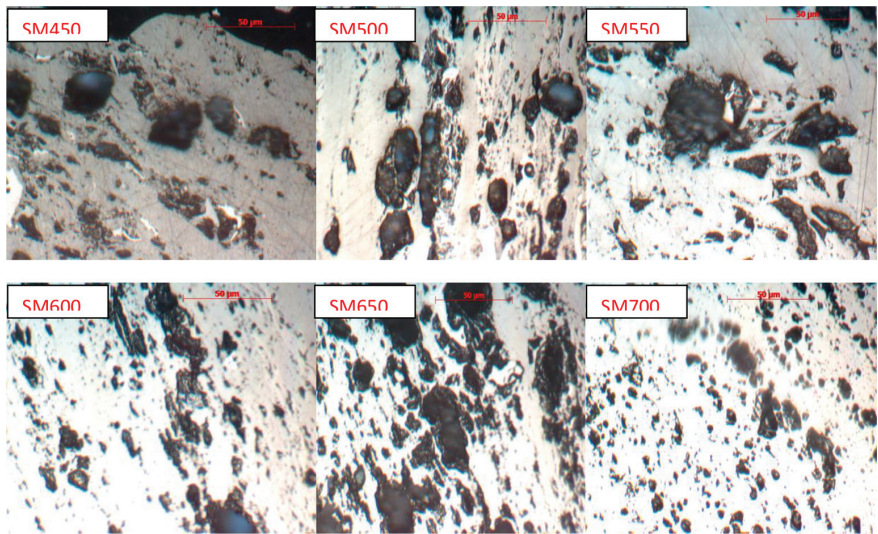


Figure 11. Petrographic pictures of the transition of coal to char for SM suites.

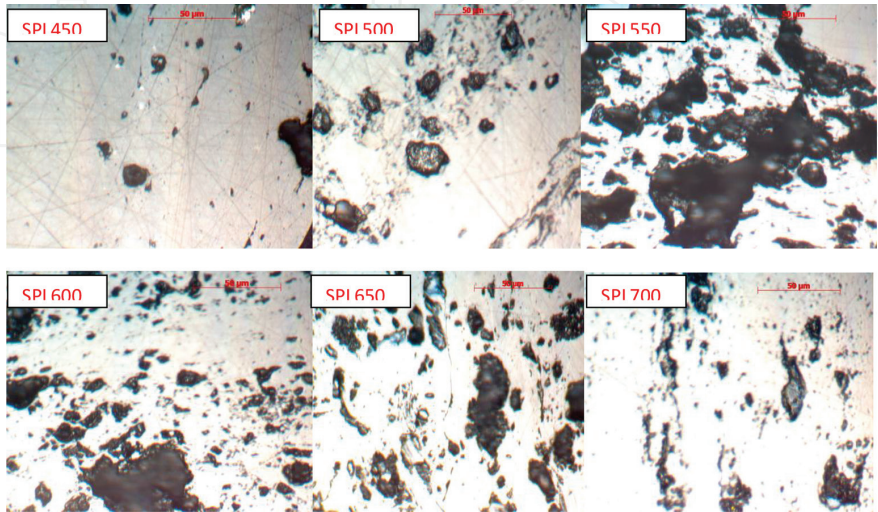


Figure 12. Petrographic pictures of the transition of coal to char for SPL suites.

Author details

Andrew O. Odeh

Address all correspondence to: odehandy@yahoo.com

Department of Chemical Engineering, University of Benin, Benin City, Nigeria

References

- [1] Ahmed, I.I. and Gupta, A.K. 2011. Particle size, porosity and temperature effects on char conversion. *Applied Energy* 88: 4667-4677.
- [2] Choudhury, N., Biswas, S., Sarkar, P., Kumar, M., Ghosal, S., Mitra, T., Mukherjee, A. and Choudhury, A. 2008. Influence of rank and macerals on the burnout behaviour of pulverised Indian coal. *International Journal of Coal Geology* 74: 145-153.
- [3] Cousins, A., Paterson, N., Dugwell, D.R., Kandiyonti, R. 2006. An investigation of the reactivity of chars formed in fluidized bed gasifiers: the effect of reaction conditions and particle size on coal char reactivity. *Energy & Fuels* 20: 2489-2497.
- [4] Hurt, R., Sun, J.K. and Lunden, M. 1998. A kinetic model of carbon burnout in pulverized coal combustion. *Combustion and Flame* 113: 181-197.
- [5] Ibarra, J.V., Munoz, D. and Moliner, R. 1996. FTIR study of the evolution of coal structure during the coalification process. *Organic Geochemistry* 24: 725-735.
- [6] Jasienko, S., Matuszewska, A. and John, A. 1995. Properties and structure of hard coals from the borehole Niedobczyce IG-1 in the Rybnik Coal District, Upper Silesian Coal Basin, their petrographic and group constituents. 2. Variations in petrographic composition of the coals along the depth of borehole and alterations in structure of the coals characterized by vitrinites spectroscopic analyses (X-ray, IR). *Fuel Processing Technology* 41: 221-232.
- [7] Li, C.Z. 2007. Some recent advances in the understanding of the pyrolysis and gasification behaviour of Victorian brown coal. *Fuel* 86: 1664-1683.
- [8] Li, Y., Cao, X., Zhu, D., Chappel, M.A., Miller, L.F. and Mao, J. 2012. Characterisation of coals and their laboratory-prepared black carbon using advanced solid-state ^{13}C nuclear magnetic resonance spectroscopy. *Fuel Processing Technology* 96: 56-64.
- [9] Li, Z., Fredericks, P.M., Rintoul, L. and Ward, C.R. 2007. Application of attenuated total reflectance micro-Fourier transform infrared (ATR-FTIR) spectroscopy to the study of coal macerals: examples from the Bowen Basin, Australia. *International Journal of Coal Geology* 70: 87-94.
- [10] Lu, L., Sahajwalla, V. and Harris, D. 2000. Characteristics of chars prepared from various pulverized coals at different temperatures using drop-tube furnace. *Energy & Fuels* 14: 869-876.

- [11] Lu, L., Sahajwalla, D. Kong, C. and Harris, D. 2001. Quantitative X-ray diffraction analysis and its application to various coals. *Carbon* 39: 1821-1833.
- [12] Lunden, M.M., Yang, N.Y.C., Headley, J. and Shaddix, C.R. 1998. Mineral-char interactions during char combustion of a high volatile coal. *Proceedings of Combustion Institute* 27 2: 1695-1702.
- [13] Maity, S. and Choudhury, A. 2008. Influence of nitric acid treatment in different media on X-ray structural parameters of coal. *Energy & Fuels* 22: 4087-4091.
- [14] Matsuoka, K., Suzuki, Y., Eylands, K., Benson, S. and Tomita, A. 2006. CCSEM study of ash forming reactions during lignite gasification. *Fuel* 85: 2371-2376.
- [15] Matsuoka, K., Akahane, T., Aso, H., Sharma, A. and Tomita, A. 2008. The size of polyaromatic layer of coal char estimated from elemental analysis data. *Fuel* 87: 539-545.
- [16] McBeath, A.V., Smernik, R.J., Schneider, M.P.W. and Schmidt, M.W.I. 2011. Determination of the aromaticity and degree of aromatic condensation of a thermosequence of wood charcoal using NMR. *Organic Geochemistry* 42: 1194-1202.
- [17] Neavel, R.C. 1981. "Origin, Petrography and Classification", *Chemistry of Coal Utilization*. 2nd Supplement Volume. Wiley: New York.
- [18] Oboirien, B.O., Engelbrecht, A.D., North, B.C., du Cann, V.M., Verryyn, S. and Falcon, R. 2011. Study on structure and gasification characteristics of selected South African bituminous coal in fluidised bed gasification. *Fuel Processing Technology* 92: 735-742.
- [19] Odeh, A. 2015. Qualitative and quantitative ATR-FTIR analysis and its application to coal char of different ranks. *Journal of Fuel Chemistry and Technology* 43: 129-137.
- [20] Odeh, A. 2015. Comparative study of the aromaticity of the coal structure during the char formation process under both conventional and advanced analytical techniques. *Energy & Fuels* 29: 2676-2684.
- [21] Odeh, A. 2015. Exploring the potential of petrographics in understanding coal pyrolysis. *Energy* 87: 555-565.
- [22] Orrego-Ruiz, R.A., Cabanzo, R. and Mejia-Ospino, E. 2011. Study of Colombian coals using photoacoustic Fourier transform infrared spectroscopy. *International Journal of Coal Geology* 85: 307-310.
- [23] Painter, P., Sobkowiak, M., Heidary, S. and Coleman, M. 1994. Current status of FT-IR in the analysis of coal structure. *Fuel* 39: 49-53.
- [24] Perry, S.T., Hambly, E.M., Fletcher, T.H., Solum, M.S., and Pugmire R.J. 2000. Solid-state C NMR characterization of matched tars and chars from rapid coal characterization. *Proceedings of the Combustion Institute* 28: 2313-2319.
- [25] Pusz, S., Duber, S. and Kwiecinska, B. 2002. The study of textural and structural transformations of carbonized anthracites. *Fuel Processing Technology* 77: 173-180.

- [26] Rodrigues, S., Suarez-Ruiz, I., Marques, M., Camean, I. and Flores, D. 2011. Microstructural evolution of high temperature treated anthracites of different rank. *International Journal of Coal Geology* 87: 204-211.
- [27] Rouzand, J.N. and Oberlin, A. 1989. Structure, microtexture, and optical properties of anthracene and saccharose-based carbons. *Carbon* 27: 517-529.
- [28] Sekine, Y., Ishikawa, K., Kikuchi, E., Matsukata, M. and Akimoto, A. 2006. Reactivity and structural change of coal during steam gasification. *Fuel* 85: 122-126.
- [29] Senneca, O., Salatino, P. and Masi, P. 1998. Microstructural changes and loss of gasification reactivity of chars upon heat treatment. *Fuel* 77: 1483-1493.
- [30] Senneca, O., Salatino, P. and Menghini, D. 2007. The influence of thermal annealing on oxygen uptake and combustion rates of a bituminous coal char. *Proceedings of the Combustion Institute* 31: 1889-1895.
- [31] Strydom, C.A., Bunt, J.R., Schobert, H.H. and Raghoo, M. 2011. Changes to the organic functional groups of an inertinite rich medium rank bituminous coal during acid treatment process. *Fuel Processing Technology* 92: 764-770.
- [32] Suarez-Ruiz, I. and Garcia, A.B. 2007. Optical parameters as a tool to study the microstructural evolution of carbonized anthracites during high-temperature treatment. *Energy & Fuels* 21: 2935-2941.
- [33] Solum, M.S., Pugmire, R.J., Jagtoyen, M. and Derbyshire, F. 1995. Evolution of carbon structure in chemically activated wood. *Carbon* 33: 1247-1254.
- [34] Supaluknari S., Larkins, F.P., Redlich, P. and Jackson, W.R. 1989. Determination of aromaticities and other structural features of Australian coals using solid state ^{13}C NMR and FTIR spectroscopies. *Fuel Processing Technology* 23: 47-61.
- [35] Tsai, C.-T. and Scaroni, A.W. 1986. The structural changes of bituminous coal particles during the initial stages of pulverized-coal combustion. *Fuel* 66: 200-206.
- [36] van Niekerk, D., Pugmire, R.J., Solum, M.S. and Mathews, J.P. 2008. Structural characterisation of vitrinite-rich and inertinite-rich Permian-aged South African bituminous coals. *International Journal of Coal Geology* 76: 290-300.
- [37] Wang, J., Du, J., Chang, L. and Xie, K. 2010. Study on the structure and pyrolysis characteristics of Chinese western coals. *Fuel Processing Technology* 91: 430-433.
- [38] Zhang, H., Pu, W., Ha, S., Li, Y., and Sun, M. 2009. The influence of included mineral on the intrinsic reactivity of chars prepared at 900°C in a drop tube furnace and muffle furnace. *Fuel* 88: 2303-2310.
- [39] Zhu, W., Song, W. and Lin, W. 2008. Effect of particle size on pyrolysis and char reactivity for two types of coal and demineralised coal. *Energy & Fuels* 22: 2482-2487.

