

We are IntechOpen, the world's leading publisher of Open Access books Built by scientists, for scientists

6,900

Open access books available

186,000

International authors and editors

200M

Downloads

Our authors are among the

154

Countries delivered to

TOP 1%

most cited scientists

12.2%

Contributors from top 500 universities



WEB OF SCIENCE™

Selection of our books indexed in the Book Citation Index
in Web of Science™ Core Collection (BKCI)

Interested in publishing with us?
Contact book.department@intechopen.com

Numbers displayed above are based on latest data collected.
For more information visit www.intechopen.com



Facial Expression Recognition in the Presence of Head Motion

Fadi Dornaika¹ and Franck Davoine²

*National Geographical Institute (IGN), 2 avenue Pasteur, 94165 Saint-Mandé¹,
Heudiasyc Mixed Research Unit, CNRS/UTC, 60205 Compiègne²,
France*

1. Introduction

The human face has attracted attention in a number of areas including psychology, computer vision, human-computer interaction (HCI) and computer graphics (Chandrasiri et al., 2004). As facial expressions are the direct means of communicating emotions, computer analysis of facial expressions is an indispensable part of HCI designs. It is crucial for computers to be able to interact with the users, in a way similar to human-to-human interaction. Human-machine interfaces will require an increasingly good understanding of a subject's behavior so that machines can react accordingly. Although humans detect and analyze faces and facial expressions in a scene with little or no effort, development of an automated system that accomplishes this task is rather difficult.

One challenge is to construct robust, real-time, fully automatic systems to track the facial features and expressions. Many computer vision researchers have been working on tracking and recognition of the whole face or parts of the face. Within the past two decades, much work has been done on automatic recognition of facial expression. The initial 2D methods had limited success mainly because their dependency on the camera viewing angle. One of the main motivations behind 3D methods for face or expression recognition is to enable a broader range of camera viewing angles (Blanz & Vetter, 2003; Gokturk et al., 2002; Lu et al., 2006; Moreno et al., 2002; Wang et al., 2004; Wen & Huang, 2003; Yilmaz et al., 2002).

To classify expressions in static images many techniques have been proposed, such as those based on neural networks (Tian et al., 2001), Gabor wavelets (Bartlett et al., 2004), and Adaboost (Wang et al., 2004). Recently, more attention has been given to modeling facial deformation in dynamic scenarios, since it is argued that information based on dynamics is richer than that provided by static images. Static image classifiers use feature vectors related to a single frame to perform classification (Lyons et al., 1999). Temporal classifiers try to capture the temporal pattern in the sequence of feature vectors related to each frame. These include the Hidden Markov Model (HMM) based methods (Cohen et al., 2003) and Dynamic Bayesian Networks (DBNs) (Zhang & Ji, 2005). In (Cohen et al., 2003), the authors introduce a facial expression recognition from live video input using temporal cues. They propose a new HMM architecture for automatically segmenting and recognizing human facial expression from video sequences. The architecture performs both segmentation and recognition of the facial expressions automatically using a multi-level architecture

composed of an HMM layer and a Markov model layer. In (Zhang & Ji, 2005), the authors present a new approach to spontaneous facial expression understanding in image sequences. The facial feature detection and tracking is based on active Infra Red illumination. Modeling dynamic behavior of facial expression in image sequences falls within the framework of information fusion with DBNs. In (Xiang et al., 2008), the authors propose a temporal classifier based on the use of fuzzy C means where the features are given by Fourier transform.

Surveys of facial expression recognition methods can be found in (Fasel & Luetttin, 2003; Pantic & Rothkrantz, 2000). A number of earlier systems were based on facial motion encoded as a dense flow between successive image frames. However, flow estimates are easily disturbed by illumination changes and non-rigid motion. In (Yacoob & Davis, 1996), the authors compute optical flow of regions on the face, then they use a rule-based classifier to recognize the six basic facial expressions. Extracting and tracking facial actions in a video can be done in several ways. In (Bascle & Black, 1998), the authors use active contours for tracking the performer's facial deformations. In (Ahlberg, 2002), the author retrieves facial actions using a variant of Active Appearance Models. In (Liao & Cohen, 2005), the authors used a graphical model for modeling the interdependencies of defined facial regions for characterizing facial gestures under varying pose. The dominant paradigm involves computing a time-varying description of facial actions/features from which the expression can be recognized; that is to say, the tracking process is performed prior to the recognition process (Dornaika & Davoine, 2005; Zhang & Ji, 2005).

However, the results of both processes affect each other in various ways. Since these two problems are interdependent, solving them simultaneously increases reliability and robustness of the results. Such robustness is required when perturbing factors such as partial occlusions, ultra-rapid movements and video streaming discontinuity may affect the input data. Although the idea of merging tracking and recognition is not new, our work addresses two complicated tasks, namely tracking the facial actions and recognizing expression over time in a monocular video sequence.

In the literature, simultaneous tracking and recognition has been used in simple cases. For example, (North et al., 2000) employs a particle-filter-based algorithm for tracking and recognizing the motion class of a juggled ball in 2D. Another example is given in (Zhou et al., 2003); this work proposes a framework allowing the simultaneous tracking and recognizing of human faces using a particle filtering method. The recognition consists in determining a person's identity, which is fixed for the whole probe video. The authors use a mixed state vector formed by the 2D global face motion (affine transform) and an identity variable. However, this work does not address either facial deformation or facial expression recognition.

In this chapter, we describe two frameworks for facial expression recognition given natural head motion. Both frameworks are texture- and view-independent. The first framework exploits the temporal representation of tracked facial action in order to infer the current facial expression in a deterministic way. The second framework proposes a novel paradigm in which facial action tracking and expression recognition are simultaneously performed. The second framework consists of two stages. First, the 3D head pose is estimated using a deterministic approach based on the principles of Online Appearance Models (OAMs). Second, the facial actions and expression are simultaneously estimated using a stochastic approach based on a particle filter adopting mixed states (Isard & Blake, 1998). This

proposed framework is simple, efficient and robust with respect to head motion given that (1) the dynamic models directly relate the facial actions to the universal expressions, (2) the learning stage does not deal with facial images but only concerns the estimation of autoregressive models from sequences of facial actions, which is carried out using closed-form solutions, and (3) facial actions are related to a deformable 3D model and not to entities measured in the image plane.

1.1 Outline of the chapter

This chapter provides a set of recent deterministic and stochastic (robust) techniques that perform efficient facial expression recognition from video sequences. The chapter organization is as follows. The first part of the chapter (Section 2) briefly describes a real time face tracker adopting a deformable 3D mesh and using the principles of Online Appearance Models. This tracker can provide the 3D head pose parameters and some facial actions. The second part of the chapter (Section 3) focuses on the analysis and recognition of facial expressions in continuous videos using the tracked facial actions. We propose two pose- and texture-independent approaches that exploit the tracked facial action parameters. The first approach adopts a Dynamic Time Warping technique for recognizing expressions where the training data are a set of trajectory examples associated with universal facial expressions. The second approach models trajectories associated with facial actions using Linear Discriminant Analysis. The third part of the chapter (Section 4) addresses the simultaneous tracking and recognition of facial expressions. In contrast to the mainstream approach "tracking then recognition", this framework simultaneously retrieves the facial actions and expression using a particle filter adopting multi-class dynamics that are conditioned on the expression.

2. Face and facial action tracking

2.1 A deformable 3D model

In our study, we use the *Candide* 3D face model (Ahlberg, 2002). This 3D deformable wireframe model was first developed for the purposes of model-based image coding and computer animation. The 3D shape of this wireframe model (triangular mesh) is directly recorded in coordinate form. It is given by the coordinates of the 3D vertices \mathbf{P}_i , $i = 1, \dots, n$ where n is the number of vertices. Thus, the shape up to a global scale can be fully described by the $3n$ vector \mathbf{g} ; the concatenation of the 3D coordinates of all vertices \mathbf{P}_i . The vector \mathbf{g} is written as:

$$\mathbf{g} = \bar{\mathbf{g}} + \mathbf{S} \boldsymbol{\tau}_s + \mathbf{A} \boldsymbol{\tau}_a \quad (1)$$

where $\bar{\mathbf{g}}$ is the standard shape of the model, $\boldsymbol{\tau}_s$ and $\boldsymbol{\tau}_a$ are shape and animation control vectors, respectively, and the columns of \mathbf{S} and \mathbf{A} are the Shape and Animation Units. A Shape Unit provides a means of deforming the 3D wireframe so as to be able to adapt eye width, head width, eye separation distance, etc. Thus, the term $\mathbf{S} \boldsymbol{\tau}_s$ accounts for shape variability (inter-person variability) while the term $\mathbf{A} \boldsymbol{\tau}_a$ accounts for the facial animation (intra-person variability). The shape and animation variabilities can be approximated well enough for practical purposes by this linear relation. Also, we assume that the two kinds of variability are independent. With this model, the ideal neutral face configuration is represented by $\boldsymbol{\tau}_a = \mathbf{0}$. The shape modes were created manually to accommodate the

subjectively most important changes in facial shape (face height/width ratio, horizontal and vertical positions of facial features, eye separation distance). Even though a PCA was initially performed on manually adapted models in order to compute the shape modes, we preferred to consider the *Candide* model with manually created shape modes with semantic signification that are easy to use by human operators who need to adapt the 3D mesh to facial images. The animation modes were measured from pictorial examples in the Facial Action Coding System (FACS) (Ekman & Friesen, 1977).

In this study, we use twelve modes for the facial Shape Units matrix S and six modes for the facial Animation Units (AUs) matrix A . Without loss of generality, we have chosen the six following AUs: lower lip depressor, lip stretcher, lip corner depressor, upper lip raiser, eyebrow lowerer and outer eyebrow raiser. These AUs are enough to cover most common facial animations (mouth and eyebrow movements). Moreover, they are essential for conveying emotions. The effects of the Shape Units and the six Animation Units on the 3D wireframe model are illustrated in Figure 1.

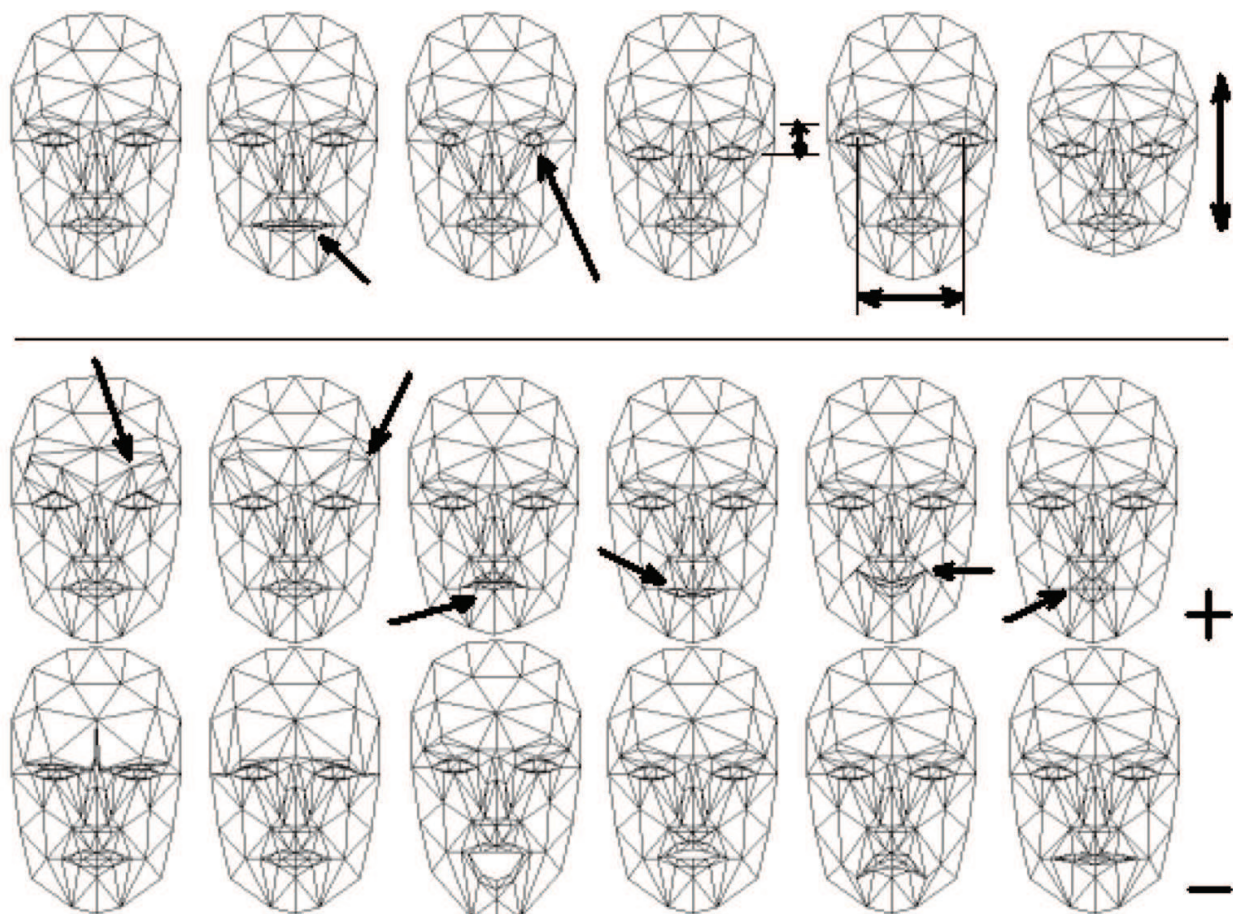


Figure 1: First row: Facial Shape units (neutral shape, mouth width, eyes width, eyes vertical position, eye separation distance, head height). Second and third rows: Positive and negative perturbations of Facial Action Units (Brow lowerer, Outer brow raiser, Jaw drop, Upper lip raiser, Lip corner depressor, Lip stretcher).

In equation (1), the 3D shape is expressed in a local coordinate system. However, one should relate the 3D coordinates to the image coordinate system. To this end, we adopt the weak perspective projection model. We neglect the perspective effects since the depth variation of the face can be considered as small compared to its absolute depth. Therefore, the mapping

between the 3D face model and the image is given by a 2×4 matrix, \mathbf{M} , encapsulating both the 3D head pose and the camera parameters.

Thus, a 3D vertex $\mathbf{P}_i = (X_i, Y_i, Z_i)^T \in \mathbf{g}$ will be projected onto the image point $\mathbf{p}_i = (u_i, v_i)^T$ given by:

$$(u_i, v_i)^T = \mathbf{M} (X_i, Y_i, Z_i, 1)^T \quad (2)$$

For a given subject, τ_s is constant. Estimating τ_s can be carried out using either feature-based (Lu et al., 2001) or featureless approaches (Ahlberg, 2002). In our work, we assume that the control vector τ_s is already known for every subject, and it is set manually using for instance the face in the first frame of the video sequence (the *Candidate* model and target face shapes are aligned manually). Therefore, Equation (1) becomes:

$$\mathbf{g} = \mathbf{g}_s + \mathbf{A} \tau_a \quad (3)$$

where \mathbf{g}_s represents the static shape of the face-the neutral face configuration. Thus, the state of the 3D wireframe model is given by the 3D head pose parameters (three rotations and three translations) and the animation control vector τ_a . This is given by the 12-dimensional vector \mathbf{b} :

$$\mathbf{b} = [\theta_x, \theta_y, \theta_z, t_x, t_y, t_z, \tau_a^T]^T \quad (4)$$

$$= [\mathbf{h}^T, \tau_a^T]^T \quad (5)$$

where the vector \mathbf{h} represents the six degrees of freedom associated with the 3D head pose.




Figure 2: (a) an input image with correct adaptation of the 3D model. (b) the corresponding shape-free facial image.

2.2 Shape-free facial patches

A facial patch is represented as a shape-free image (geometrically normalized raw brightness image). The geometry of this image is obtained by projecting the standard shape $\bar{\mathbf{g}}$ with a centered frontal 3D pose onto an image with a given resolution. The geometrically normalized image is obtained by texture mapping from the triangular 2D mesh in the input image (see Figure 2) using a piece-wise affine transform, \mathcal{W} . The warping process applied to an input image \mathbf{y} is denoted by:

$$\mathbf{x}(\mathbf{b}) = \mathcal{W}(\mathbf{y}, \mathbf{b}) \quad (6)$$

where \mathbf{x} denotes the shape-free patch and \mathbf{b} denotes the geometrical parameters. Several resolution levels can be chosen for the shape-free patches. The reported results are obtained with a shape-free patch of 5392 pixels. Regarding photometric transformations, a zero-mean unit-variance normalization is used to partially compensate for contrast variations. The complete image transformation is implemented as follows: (i) transfer the rawbrightness facial patch \mathbf{y} using the piece-wise affine transform associated with the vector \mathbf{b} , and (ii) perform the gray-level normalization of the obtained patch.

2.3 Adaptive facial texture model

In this work, the facial texture model (appearance model) is built online using the tracked shape-free patches. We use the HAT symbol for the tracked parameters and patches. For a given frame t , $\hat{\mathbf{b}}_t$ represents the computed geometric parameters and $\hat{\mathbf{x}}_t$ the corresponding shape-free patch, that is,

$$\hat{\mathbf{x}}_t = \mathbf{x}(\hat{\mathbf{b}}_t) = \mathcal{W}(\mathbf{y}_t, \hat{\mathbf{b}}_t) \quad (7)$$

The estimation of $\hat{\mathbf{b}}_t$ from the sequence of images will be presented in Section 2.4. $\hat{\mathbf{b}}_0$ is set manually, according to the face in the first video frame. The facial texture model (appearance model) associated with the shape-free facial patch at time t is time-varying in that it models the appearances present in all observations $\hat{\mathbf{x}}$ up to time $t - 1$. This may be required as a result, for instance, of illumination changes or out-of-plane rotated faces.

By assuming that the pixels within the shape-free patch are independent, we can model the appearance using a multivariate Gaussian with a diagonal covariance matrix Σ . In other words, this multivariate Gaussian is the distribution of the facial patches $\hat{\mathbf{x}}_t$. Let μ be the Gaussian center and σ the vector containing the square root of the diagonal elements of the covariance matrix Σ . μ and σ are d -vectors (d is the size of \mathbf{x}).

In summary, the observation likelihood is written as:

$$p(\mathbf{y}_t | \mathbf{b}_t) = p(\mathbf{x}_t | \mathbf{b}_t) = \prod_{i=1}^d \mathbf{N}(x_i; \mu_i, \sigma_i)_t \quad (8)$$

where $\mathbf{N}(x_i, \mu_i, \sigma_i)$ is the normal density:

$$\mathbf{N}(x_i; \mu_i, \sigma_i) = (2\pi\sigma_i^2)^{-1/2} \exp \left[-\frac{1}{2} \left(\frac{x_i - \mu_i}{\sigma_i} \right)^2 \right] \quad (9)$$

We assume that the appearance model summarizes the past observations under an exponential envelope with a forgetting factor $\alpha = 1 - \exp\left(-\frac{\log 2}{n_h}\right)$, where n_h represents the half-life of the envelope in frames (Jepson et al., 2003).

When the patch $\hat{\mathbf{x}}_t$ is available at time t , the appearance is updated and used to track in the next frame. It can be shown that the appearance model parameters, i.e., the μ_i 's and σ_i 's can be updated from time t to time $(t + 1)$ using the following equations (see (Jepson et al., 2003) for more details on OAMs):

$$\mu_{i(t+1)} = (1 - \alpha) \mu_{i(t)} + \alpha \hat{x}_{i(t)} \quad (10)$$

$$\sigma_{i(t+1)}^2 = (1 - \alpha) \sigma_{i(t)}^2 + \alpha (\hat{x}_{i(t)} - \mu_{i(t)})^2 \quad (11)$$

This technique is simple, time-efficient and therefore suitable for real-time applications. The appearance parameters reflect the most recent observations within a roughly $L = 1 / \alpha$ window with exponential decay.

Note that μ is initialized with the first patch \hat{x}_0 . However, equation (11) is not used with α being a constant until the number of frames reaches a given value (e.g., the first 40 frames). For these frames, the classical variance is used, that is, equation (11) is used with α being set to $1/t$.

Here we used a single Gaussian to model the appearance of each pixel in the shape-free template. However, modeling the appearance with Gaussian mixtures can also be used at the expense of an additional computational load (e.g., see (Lee, 2005; Zhou et al., 2004)).

2.4 Face and facial action tracking

Given a video sequence depicting a moving head/face, we would like to recover, for each frame, the 3D head pose and the facial actions encoded by the state vector \mathbf{b}_t (equation 5).

The purpose of the tracking is to estimate the state vector \mathbf{b}_t by using the current appearance model encoded by μ_t and σ_t . To this end, the current input image \mathbf{y}_t is registered with the current appearance model. The state vector \mathbf{b}_t is estimated by minimizing the *Mahalanobis* distance between the warped image patch and the current appearance mean - the current Gaussian center

$$\min_{\mathbf{b}} e(\mathbf{b}_t) = \min d[\mathbf{x}(\mathbf{b}_t), \mu_t] = \min \sum_{i=1}^d \left(\frac{x_i - \mu_i}{\sigma_i} \right)^2_{(t)} \quad (12)$$

The above criterion can be minimized using an iterative gradient descent method where the starting solution is set to the previous solution $\hat{\mathbf{b}}_{t-1}$. Handling outlier pixels (caused for instance by occlusions) is performed by replacing the quadratic function by the Huber's cost function (Huber, 1981). The gradient matrix is computed for each input frame. It is approximated by numerical differences. More details about this tracking method can be found in (Dornaika & Davoine, 2006).

3. Tracking then recognition

In this section, we show how the time series representation of the estimated facial actions, τ_a , can be utilized for inferring the facial expression in continuous videos. We propose two different approaches. The first one is a non-parametric approach and relies on Dynamic Time Warping. The second one is a parametric approach and is based on Linear Discriminant Analysis.

In order to learn the spatio-temporal structure of the facial actions associated with the universal expressions, we have used the following. Video sequences have been picked up from the CMU database (Kanade et al., 2000). These sequences depict five frontal view universal expressions (surprise, sadness, joy, disgust and anger). Each expression is performed by 7 different subjects, starting from the neutral one. Altogether we select 35 video sequences composed of around 15 to 20 frames each, that is, the average duration of each sequence is about half a second. The learning phase consists in estimating the facial

action parameters τ_a (a 6-vector) associated with each training sequence, that is, the temporal trajectories of the action parameters.

Figure 3 shows six videos belonging to the CMU database. The first five images depict the estimated deformable model associated with the high magnitude of the five basic expressions. Figure 4 shows the computed facial action parameters associated with three training sequences: surprise, joy and anger. The training video sequences have an interesting property: all performed expressions go from the neutral expression to a high magnitude expression by going through a moderate magnitude around the middle of the sequence.



Figure 3: Six video examples associated with the CMU database. The first five images depict the high magnitude of the five basic expressions.

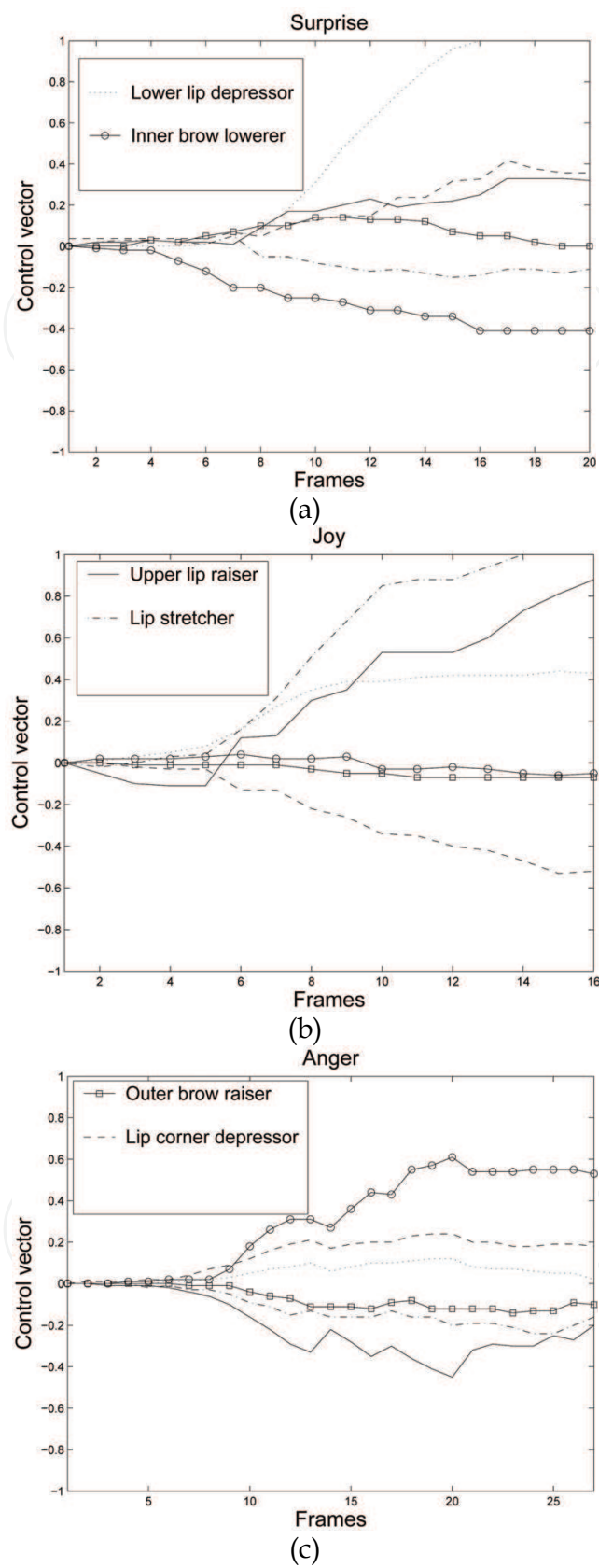


Figure 4: Three examples (sequences) of learned facial action parameters as a function of time. (a) Surprise expression. (b) Joy expression. (c) Anger expression.

3.1 Dynamic time warping

In the recognition phase, the head and facial actions are recovered from the video sequence using our developed appearance-based tracker (Dornaika & Davoine, 2006). The current facial expression is then recognized by computing a similarity measure between the tracked facial actions $\tau_{a(t)}$ associated with the test sequence and those associated with each universal expression. This recognition scheme can be carried out either online or off-line. One can notice that a direct comparison between the tracked trajectories and the stored ones is not feasible since there is no frame-to-frame correspondence between the tracked facial actions and the stored ones. To overcome this problem, we use dynamic programming which allows temporal deformation of time series as they are matched against each other.

We infer the facial expression associated with the current frame t by considering the estimated trajectory, i.e. the sequence of vectors $\tau_{a(t)}$, within a temporal window of size T centered at the current frame t . In our tests, T is set to 9 frames. This trajectory is matched against the 35 training trajectories using the Dynamic Time Warping (DTW) technique (Rabiner & Juang, 1993; Berndt & Clifford, 1994). For each training trajectory, the DTW technique returns a dissimilarity measure between the tested trajectory and the training trajectory (known universal expression). The classification rule stipulates that the smallest average dissimilarity decides the expression classification where the dissimilarity measures associated with a given universal expression are averaged over the 7 subjects.

The proposed scheme accounts for the variability in duration since the DTW technique allows non-linear time scaling. The segmentation of the video is obtained by repeating the whole recognition scheme for every frame in the test video.

In order to evaluate the performance, we have created test videos featuring the universal facial expressions. To this end, we have asked a volunteer student to perform each universal expression several times in a relatively long sequence. The subject was instructed to display the expression in a natural way, i.e. the displayed expressions were independent of any database. Each video sequence contains several cycles depicting a particular universal facial expression.

The performance of the developed recognition scheme is evaluated by utilizing five test videos. Table 1 shows the confusion matrix for the dynamical facial expression classifier using the DTW technique. We point out that the learned trajectories were inferred from the CMU database while the used test videos were created at our laboratory. The recognition rate of dynamical expressions was 100% for all universal expressions except for the disgust expression for which the recognition rate was 44%. The reason is that the disgust expression performed by our subject was very different from that performed by most of the CMU database subjects. Therefore, for the above experiment, the overall recognition rate is 90.4%.

	Surp.	Sad.	Joy	Disg.	Ang.
Surp.	14	0	0	0	0
Sad.	0	9	0	0	0
Joy	0	0	10	5	0
Disg.	0	0	0	4	0
Ang.	0	0	0	0	10

Table 1: Confusion matrix for the dynamical facial expression classifier using the DTW technique (the smallest average similarity). The learned trajectories were inferred from the CMU database while the used test videos were created at our laboratory. The recognition rate of dynamical expressions was 100% for all basic expressions except for the disgust expression for which the recognition rate was 44%.

3.2 Linear discriminant analysis

As can be seen from the previous section, the CPU time of the recognition scheme based on the DTW technique is proportional to the number of the subjects present in the database. Whenever this number is very large, the recognition scheme becomes computationally expensive. In this section, we propose a parametric recognition scheme by which the training trajectories can be represented in a more compact form. The computational cost of the recognition scheme does not depend on the number of examples.

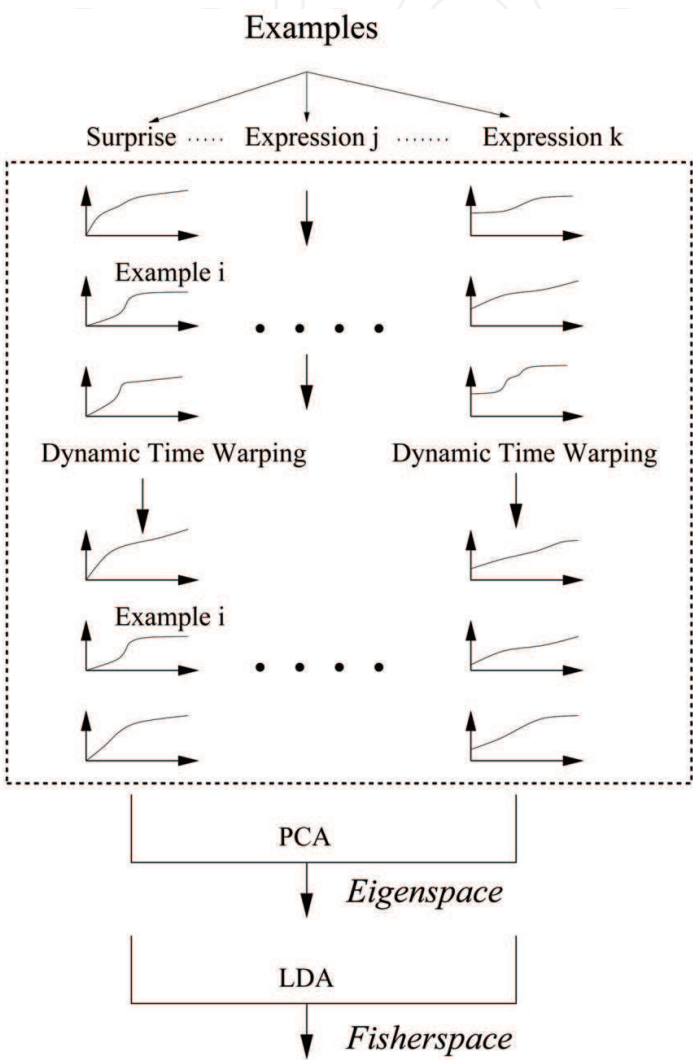


Figure 5: The parameterized modeling of facial expressions using Eigenspace and Fisherspace.

Learning. The learning phase is depicted in Figure 5. Again, we use the training videos associated with the CMU database. In order to obtain trajectories with the same number of frames (duration) the trajectories belonging to the same expression class are aligned using the DTW technique. Recall that this technique allows a frame-to-frame correspondence between two time series.

Let e_i^j be the aligned trajectory i belonging to the expression class j . The example e_i^j is represented by a column vector of dimension $1 \times 6T$ and is obtained by concatenating the facial action 6-vectors $\tau_{a(t)}$:

$$\mathbf{e}_i^j = [\tau_{\mathbf{a}(1)}; \tau_{\mathbf{a}(2)}; \dots; \tau_{\mathbf{a}(T)}]$$

Note that T represents the duration of the aligned trajectories which will be fixed for all examples. For example, a nominal duration of 18 frames for the aligned trajectories makes the dimension of all examples \mathbf{e}_i^j (all i and j) equal to 108.

Applying a Principal Component Analysis on the set of all training trajectories yields the mean trajectory $\bar{\mathbf{e}}$ as well as the principal modes of variation. Any training trajectory \mathbf{e} can be approximated by the principal modes using the q largest eigenvalues:

$$\begin{aligned}\mathbf{e} &\cong \bar{\mathbf{e}} + \mathbf{U}\mathbf{c} \\ &= \bar{\mathbf{e}} + \sum_{l=1}^q c_l \mathbf{U}_l\end{aligned}$$

In our work, the number of principal modes is chosen such that the variability of the retained modes corresponds to 99% of the total variability. The vector \mathbf{c} can be seen as a parametrization of any input trajectory, $\hat{\mathbf{e}}$, in the space spanned by the q basis vectors \mathbf{U}_l . The vector \mathbf{c} is given by:

$$\mathbf{c} = \mathbf{U}^T (\hat{\mathbf{e}} - \bar{\mathbf{e}}) \quad (13)$$

Thus, all training trajectories \mathbf{e}_i^j can now be represented by the vectors c_i^j (using (13)) on which a Linear Discriminant Analysis can be applied. This gives a new space (the Fisherspace) in which each training video sequence is represented by a vector of dimension $l-1$ where l is the number of expression classes. Figure 6 illustrates the learning results associated with the CMU data. In this space, each trajectory example is represented by a 5-vector. Here, we use six facial expression classes: Surprise, Sadness, Joy, Disgust, Anger, and Neutral. (a) displays the second component versus the first one, and (b) displays the fourth component versus the third one. In this space, the neutral trajectory (a sequence of zero vectors) is represented by a star.

Recognition. The recognition scheme follows the main steps of the learning stage. We infer the facial expression by considering the estimated facial actions provided by our face tracker (Dornaika & Davoine, 2006). We consider the one-dimensional vector \mathbf{e}' (the concatenation of the facial actions $\tau_{\mathbf{a}(t)}$) within a temporal window of size T centered at the current frame t . Note that the value of T should be the same as in the learning stage. This vector is projected onto the PCA space, then the obtained vector is projected onto Fisherspace in which the classification occurs. The expression class whose mean is the closest to the current trajectory is then assigned to this trajectory (current frame).

Performance evaluation. Table 2 shows the confusion matrix for the dynamical facial expression classifier using Eigenspace and Fisherspace. The learned trajectories were inferred from the CMU database while the used test videos were created at our laboratory. The recognition rate of dynamical expressions was 100% for all basic expressions except for the disgust expression for which the recognition rate was 55%. Therefore, for the above experiment, the overall recognition rate is 92.3%. One can notice the slight improvement in the recognition rate over the classical recognition scheme based on the DTW.

	Surp.	Sad.	Joy	Disg.	Ang.
Surp.	14	0	0	0	0
Sad.	0	9	0	0	0
Joy	0	0	10	4	0
Disg.	0	0	0	5	0
Ang.	0	0	0	0	10

Table 2: Confusion matrix for the dynamical facial expression classifier using Eigenspace and Fisherspace. The learned trajectories were inferred from the CMU database while the used test videos were created at our laboratory. The recognition rate of dynamical expressions was 100% for all basic expressions except for the disgust expression for which the recognition rate was 55%.

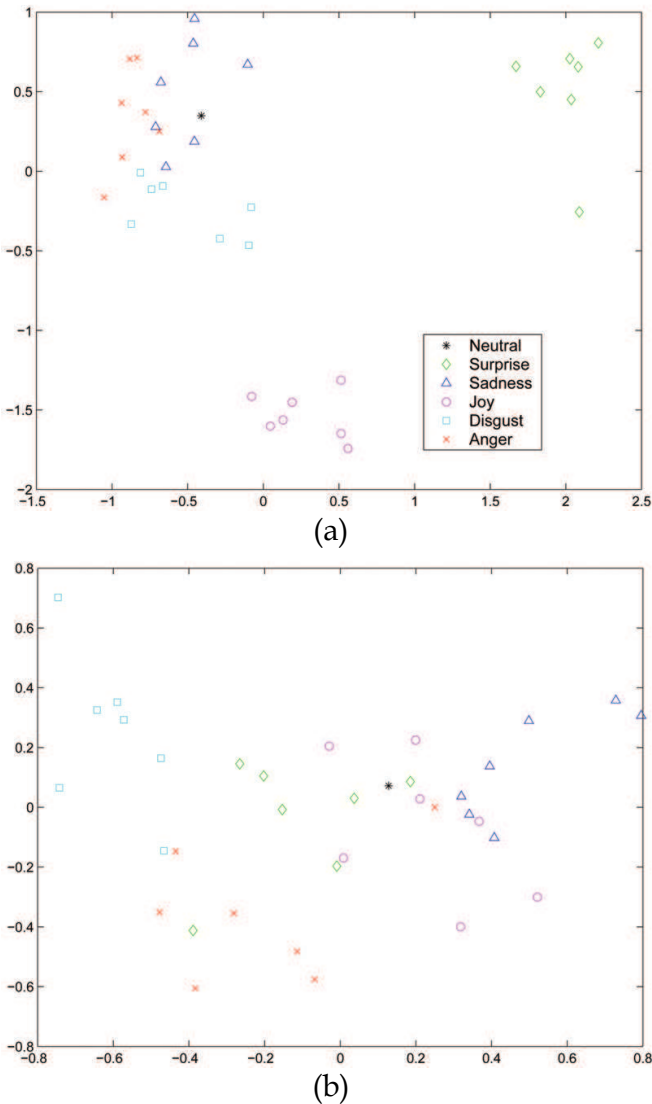


Figure 6: The 35 trajectory examples associated with five universal facial expressions depicted in Fisherspace. In this space, each trajectory example is represented by a 5-vector. Here, we use six facial expression classes: Surprise, Sadness, Joy, Disgust, Anger, and Neutral. (a) displays the second component versus the first one, and (b) displays the fourth component versus the third one. In this space, the neutral trajectory (a sequence of zero vectors) is represented by a star.

4. Tracking and recognition

In Section 3, the facial expression was inferred from the time series representation of the tracked facial actions. In this section, we propose to simultaneously estimate the facial actions and the expression from the video sequence.

Since the facial expression can be considered as a random discrete variable, we need to append to the continuous state vector \mathbf{b}_t a discrete state component γ_t in order to create a mixed state:

$$\begin{pmatrix} \mathbf{b}_t \\ \gamma_t \end{pmatrix} \quad (14)$$

where $\gamma_t \in \varepsilon = \{1, 2, \dots, N_\gamma\}$ is the discrete component of the state, drawn from a finite set of integer labels. Each integer label represents one of the six universal expressions: surprise, disgust, fear, joy, sadness and anger. In our study, we adopt these facial expressions together with the neutral expression, that is, N_γ is set to 7. There is another useful representation of the mixed state which is given by:

$$\begin{pmatrix} \mathbf{h}_t \\ \mathbf{a}_t \end{pmatrix} \quad (15)$$

where \mathbf{h}_t denotes the 3D head pose parameters, and \mathbf{a}_t the facial actions appended with the expression label γ_t , i.e. $\mathbf{a}_t = [\tau_{a(t)}^T, \gamma_t]^T$.

This separation is consistent with the fact that the facial expression is highly correlated with the facial actions, while the 3D head pose is independent of the facial actions and expressions. The remainder of this section is organized as follows. Section 4.1 provides some backgrounds. Section 4.2 describes the proposed approach for the simultaneous tracking and recognition. Section 4.3 describes experiments and provides evaluations of performance to show the feasibility and robustness of the proposed approach.

4.1 Backgrounds

4.1.1 Facial action dynamic models

Corresponding to each basic expression class, γ , there is a stochastic dynamic model describing the temporal evolution of the facial actions $\tau_{a(t)}$, given the expression. It is assumed to be a Markov model of order K . For each basic expression γ , we associate a Gaussian Auto-Regressive Process defined by:

$$\tau_{a(t)} = \sum_{k=1}^K \mathbf{A}_k^\gamma \tau_{a(t-k)} + \mathbf{d}^\gamma + \mathbf{B}^\gamma \mathbf{w}_t \quad (16)$$

in which \mathbf{w}_t is a vector of 6 independent random $N(0, 1)$ variables. The parameters of the dynamic model are: (i) deterministic parameters $A_1^\gamma, A_2^\gamma, \dots, A_K^\gamma$ and \mathbf{d}^γ , and stochastic parameters \mathbf{B}^γ which are multipliers for the stochastic process \mathbf{w}_t . It is worth noting that the above model can be used in predicting the process from the previous K values. The

predicted value at time t obeys a multivariate Gaussian centered at the deterministic value of (16), with $\mathbf{B}^y \mathbf{B}^{yT}$ being its covariance matrix. In our study, we are interested in second-order models, i.e. $K = 2$. The reason is twofold. First, these models are easy to estimate. Second, they are able to model complex dynamics. For example, these models have been used in (Blake & Isard, 2000) for learning the 2D motion of talking lips (profile contours), beating heart, and writing fingers.

4.1.2 Learning the second-order auto-regressive models

Given a training sequence $\tau_{a(1)}, \dots, \tau_{a(T)}$, with $T > 2$, belonging to the same expression class, it is well known that a Maximum Likelihood Estimator provides a closed-form solution for the model parameters (Blake & Isard, 2000). For a second-order model, these parameters reduce to two 6×6 matrices A_1^y, A_2^y , a 6-vector \mathbf{d}^y , and a 6×6 covariance matrix $\mathbf{C}^y = \mathbf{B}^y \mathbf{B}^{yT}$. Therefore, Eq. (16) reduces to:

$$\tau_{a(t)} = \mathbf{A}_2^y \tau_{a(t-2)} + \mathbf{A}_1^y \tau_{a(t-1)} + \mathbf{d}^y + \mathbf{B}^y \mathbf{w}_t \quad (17)$$

The parameters of each auto-regressive model can be computed from temporal facial action sequences. Ideally, the temporal sequence should contain several instances of the corresponding expression.

More details about auto-regressive models and their computation can be found in (Blake & Isard, 2000; Ljung, 1987; North et al., 2000). Each universal expression has its own second-order auto-regressive model given by Eq.(17). However, the dynamics of facial actions associated with the neutral expression can be simpler and are given by:

$$\tau_{a(t)} = \tau_{a(t-1)} + \mathbf{D} \mathbf{w}_t$$

where \mathbf{D} is a diagonal matrix whose elements represent the variances around the ideal neutral configuration $\tau_a = \mathbf{0}$. The right-hand side of the above equation is constrained to belong to a predefined interval, since a neutral configuration and expression is characterized by both the lack of motion and the closeness to the ideal static configuration. In our study, the auto-regressive models are learned using a supervised learning scheme. First, we asked volunteer students to perform each basic expression several times in approximately 30-second sequences. Each video sequence contains several cycles depicting a particular facial expression: Surprise, Sadness, Joy, Disgust, Anger, and Fear. Second, for each training video, the 3D head pose and the facial actions $\tau_{a(t)}$ are tracked using our deterministic appearance-based tracker (Dornaika & Davoine, 2006) (outlined in Section 2). Third, the parameters of each auto-regressive model are estimated using the Maximum Likelihood Estimator.

Figure 7 illustrates the value of the facial actions, $\tau_{a(t)}$, associated with six training video sequences. For clarity purposes, only two components are shown for a given plot. For a given training video, the neutral frames are skipped from the original training sequence used in the computation of the auto-regressive models.

4.1.3 The transition matrix

In our study, the facial actions as well as the expression are simultaneously retrieved using a stochastic framework, namely the particle filtering method. This framework requires a

transition matrix \mathbf{T} whose entries $T_{\gamma',\gamma}$ describe the probability of transition between two expression labels γ' and γ . The transition probabilities need to be learned from training video sequences. In the literature, the transition probabilities associated with states (not necessarily facial expressions) are inferred using supervised and unsupervised learning techniques. However, since we are dealing with high level states (the universal facial expressions), we have found that a realistic *a priori* setting works very well. We adopt a 7×7 symmetric matrix whose diagonal elements are close to one (e.g. $T_{\gamma,\gamma} = 0.8$, that is, 80% of the transitions occur within the same expression class). The rest of the percentage is distributed equally among the expressions. In this model, transitions from one expression to another expression without going through the neutral one are allowed. Furthermore, this model adopts the most general case where all universal expressions have the same probability. However, according to the context of the application, one can adopt other transition matrices in which some expressions are more likely to happen than others.

4.2 Approach

Since at any given time, the 3D head pose parameters can be considered as independent of the facial actions and expression, our basic idea is to split the estimation of the unknown parameters into two main stages. For each input video frame \mathbf{y}_t , these two stages are invoked in sequence in order to recover the mixed state $[\mathbf{h}_t^T, \mathbf{a}_t^T]^T$. Our proposed approach is illustrated in Figure 8. In the first stage, the six degrees of freedom associated with the 3D head pose (encoded by the vector \mathbf{h}_t) are obtained using a deterministic registration technique similar to that proposed in (Dornaika & Davoine, 2006). In the second stage, the facial actions and the facial expression (encoded by the vector $\mathbf{a}_t = [\tau_{a(t)}^T, \gamma_t]^T$) are simultaneously estimated using a stochastic framework based on a particle filter. Such models have been used to track objects when different types of dynamics can occur (Isard & Blake, 1998). Other examples of auxiliary discrete variables beside the main hidden state of interest are given in (Perez & Vermaak, 2005). Since $\tau_{a(t)}$ and γ_t are highly correlated their simultaneous estimation will give results that are more robust and accurate than results obtained with methods estimating them in sequence. In the following, we present the parameter estimation process associated with the current frame \mathbf{y}_t . Recall that the head pose is computed using a deterministic approach, while the facial actions and expressions are estimated using a probabilistic framework.

4.2.1 3D head pose

The purpose of this stage is to estimate the six degrees of freedom associated with the 3D head pose at frame t , that is, the vector \mathbf{h}_t . Our basic idea is to recover the current 3D head pose parameters from the previous 12-vector $\hat{\mathbf{b}}_{t-1} = [\hat{\theta}_{x(t-1)}, \hat{\theta}_{y(t-1)}, \hat{\theta}_{z(t-1)}, \hat{t}_{x(t-1)}, \hat{t}_{y(t-1)}, \hat{t}_{z(t-1)}, \hat{\tau}_{a(t-1)}^T]^T = [\hat{\mathbf{h}}_{t-1}^T, \hat{\tau}_{a(t-1)}^T]^T$ using the same region-based registration technique outlined in Section 2.4. However, this time the unknown parameters are only given by the 3D head pose parameters:

$$\min_{\mathbf{h}} e(\mathbf{h}_t) = \min_{\mathbf{h}} d[\mathbf{x}(\mathbf{b}_t), \boldsymbol{\mu}_t] = \min_{\mathbf{h}} \sum_{i=1}^d \left(\frac{x_i - \mu_i}{\sigma_i} \right)^2_{(t)} \quad (18)$$

4.2.2 Simultaneous facial actions and expression

In this stage, our goal is to simultaneously infer the facial actions as well as the expression label associated with the current frame t given (i) the observation model (Eq.(8)), (ii) the dynamics associated with each expression (Eq.(17)), and (iii) the 3D head pose for the current frame computed by the deterministic approach (see Section 4.2.1). This will be performed using a particle filter paradigm. Thus, the statistical inference of such paradigm will provide a posterior distribution for the facial actions $\tau_{a(t)}$ as well as a Probability Mass function for the facial expression γ_t .

Since the 3D head pose \mathbf{h}_t is already computed, we are left with the mixed state $\mathbf{a}_t = [\tau_{a(t)}^T, \gamma_t]^T$.

The dimension of the vector \mathbf{a}_t is 7. Here we will employ a particle filter algorithm allowing the recursive estimation of the posterior distribution $p(\mathbf{a}_t | \mathbf{x}_{1:t})$ using a particle set. This is approximated by a set of J particles $\{(\mathbf{a}_t^{(0)}, \mathbf{w}_t^{(0)}), \dots, (\mathbf{a}_t^{(J)}, \mathbf{w}_t^{(J)})\}$. Once this distribution is known the facial actions as well as the expression can be inferred using some loss function such as the MAP or the mean. Figure 9 illustrates the proposed two-stage approach. It shows how the current posterior $p(\mathbf{a}_t | \mathbf{x}_{1:t})$ can be inferred from the previous posterior $p(\mathbf{a}_{t-1} | \mathbf{x}_{1:t-1})$ using a particle filter algorithm.

On a 3.2 GHz PC, a C code of the approach computes the 3D head pose parameters in 25 ms and the facial actions/expression in 31 ms where the patch resolution is 1310 pixels and the number of particles is 100.

4.3 Experimental results

In this section, we first report results on simultaneous facial action tracking and expression recognition. Then we present performance studies, considering different perturbing factors such as robustness to rapid facial movements or to imprecise 3D head pose estimation.

4.3.1 Simultaneous tracking and recognition

Figure 10 shows the application of the proposed approach to a 748-frame test video sequence. The upper part of this figure shows 9 frames of this sequence: 50, 130, 221, 300, 371, 450, 500, 620, and 740. The two plots illustrate the probability of each expression as a function of time (frames). The lower part of this figure shows the tracking results associated with frames 130, 371, and 450. The upper left corner of these frames depicts the appearance mean and the current shape-free facial patch. Figure 11.a illustrates the weighted average of the tracked facial actions, $\hat{\tau}_{a(t)}$. For the sake of clarity, only three out of six components are shown. For this sequence, the maximum probability was correctly indicating the displayed expression. We noticed that some displayed expressions can, during a short initial phase (very few frames), be considered as a mixture of two expressions (the displayed one and another one). This is due to the fact that face postures and dynamics at some transition phases can be shared by more than one expression. This is not a problem since the frame-wise expression probabilities can be merged and averaged over a temporal patch including contiguous non-neutral frames. Figure 11.b illustrates this scheme and shows the resulting segmentation of the used test video. One remarks that this holds true for a human observer, who may fail to recognize a gesture from only one single frame.

In the above experiment, the total number of particles is set to 200. Figure 12 illustrates the same facial actions when the number of particles is set to 100. We have found that there is no significant difference in the estimated facial actions and expressions when the tracking is performed with 100 particles (see Figures 11.a and 12), which is due to the use of learned multi-class dynamics.

Figure 13 shows the tracking results associated with another 600-frame test video sequence depicting significant out-of-plane head movements. The recognition results were correct. Recall that the facial actions are related to the deformable 3D model and thus the recognition based on them is independent from the viewing angle.

A challenging example. We have dealt with a challenging test video. For this 1600-frame test video, we asked our subject to adopt arbitrarily different facial gestures and expressions for an arbitrary duration and in an arbitrary order. Figure 14 (Top) illustrates the probability mass distribution as a function of time. As can be seen, surprise, joy, anger, disgust, and fear are clearly and correctly detected. Also, we find that the facial actions associated with the subject's conversation are correctly tracked using the dynamics of the universal expressions. The tracked facial actions associated with the subject's conversation are depicted in nine frames (see the lower part of Figure 14). The whole video can be found at <http://www.hds.utc.fr/~fdavoine/MovieTrackingRecognition.wmv>.

4.3.2 Performance study

One-class dynamics versus multi-class dynamics In order to show the advantage of using multi-class dynamics and mixed states, we conducted the following experiment. We used a particle filter for tracking facial actions. However, this time the state consists only of facial actions and the dynamics are replaced with a simple noise model, i.e. motion is modelled by a random noise. Figures 15.a and 15.b show the tracking results associated with the same input frame. (a) displays the tracking results obtained with a particle filter adopting a single-class dynamics. (b) displays the tracking results with our proposed approach adopting the six auto-regressive models. As can be seen, by using mixed states with learned multi-class dynamics, the facial action tracking becomes considerably more accurate (see the adaptation of the mouth region-the lower lip).

Effect of rapid and/or discontinuous facial movements It is well known that facial expressions introduce rapid facial feature movements, and hence many developed trackers may fail to keep track of them. In order to assess the behavior of our developed tracker whenever very rapid facial movements occur, we conducted the following experiment to simulate an ultra rapid mouth motion¹. We cut about 40 frames from a test video. These frames (video segment) overlap with a surprise transition. The altered video is then tracked using two different methods: (i) a deterministic approach based on a registration technique estimating both the head and facial action parameters (Dornaika & Davoine, 2006), and (ii) our stochastic approach. Figures 16.a and 16.b show the tracking results associated with the same input frame immediately after the cut. Note the difference in accuracy between the deterministic approach (a) and the stochastic one (b) (see the eyebrow and mouth region). Thus, despite the motion discontinuity of the mouth and the eyebrows, the particles are still

¹ This experiment also simulates a discontinuity in video streaming.

able to provide the correct state (both the discrete and the continuous components) almost instantaneously (see the correct alignment between the 3D model and the region of the lips and mouth in Figure 16.b).

Low resolution video sequences In order to assess the behavior of our developed approach when the resolution and/or the quality of the videos is low, we downloaded several low-quality videos used in (Huang et al., 2002). In each 42-frame video, one universal expression is displayed. Figure 17 shows our recognition results (the discrete probability distribution) associated with three such videos. The left images display the 25th frame of each video. Note that the neutral curve is not shown for reasons of clarity. As can be seen, the recognition obtained with our stochastic approach was very good despite the low quality of the videos used. The resolution of these videos is 320×240 pixels.

Impact of noisy estimated 3D head pose The estimated appearance-based 3D head pose may suffer from some inaccuracies associated with the out-of-plane movements, which is the case for all monocular systems. It would seem reasonable to fear that these inaccuracies might lead to a failure in facial action tracking. In order to assess the effect of 3D head pose inaccuracies on the facial action tracking, we conducted the following experiment. We acquired a 750-frame sequence and performed our approach twice. The first was a straightforward run. In the second run, the estimated out-of-plane parameters of the 3D head pose were perturbed by a uniform noise, then the perturbed 3D pose was used by the facial action tracking and facial expression recognition. Figure 18 shows the value of the tracked actions in both cases: the noise-free 3D head pose (solid curve) and the noisy 3D head pose (dotted curves). In this experiment, the two out-of-plane angles were perturbed with additive uniform noise belonging to $[-7\text{degrees}, +7\text{degrees}]$ and the scale was perturbed by an additive noise belonging to $[-2\%, +2\%]$. As can be seen, the facial actions are almost not affected by the introduced noise. This can be explained by the fact that the 2D projection of out-of-plane errors produce very small errors in the image plane such that the 2D alignment between the model and the regions of lips and eyebrows is still good enough to capture their independent movements correctly.

Robustness to lighting conditions The appearance model used was given by one single multivariate Gaussian with parameters slowly updated over time. The robustness of this model is improved through the use of robust statistics that prevent outliers from deteriorating the global appearance model. This relatively simple model was adopted to allow real-time performance. We found that the tracking based on this model was successful even in the presence of temporary occlusions caused by a rotated face and occluding hands. Figure 19 illustrates the tracking results associated with a video sequence provided by the Polytechnic University of Madrid², depicting head movements and facial expressions under significant illumination changes (Buenaposada et al., 2006). As can be seen, even though with our simple appearance model the possible brief perturbations caused temporary tracking inaccuracies, there is no track lost. Moreover, whenever the perturbation disappears the tracker begins once more to provide accurate parameters.

² <http://www.dia.fi.upm.es/~pcr/downloads.html>

5. Conclusion

This chapter provided a set of recent deterministic and stochastic (robust) techniques that perform efficient facial expression recognition from video sequences. More precisely, we described two texture- and view-independent frameworks for facial expression recognition given natural head motion. Both frameworks use temporal classification and do not require any learned facial image patch since the facial texture model is learned online. The latter property makes them more flexible than many existing recognition approaches. The proposed frameworks can easily include other facial gestures in addition to the universal expressions.

The first framework (Tracking then Recognition) exploits the temporal representation of tracked facial actions in order to infer the current facial expression in a deterministic way. Within this framework, we proposed two different recognition methods: i) a method based on Dynamic Time Warping, and ii) a method based on Linear Discriminant Analysis. The second framework (Tracking and Recognition) proposes a novel paradigm in which facial action tracking and expression recognition are simultaneously performed. This framework consists of two stages. In the first stage, the 3D head pose is recovered using a deterministic registration technique based on Online Appearance Models. In the second stage, the facial actions as well as the facial expression are simultaneously estimated using a stochastic framework based on multi-class dynamics.

We have shown that possible inaccuracies affecting the out-of-plane parameters associated with the 3D head pose have no impact on the stochastic tracking and recognition. The developed scheme lends itself nicely to real-time systems. We expect the approach to perform well in the presence of perturbing factors, such as video discontinuities and moderate illumination changes. The developed face tracker was successfully tested with moderate rapid head movements. Should ultra-rapid head movements break tracking, it is possible to use a re-initialization process or a stochastic tracker that propagates a probability distribution over time, such as the particle-filter-based tracking method presented in our previous work (Dornaika & Davoine, 2006). The out-of-plane face motion range is limited within the interval $[-45 \text{ deg}, 45 \text{ deg}]$ for the pitch and the yaw angles. Within this range, the obtained distortions associated with the facial patch are still acceptable to estimate the correct pose of the head. Note that the proposed algorithm does not require that the first frame should be a neutral face since all universal expressions have the same probability.

The current work uses an appearance model given by one single multivariate Gaussian whose parameters are slowly updated over time. The robustness of this model is improved through the use of robust statistics that prevent outliers from deteriorating the global appearance model. This relatively simple model was adopted to allow real-time performance. We found that the tracking based on this model was successful even in the presence of occlusions caused by a rotated face and occluding hands. The current appearance model can be made more sophisticated through the use of Gaussian mixtures (Zhou et al., 2004; Lee, 2005) and/or illumination templates to take into account sudden and significant local appearance changes due for instance to the presence of shadows.

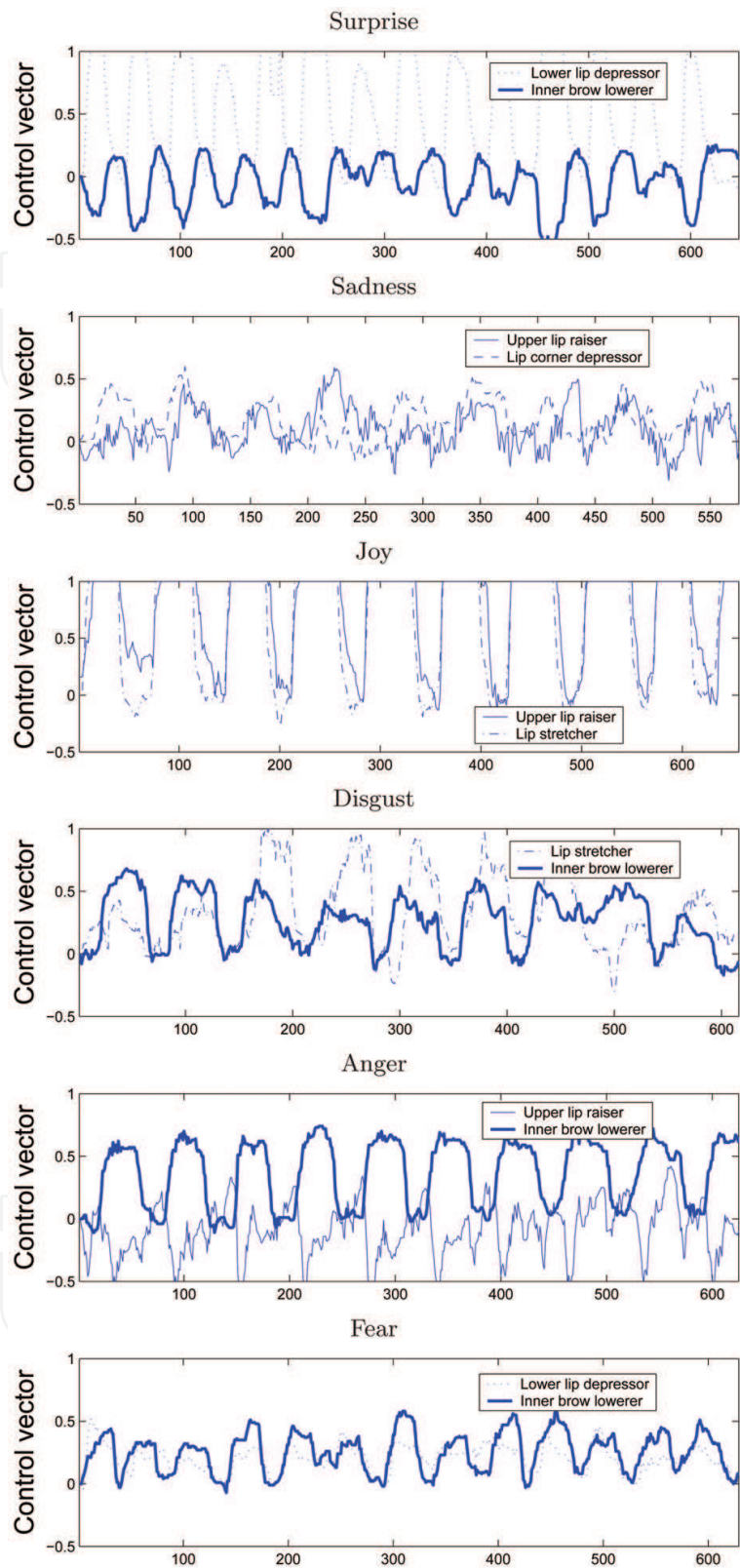


Figure 7: The automatically tracked facial actions, $\tau_{a(t)}$, using the training videos. Each video sequence corresponds to one expression. For a given plot, only two components are displayed.

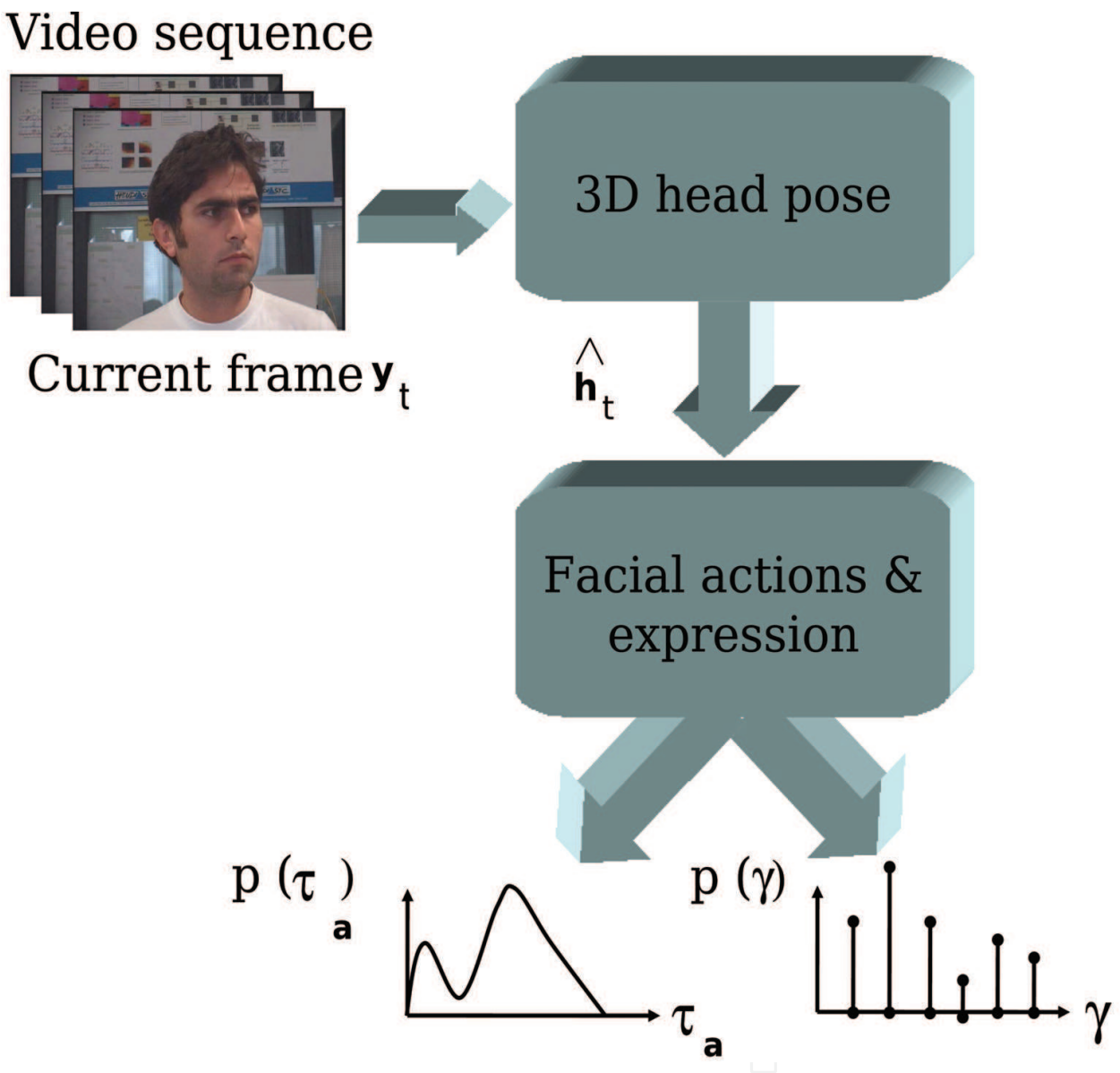


Figure 8: The proposed two-stage approach. In the first stage (Section 4.2.1), the 3D head pose is computed using a deterministic registration technique. In the second stage (Section 4.2.2), the facial actions and expression are simultaneously estimated using a stochastic technique involving multi-class dynamics.

1. **Initialization** $t = 0$:

- Initialize the 3D head pose $\hat{\mathbf{h}}_0$
- Generate J state samples $\mathbf{a}_0^{(1)}, \dots, \mathbf{a}_0^{(J)}$ according to some prior density $p(\mathbf{a}_0)$ and assign them identical weights, $w_0^{(1)} = \dots = w_0^{(J)} = 1/J$

2. **Tracking** At time step $t \leftarrow t + 1$, get the input frame \mathbf{y}_t . Compute the corresponding 3D head pose, $\hat{\mathbf{h}}_t$, using the deterministic method outlined in Section 4.2.1. We have J weighted particles $(\mathbf{a}_{t-1}^{(j)}, w_{t-1}^{(j)})$ that approximate the posterior distribution of the state $p(\mathbf{a}_{t-1}|\mathbf{x}_{1:(t-1)})$ at the previous time step

- Resample the particles proportionally to their weights, *i.e.* particles with high weights are duplicated and particles with small weights are removed. Resampled particles have the same weights
- Draw J particles $\mathbf{a}_t^{(j)}$ according to the dynamic model $p(\mathbf{a}_t|\mathbf{a}_{t-1} = \mathbf{a}_{t-1}^{(j)})$. The obtained new particles approximate the predicted distribution $p(\mathbf{a}_t|\mathbf{x}_{1:(t-1)})$. For multi-class dynamics and mixed states this is done in two steps

Discrete: Draw an expression label $\gamma_t^{(j)} = \gamma \in \mathcal{E} = \{1, 2, \dots, N_\gamma\}$ with probability $T_{\gamma', \gamma}$, where $\gamma' = \gamma_{t-1}^{(j)}$

Continuous: Compute $\boldsymbol{\tau}_{\mathbf{a}(t)}^{(j)}$ as

$$\boldsymbol{\tau}_{\mathbf{a}(t)}^{(j)} = \mathbf{A}_2^\gamma \boldsymbol{\tau}_{\mathbf{a}(t-2)}^{(j)} + \mathbf{A}_1^\gamma \boldsymbol{\tau}_{\mathbf{a}(t-1)}^{(j)} + \mathbf{d}^\gamma + \mathbf{B}^\gamma \mathbf{w}_t^{(j)}$$

where $\gamma = \gamma_t^{(j)}$ and $\mathbf{w}_t^{(j)}$ is a 6-vector of standard normal random variables

- Compute the shape-free patch $\mathbf{x}(\mathbf{b}_t^{(j)})$ according to (6) where $\mathbf{b}_t^{(j)} = [\hat{\mathbf{h}}_t^T, \boldsymbol{\tau}_{\mathbf{a}(t)}^{(j)T}]^T$
- Weight each new particle proportionally to its likelihood

$$w_t^{(j)} = \frac{p(\mathbf{x}_t|\mathbf{b}_t^{(j)})}{\sum_{m=1}^J p(\mathbf{x}_t|\mathbf{b}_t^{(m)})}$$

The set of weighted particles approximates the posterior $p(\mathbf{a}_t|\mathbf{x}_{1:t})$

- Set the probability of each basic expression $\gamma^* \in \mathcal{E} = \{1, 2, \dots, N_\gamma\}$ to

$$P(\gamma^*) = \sum_{m=1}^J \begin{cases} w_t^{(m)} & \text{if } \gamma_t^{(m)} = \gamma^* \\ 0 & \text{otherwise} \end{cases}$$

- Set the facial actions to $\hat{\boldsymbol{\tau}}_{\mathbf{a}(t)} = \sum_{m=1}^J w_t^{(m)} \boldsymbol{\tau}_{\mathbf{a}(t)}^{(m)}$
- Set the geometrical parameters as $\hat{\mathbf{b}}_t = [\hat{\mathbf{h}}_t^T, \hat{\boldsymbol{\tau}}_{\mathbf{a}(t)}^T]^T$
- Based on $\hat{\mathbf{b}}_t$, update the appearance (using Eqs. (7), (10), and (11)) as well as the 3D pose gradient matrix. Go to 2.

Figure 9: Inferring the 3D head pose, the facial actions and expression. A particle-filter-based algorithm is used for the simultaneous recovery of the facial actions and expression.

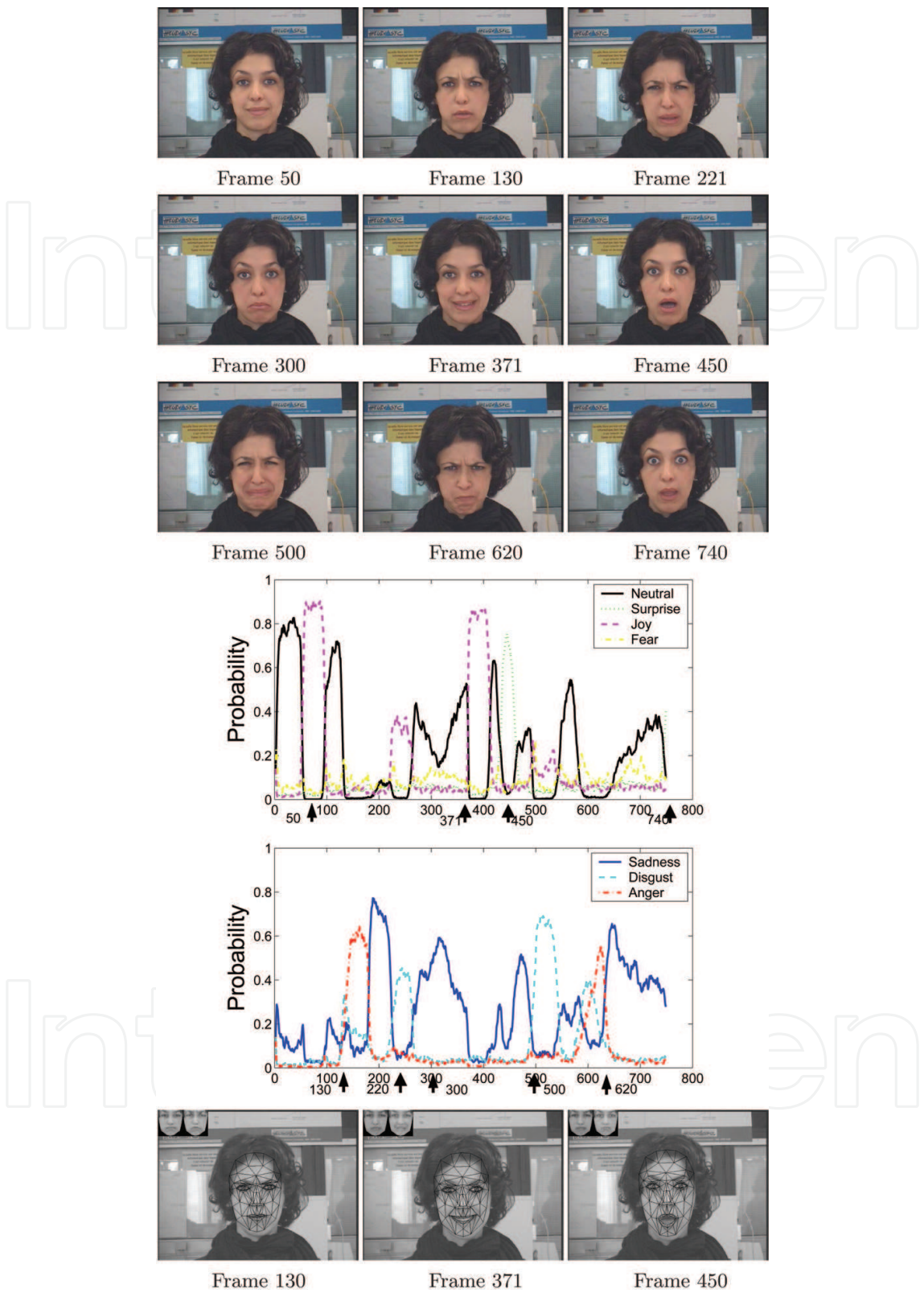


Figure 10: Simultaneous tracking and recognition associated with a 748-frame video sequence. The top illustrates some frames of the test video. The middle plots show the probability of each expression as a function of time (frames). The bottom images show the tracked facial actions where the corner shows the appearance mean and the current shape-free patch.

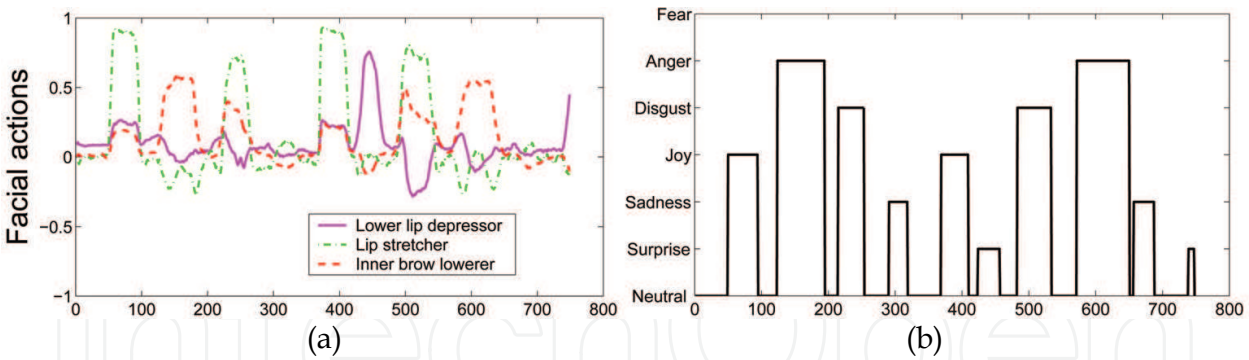


Figure 11: (a) The tracked facial actions, $\hat{\tau}_{a(t)}$, computed by the recursive particle filter. (b) Segmenting the input video using the non-neutral frames.

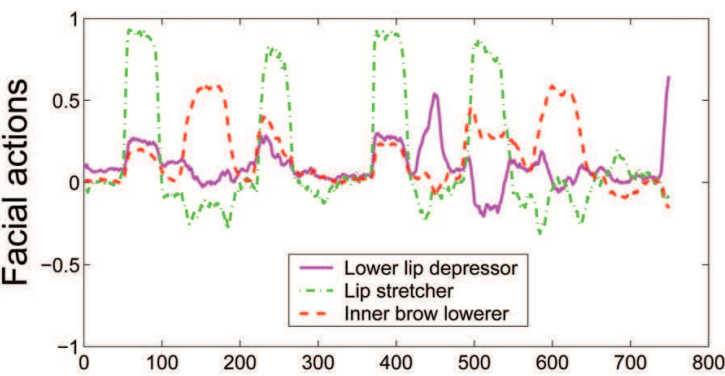


Figure 12: The tracked facial actions, $\hat{\tau}_{a(t)}$ (weighted average), computed by the recursive particle filter with only 100 particles.




Figure 13: Simultaneous tracking and recognition associated with a 600-frame video sequence depicting non- frontal head poses.

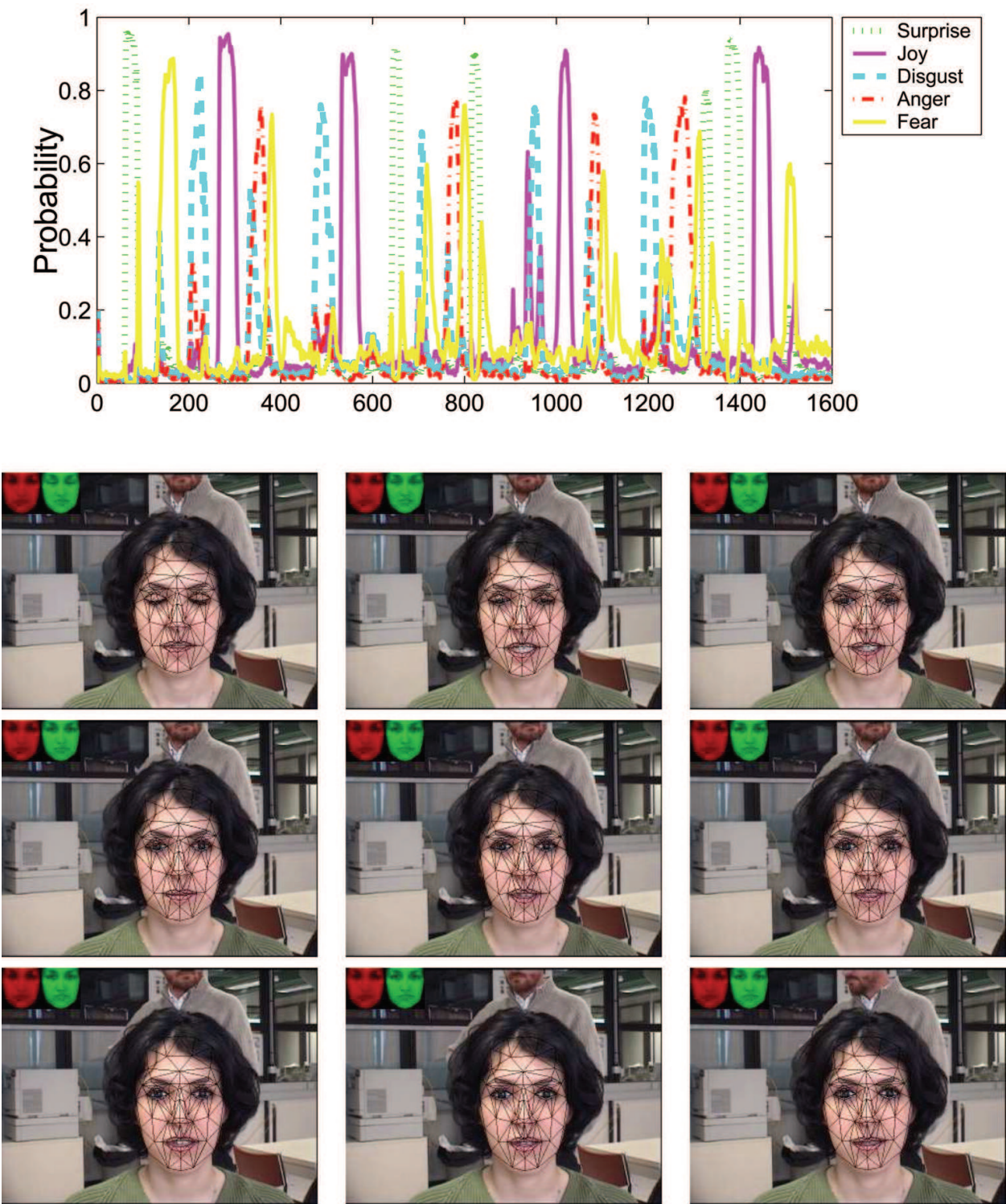


Figure 14: **Top:** The probability of each expression as a function of time associated with a 1600-frame video sequence. **Bottom:** The tracked facial actions associated with the subject's speech which starts at frame 900 and ends at frame 930. Only frames 900, 903, 905, 907, 909, 911, 913, 917, and 925 are shown.



Figure 15: **Method comparison:** One class dynamics **(a)** versus multi-class dynamics **(b)** (see Section 4.3.2).



Figure 16: **Method comparison:** Deterministic approach **(a)** versus our stochastic approach **(b)** immediately after a simulated mouth motion discontinuity (see Section 4.3.2).

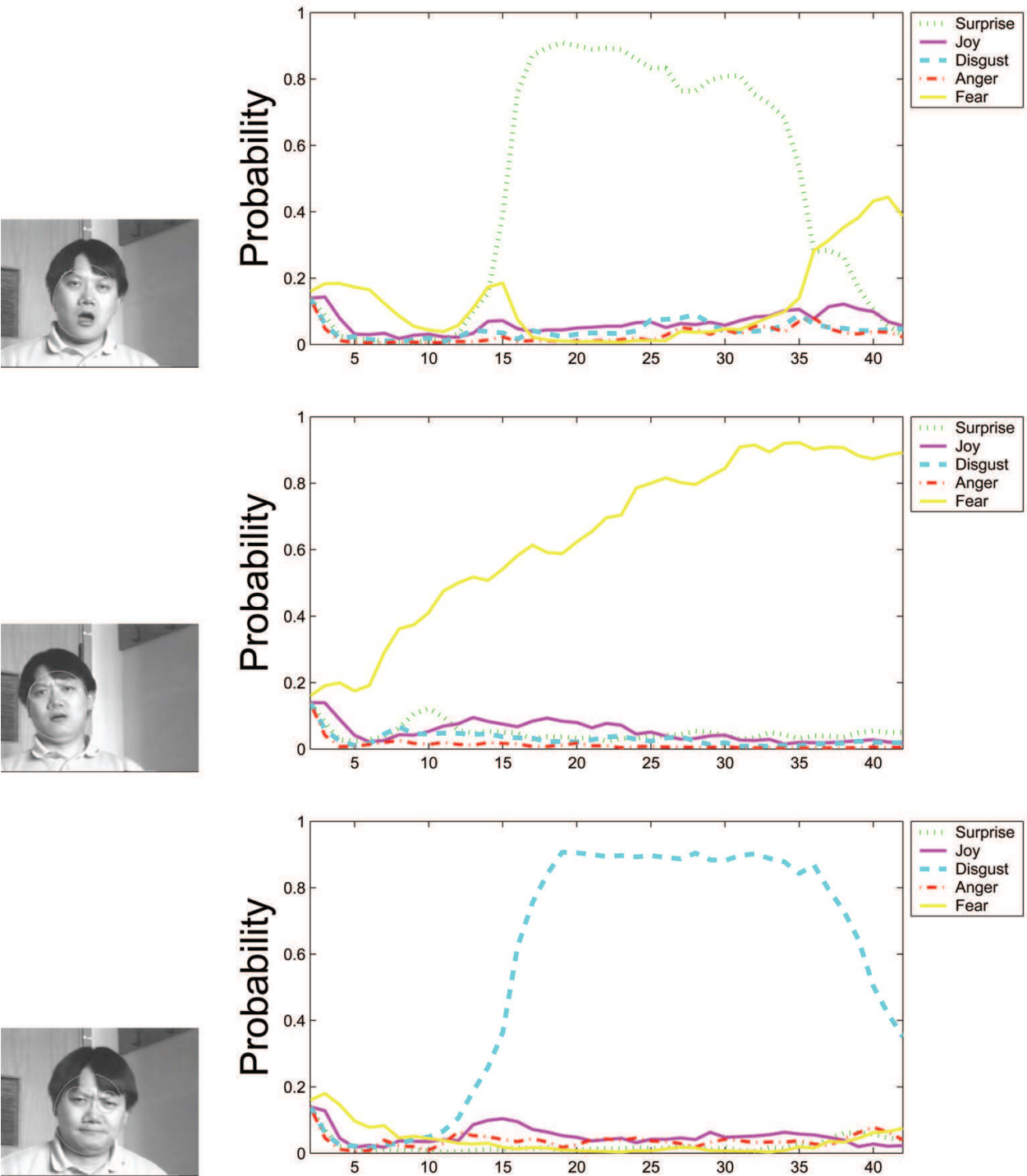


Figure 17: The probability of each expression as a function of time associated with three low resolution videos. The right images displays the 25th frame of each video.

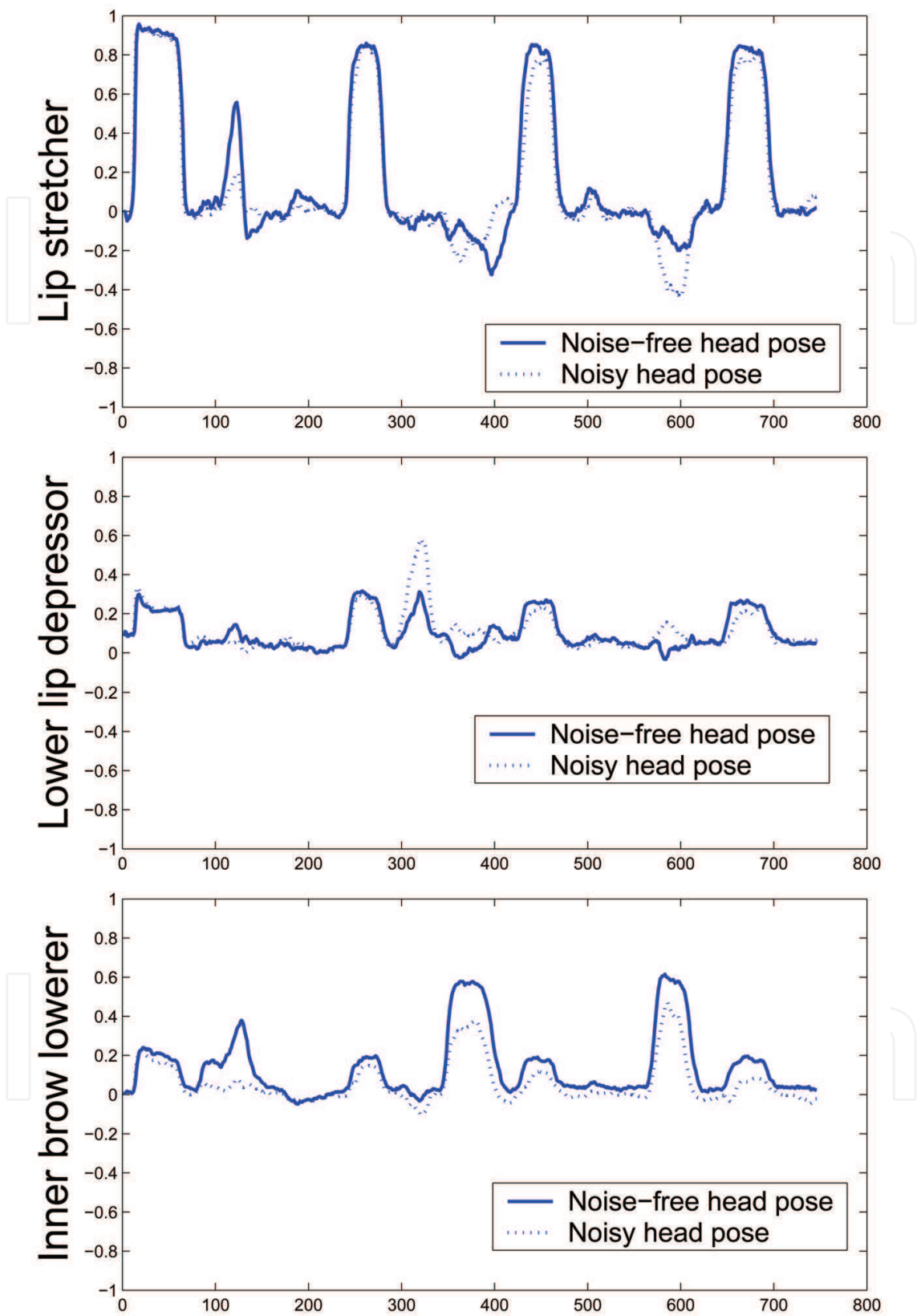


Figure 18: Impact of noisy 3D head pose on the stochastic estimation of the facial actions. In each graph, the solid curve depicts the facial actions computed by the developed framework. The dashed curve depicts the same facial actions using a perturbed 3D pose.




Figure 19: Tracking the head and the facial actions under significant illumination changes and head and facial feature movements.

6. References

- J. Ahlberg. An active model for facial feature tracking. *EURASIP Journal on Applied Signal Processing*, 2002(6):566-571, June 2002.
- M. Bartlett, G. Littlewort, C. Lainscsek, I. Fasel, and J. Movellan. Machine learning methods for fully automatic recognition of facial expressions and facial actions. In *IEEE Int. Conference on Systems, Man and Cybernetics*, 2004.
- B. Basile and A. Black. Separability of pose and expression in facial tracking and animation. In *Proc. IEEE International Conference on Computer Vision*, 1998.
- D. Berndt and J. Clifford. Using dynamic time warping to find patterns in time series. In *AAAI-94 Workshop on Knowledge Discovery in Databases*, 1994.
- A. Blake and M. Isard. *Active Contours*. Springer-Verlag, 2000.
- V. Blanz and T. Vetter. Face recognition based on fitting a 3D morphable model. *IEEE Transactions on Pattern Analysis and Machine Intelligence*, pages 1-12, September 2003.
- J.M. Buenaposada, E. Munoz, and L. Baumela. Efficiently estimating facial expression and illumination in appearance-based tracking. In *British Machine Vision Conference*, 2006.

- N.P. Chandrasiri, T. Naemura, and H. Harashima. Interactive analysis and synthesis of facial expressions based on personal facial expression space. In *IEEE International Conference on Automatic Face and Gesture Recognition*, 2004.
- I. Cohen, N. Sebe, A. Garg, L. Chen, and T.S. Huang. Facial expression recognition from video sequences: Temporal and static modeling. *Computer Vision and Image Understanding*, 91(1-2):160-187, 2003.
- F. Dornaika and F. Davoine. View- and texture-independent facial expression recognition in videos using dynamic programming. In *IEEE International Conference on Image Processing*, 2005.
- F. Dornaika and F. Davoine. On appearance based face and facial action tracking. *IEEE Transactions on Circuits and Systems for Video Technology*, 16(9), September 2006.
- P. Ekman and W.V. Friesen. *Facial Action Coding System*. Consulting Psychology Press, Palo Alto, CA, USA, 1977.
- B. Fasel and J. Luetttin. Automatic facial expression analysis: A survey. *Pattern Recognition*, 36(1):259-275, 2003.
- S.B. Gokturk, J.Y. Bouguet, C. Tomasi, and B. Girod. Model-based face tracking for view-independent facial expression recognition. In *IEEE International Conference on Automatic Face and Gesture Recognition*, 2002.
- Y. Huang, T. S. Huang, and H. Niemann. A region-based method for model-free object tracking. In *16th International Conference on Pattern Recognition*, 2002.
- P.J. Huber. *Robust Statistics*. Wiley, 1981.
- M. Isard and A. Blake. A mixed-state condensation tracker with automatic model switching. In *Proc. IEEE International Conference on Computer Vision*, 1998.
- A.D. Jepson, D.J. Fleet, and T.F. El-Maraghi. Robust online appearance models for visual tracking. *IEEE Transactions on Pattern Analysis and Machine Intelligence*, 25(10):1296-1311, 2003.
- T. Kanade, J. Cohn, and Y.L. Tian. Comprehensive database for facial expression analysis. In *International Conference on Automatic Face and Gesture Recognition*, pages 46-53, Grenoble, France, March 2000.
- D. Lee. Effective Gaussian mixture learning for video background subtraction. *IEEE Transactions on Pattern Analysis and Machine Intelligence*, 27(5):827-832, 2005.
- W.-K. Liao and I. Cohen. Classifying facial gestures in presence of head motion. In *IEEE Workshop on Vision for Human-Computer Interaction*, 2005.
- L. Ljung. *System Identification: Theory for the User*. Prentice Hall, 1987.
- L. Lu, Z. Zhang, H.Y. Shum, Z. Liu, and H. Chen. Model- and exemplar-based robust head pose tracking under occlusion and varying expression. In *Proc. IEEE Workshop on Models versus Exemplars in Computer Vision, (CVPR'01)*, 2001.
- X. Lu, A. K. Jain, and D. Colbry. Matching 2.5D face scans to 3D models. *IEEE Transactions on Pattern Analysis and Machine Intelligence*, 28(1):31-43, 2006.
- M.J. Lyons, J. Budynek, and S. Akamatsu. Automatic classification of single facial images. *IEEE Transactions on Pattern Analysis and Machine Intelligence*, 21(12):1357-1362, 1999.
- F. Moreno, A. Tarrida, J. Andrade-Cetto, and A. Sanfeliu. 3D real-time tracking fusing color histograms and stereovision. In *IEEE International Conference on Pattern Recognition*, 2002.

- B. North, A. Blake, M. Isard, and J. Rittscher. Learning and classification of complex dynamics. *IEEE Transactions on Pattern Analysis and Machine Intelligence*, 22(9):1016-1034, 2000.
- M. Pantic and L.J.M. Rothkrantz. Automatic analysis of facial expressions: The state of the art. *IEEE Transactions on Pattern Analysis and Machine Intelligence*, 22(12):1424-1445, 2000.
- P. Perez and J. Vermaak. Bayesian tracking with auxiliary discrete processes. application to detection and tracking of objects with occlusions. In *IEEE ICCV Workshop on Dynamical Vision*, Beijing, China, 2005.
- L. Rabiner and B. Juang. *Fundamentals of Speech Recognition*. Englewood Cliffs, N.J, Prentice Hall, 1993.
- Y. Tian, T. Kanade, and J.F. Cohn. Recognizing action units for facial expression analysis. *IEEE Transactions on Pattern Analysis and Machine Intelligence*, 23:97-115, 2001.
- Y. Wang, H. Ai, B. Wu, and C. Huang. Real time facial expression recognition with Adaboost. In *IEEE Int. Conference on Pattern Recognition*, 2004.
- Z. Wen and T.S. Huang. Capturing subtle facial motions in 3D face tracking. In *IEEE International Conference on Computer Vision*, 2003.
- T. Xiang, M.K.H. Leung, and S.Y. Cho. Expression recognition using fuzzy spatio temporal modeling. *Pattern Recognition*, 41(1):204-216, January 2008.
- Y. Yacoob and L.S. Davis. Recognizing human facial expressions from long image sequences using optical flow. *IEEE Transactions on Pattern Analysis and Machine Intelligence*, 18(6):636-642, 1996.
- A. Yilmaz, K.H. Shafique, and M. Shah. Estimation of rigid and non-rigid facial motion using anatomical face model. In *IEEE International Conference on Pattern Recognition*, 2002.
- Y. Zhang and Q. Ji. Active and dynamic information fusion for facial expression understanding from image sequences. *IEEE Transactions on Pattern Analysis and Machine Intelligence*, 27(5):699-714, 2005.
- S. Zhou, R. Chellappa, and B. Moghaddam. Visual tracking and recognition using appearance-adaptive models in particle filters. *IEEE Transactions on Image Processing*, 13(11):1473-1490, 2004.
- S. Zhou, V. Krueger, and R. Chellappa. Probabilistic recognition of human faces from video. *Computer Vision and Image Understanding*, 91(1-2):214-245, 2003.



Affective Computing

Edited by Jimmy Or

ISBN 978-3-902613-23-3

Hard cover, 284 pages

Publisher I-Tech Education and Publishing

Published online 01, May, 2008

Published in print edition May, 2008

This book provides an overview of state of the art research in Affective Computing. It presents new ideas, original results and practical experiences in this increasingly important research field. The book consists of 23 chapters categorized into four sections. Since one of the most important means of human communication is facial expression, the first section of this book (Chapters 1 to 7) presents a research on synthesis and recognition of facial expressions. Given that we not only use the face but also body movements to express ourselves, in the second section (Chapters 8 to 11) we present a research on perception and generation of emotional expressions by using full-body motions. The third section of the book (Chapters 12 to 16) presents computational models on emotion, as well as findings from neuroscience research. In the last section of the book (Chapters 17 to 22) we present applications related to affective computing.

How to reference

In order to correctly reference this scholarly work, feel free to copy and paste the following:

Fadi Dornaika and Franck Davoine (2008). Facial Expression Recognition in the Presence of Head Motion, Affective Computing, Jimmy Or (Ed.), ISBN: 978-3-902613-23-3, InTech, Available from:
http://www.intechopen.com/books/affective_computing/facial_expression_recognition_in_the_presence_of_head_motion

INTECH
open science | open minds

InTech Europe

University Campus STeP Ri
Slavka Krautzeka 83/A
51000 Rijeka, Croatia
Phone: +385 (51) 770 447
Fax: +385 (51) 686 166
www.intechopen.com

InTech China

Unit 405, Office Block, Hotel Equatorial Shanghai
No.65, Yan An Road (West), Shanghai, 200040, China
中国上海市延安西路65号上海国际贵都大饭店办公楼405单元
Phone: +86-21-62489820
Fax: +86-21-62489821

© 2008 The Author(s). Licensee IntechOpen. This chapter is distributed under the terms of the [Creative Commons Attribution-NonCommercial-ShareAlike-3.0 License](https://creativecommons.org/licenses/by-nc-sa/3.0/), which permits use, distribution and reproduction for non-commercial purposes, provided the original is properly cited and derivative works building on this content are distributed under the same license.

IntechOpen

IntechOpen