

# We are IntechOpen, the world's leading publisher of Open Access books Built by scientists, for scientists

6,900

Open access books available

185,000

International authors and editors

200M

Downloads

Our authors are among the

154

Countries delivered to

TOP 1%

most cited scientists

12.2%

Contributors from top 500 universities



WEB OF SCIENCE™

Selection of our books indexed in the Book Citation Index  
in Web of Science™ Core Collection (BKCI)

Interested in publishing with us?  
Contact [book.department@intechopen.com](mailto:book.department@intechopen.com)

Numbers displayed above are based on latest data collected.  
For more information visit [www.intechopen.com](http://www.intechopen.com)



## Evolutionary Optimisation of Mechanical Structures or Systems

Marcelin Jean-Luc

### 1. Introduction: the need for an integrated optimal design process

The research of the best compromise between economic, mechanical and technological imperatives has always been the primary objective of the mechanical engineer. The methods used to achieve these excellence objectives have evolved considerably over the last few years. The author's experience in optimisation began in 1983. At this time, the design stage would come first, then the calculation and finally optimisation afterwards. In practice, and during experience of shape optimisation of mechanical structures, between 1985 and 1990, many extreme cases were encountered. In these cases, the question of optimisation wasn't posed until damage had occurred in service; the author's industrial partners realized, often too late, that their designing left quite a bit to be desired. They would then call for the author's help in using optimisation programs to supply them with an improved shape. These shapes were reached despite technological limitations being very severe at this stage; so severe, in fact, that engineers were powerless to resolve the problem. Innumerable problems such as this were dealt with. Figure 1 exemplifies this very well. In this case, the very localized optimisation of the rear bearing of a hydraulic hammer is presented (the type of which had been sold in most parts of the world). The bearing in question would break after relatively few cycles of operation. The automatic optimisation of the shape of this product would, simply by a small modification of shape (which would be difficult to predict other than by calculation (increased radius, decreased width), considerably improved the mechanical durability of the bearing: the over-stress being reduced by 50%, the objective being the minimisation of the maximum value of the *Von Mises* equivalent stress along the mobile contour, whilst taking into account the technological constraints of the industrial partners.

Such an approach to designing has become unthinkable these days. The economic competitiveness has increased, the design and manufacture delays have

been reduced and therefore the numerous overlaps that this approach involves have become prohibitive. In short, optimisation can no longer be separated from the act of designing. It is now admitted that in an integrated design approach, optimisation has to begin from the design stage taking into consideration the constraints both of specification and those induced by different materials. Optimisation is therefore made easier because constraints or limitations can be more easily varied, in accord with all those involved with the project. Examples will be found in (Clozel, 1991), (Guillot et al., 1989), (Hernot et al., 1995). This was not the case in the preceding example, where the optimisation did not take place until after being put into service, and which became an extremely constrained problem.

In this chapter, it will be shown that the integration of optimisation from the design phase is, according to the author, possibly thanks to the new optimisation techniques. A certain number of optimisation methods are popular at the moment, which are known as probabilistic or stochastic. For example, the simulated annealing method or genetic algorithms, whose principle advantages are assured convergence without using derivatives and eventual functions with discrete and non-derivable variables, even though determinist methods of optimisation (called gradient methods) necessitate a calculation resistant to these sensitivities.

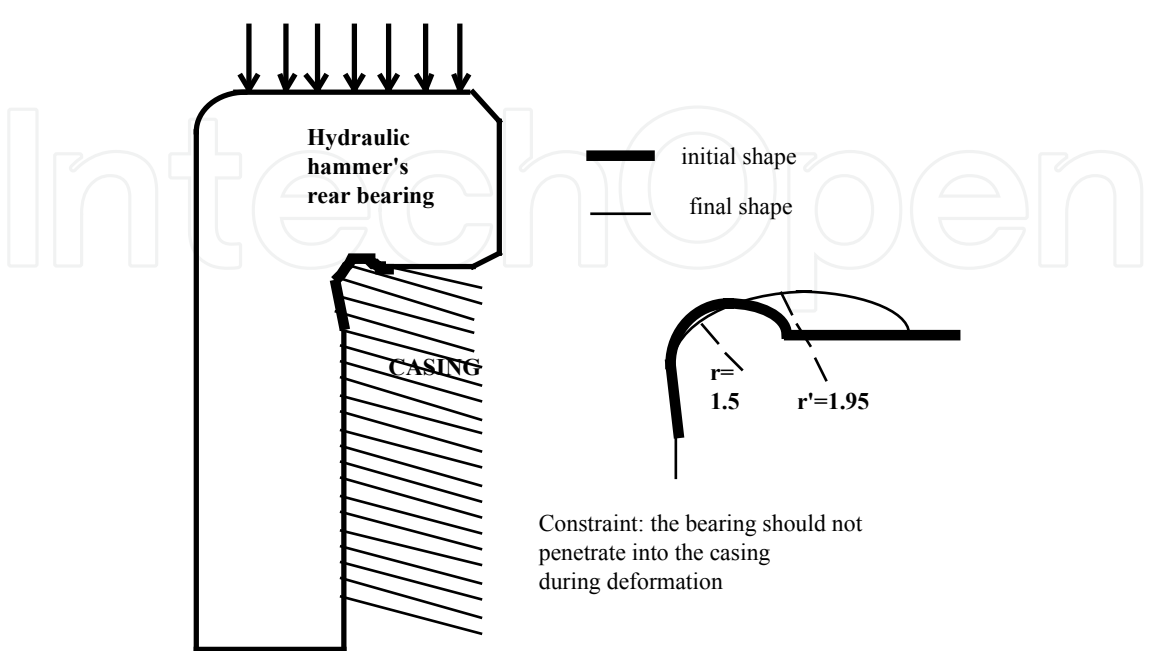


Figure 1. Optimisation of the shape of a hydraulic hammer's rear bearing

Genetic algorithms rely on the natural laws of selection which allow a living organism to adapt to a given environment. From these principles, it seems sensible to apply genetic algorithms to the optimisation of mechanical structures. As will be shown in precise examples, genetic algorithms will allow, from the beginning of the design process, adaption of the mechanical object to its environment and to the specifications. It will be seen, especially on the example of a stiffened plate (part 3.3), how a product responding to the specifications of stiffness, weight, etc..., can be obtained directly.

After a presentation of the methods and tools used (in part 2), this chapter focuses on applications entering into the field of mechanical technology and the analysis of mechanical systems and processes (part 3). It will be seen in the conclusion (part 4), that the difficulties are more important in the case of an integrated, optimal design process of mechanical systems, because of the complexity of the problems. Nevertheless, it will be seen in this conclusion that integrated optimisation and even alternatives to A.I. (artificial intelligence) techniques can effectively be considered, for precise problems of mechanical technology, such as the optimisation of gears (part 3.1) or the construction of a mechanism (part 3.2). The conclusion supplies possible solutions for the problem in its entirety.

## **2. The methods used: optimisation tools adapted to mechanical technology**

In addition to what has already been mentioned, the author's experience began with the shape optimisation of mechanical structures (2-D and symmetrical), although this was in the context of traditional design. See (Trompette & Marcelin, 1987), (Marcelin & Trompette, 1986), (Marcelin & Trompette, 1988), (Steffen & Marcelin, 1988).

Mathematical optimisation programs were quite difficult to use and not sufficiently versatile to be adapted quickly to new cases. In the opinion of the author, the optimal integrated design could not be achieved with normal mathematical programming techniques, which require a formulation heavily adapted to each particular problem. It will be shown in this book, that stochastic techniques are ideally suited to integrated optimisation and to mechanical technology problems.

Note that the essential characteristics of the problems are as follows:

- the design variables are often a mixture of discrete and continuous values;
- they are often highly constrained by strict technological constraints.

The problem is to maximise a function of  $n$  variables. The principle of genetic algorithms is to make a population of individuals evolve according to a replica of Darwinian theories. The starting point is a population of individuals chosen randomly and coded by binary numbers (as an example) called chromosomes. From this point, the algorithm generates, more or less randomly, new populations formed from individuals, increasingly more adapted to a given, well-defined environment. Selections and reproductions are made from the best performing parents of the population from which they come. They are stochastic or deterministic. The creation of these offspring is done by the application of genetic operators (mutation, crossing). It is always stochastic. The new replacement population is created by the selection of the best performing individuals, among either the offspring or the parents of the offspring. The replacement is either stochastic or deterministic. In the books (Goldberg, 1989), (Koza, 1992), (Michalewicz, 1996), (Rumelhart & McClelland, 1986), additional information can be found along with a demonstration of the convergence of the method.

The essential advantage of these methods is that they operate simultaneously on a test space of the solutions. The genetic method differs from the simulated annealing method by the operators which are used to force the evolution of the test population. In all cases, the convergence is always assured towards an extreme. This extreme is not necessarily the absolute extreme, but has more chance of being so, than if a traditional gradient method is used. This is shown in (Goldberg, 1989). In effect, a stochastic method explores a larger solution space. In addition, another essential advantage of these methods lies in the small number of assumptions that are required for the objective function.

## 2.1 Genetic algorithms

The genetic algorithms used are optimisation algorithms and make up part of the stochastic methods. They were first used in 1975. As their name implies, these algorithms seek the optimal solutions to a given problem by simulating the evolution and adaption of living organisms.

"The individual most able to adapt to a well defined environment has the greatest chance of continuing to survive and transmitting it's qualities to new individuals."

When Charles Darwin claimed his theory of the "Survival of the Fittest", a new century of understanding nature and life began. Over millions of years, life on earth has been in a process of optimal adaption to current environments. A natural selection between different individuals has maintained a changing of their genetics, that way the fittest ones, in the sense being best adapted, have survived and transferred their genetic codes to their descendants by a randomised information exchange. On the other hand, the worst adapted ones have died off.

This process is a process of optimisation. The natural selection is like a search algorithm for finding the best solution of living in a particular, natural environment. Certainly, the system of nature can not easily be transferred to technical systems. But we can have a look at, how the main rules of selection in nature are processed. And we can try to abstract and implement these for solving problems of optimisation with the help of computers. David Goldberg (Goldberg, 1989) described, based on John Holland's work (Holland, 1975), two important subjects:

- explanation of the adaptative processes of life and other natural systems,
- design of artificial systems which behave similarly like natural systems concerning their important mechanisms.

As biological systems obtain such a robustness, efficiency and flexibility, the basic rules of their mechanisms have been very interesting for artificial systems of engineering, computer or business applications. A genetic algorithm, now shortly called G.A., is a stochastic search method with the aim to scan randomly through these areas of the search space where the biggest chance of success seems to be provided. Today, G.As are proved theoretically and empirically for searches in complex spaces. They are simple for computer implementation but very powerful and effective. And there are no fundamental restrictions or limitations about the search space like continuity, existence of derivatives, unimodality, and so on.

The process of optimisation is a performance towards an optimum. This means that there is, on the one hand, the process of improvement and, on the other hand, the reaching of the optimum. Mostly, not only destination of the maximum is important, as supported by many conventional methods, but also a comparison of being or behaving better relatively to others, like the G.A. do this. The following points are figuring out the differences between G.As and other methods:



- as G.As work with a special coding of the parameter set, they can use particular similarities of this coding in a very general way. Conventional methods use the parameters themselves, and often they are restricted by a lot of limitations (continuity, unimodality, ...),
- most algorithms seek point-by-point to find the peaks in the search space. G.As do this in a quasi parallel way with a population of many strings,
- G.As have no use of any auxiliary functions like the derivatives. They use only a so-called payoff information of the objective function,
- G.As work with probabilistic transition rules, not with deterministic rules. But this stochastic effect leads to an improvement in searching, not to a random search.

Conventional search methods are not very robust, but often specially designed for particular problems, they are mostly successful in many applications. Even sometimes, their performance can be better than these of G.As. But nevertheless, already simple G.As have their own advantages. To apply this process to optimisation, the starting point is a group of solutions to the posed problem. This group is called the initial population, and is chosen randomly from the valid domain. Each individual solution is called a chromosome, which carries information relevant to evaluate the cost function of each chromosome. This information is encoded in symbols (usually natural numbers) of which each symbol is a gene. It is known that each chromosome has the same number of genes. The greater the size of the population, the higher the effectiveness of the search, as the solution space will be explored in a wider manner. It is always limited, however, by the time needed for calculation and the capacity of the operating system. Once the initial population is generated, the algorithm begins to create a new population, equal in size to the initial population, in the case of a simple G.A.. The individuals of the new population will be developed from those of the preceding population, after having been subjected to a number of operators. In this way, each population generates a new one. The algorithm stops after a given number of generations, or by fixing other relevant function-cost criteria. In living organisms, the genetic operators are applied to the chromosomes of the parents; by analogy, the operators used in genetic algorithms are applied to the different codings of the individuals of a generation. In general, the genes can take binary values (0 or 1) to represent the state of a given piece of information. In particular cases, a gene can take a certain number of fixed values.

Genetic algorithms make up a large family of algorithms, each one different

from the other by their degree of simulation of different phenomena, related to the adaption to natural systems.

By limiting to the application of a simple G.A., the three operators which are going to be used will be:

- reproduction
- crossing
- mutation

The main idea of these operators comes from the observation of the interaction in natural surroundings. The problem is always translated into terms of maximising the objective function. The greater the objective function value of an individual relative to other individuals of the same population, the greater its chances of selection. The selection is carried out randomly, respecting the weighting of each individual.

$$P_{sel\ i} = \frac{f_i}{\sum_{pop} f}$$

The selection operation is applied as many times as are necessary to complete the population.

Once the selection is finished, the individuals are paired, and a crossing operator is applied to each. The probability of crossing is  $P_c$ , which is fixed beforehand. This operator consists of choosing a random position for the two chromosomes, cutting them at that position and changing the two parts beyond that position.

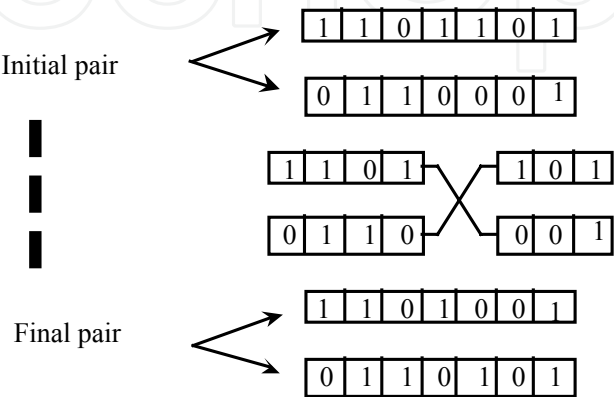


Figure 2. Crossing diagram



Reproduction and crossing are operators which transmit the good qualities of one generation to another. Important information, however, might not be represented by the chromosomes of the mother generation, or those carrying it might be destroyed accidentally by the transmission operators. Mutation consists of changing the values of a certain number of genes chosen randomly from those carried by the whole population. The probability  $P_m$  of applying mutation to a gene is fixed beforehand. If a gene is chosen to undergo a mutation, the new value is chosen randomly from among all the possible values which it could take.

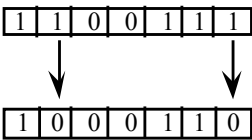


Figure 3. Mutation diagram

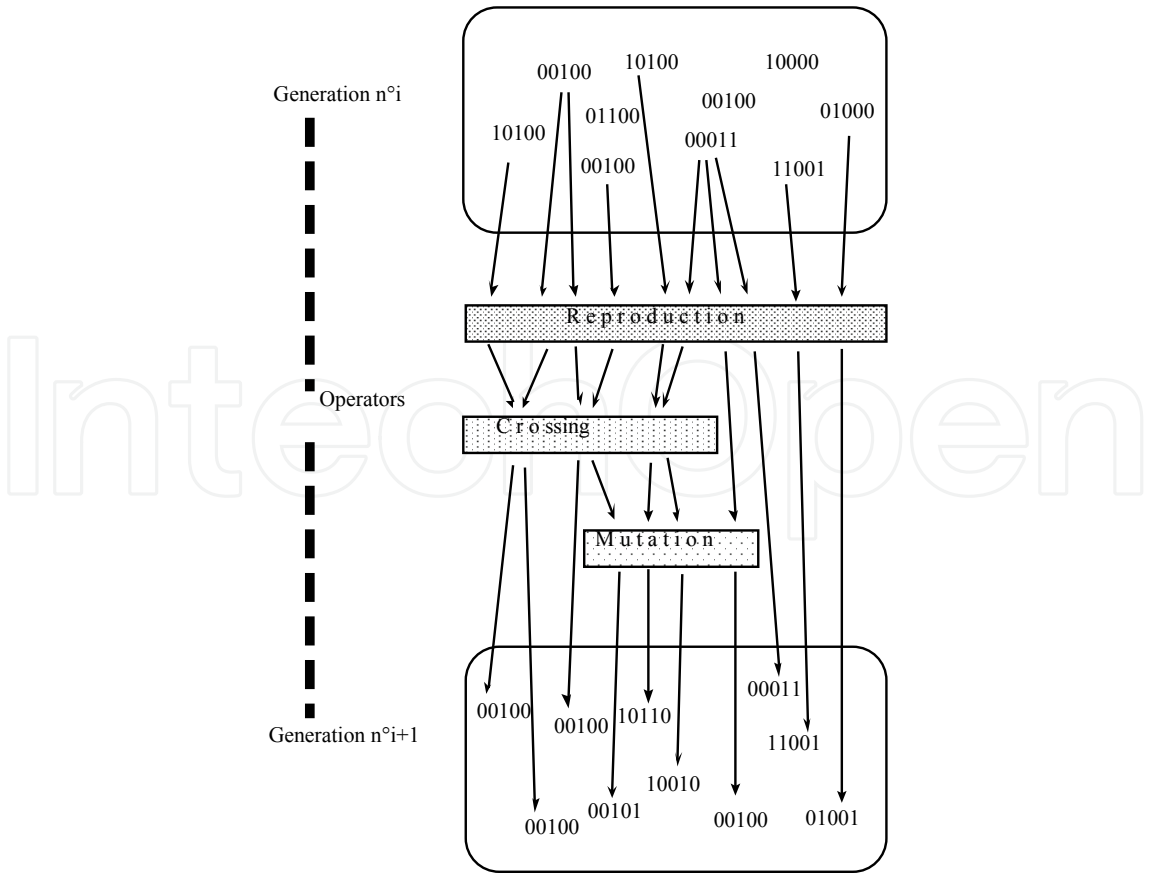


Figure 4. Diagramatic representation of the simple G.A.

The operators mentioned apply themselves to a generation to create another, respecting the sequences already stated. Figure 4 gives an overview of the actions of the three operators on a generation. The genes can take three values: 0, 1 or 2.

## 2.2 The simulated annealing method

The simulated annealing method, as the name implies, is based upon the metallurgical process of the same name. This "random search" method of minimisation is characterized by accepting the increases of the objective function with a given probability. This allows it to get out of the troughs (unlike deterministic methods) and therefore to escape from local minima. In the metallurgical process of annealing, if a metallic body is heated to its melting point and then slowly cooled to ambient temperature, then the global energy of the metal will eventually pass through an absolute minimum. The basic algorithm is the "metropolis" algorithm, which is the standard of random research methods. Here is a reminder of this very simple algorithm:

**Step 1:** choose initial value of  $X_0$ , evaluate  $F(X_0)$ , for  $k=0$

**Step 2:** at the  $k+1$  iteration, create a vector  $X$ , from  $X_k$ ; if  $F(X) < F(X_k)$  then  $X_{k+1} = X$ , else  $X_{k+1} = X_k$ .

**Step 3:** if the finishing criteria have not been met, then let  $k=k+1$  and go to step 2. If the criteria have been met then finish.

Several theorems of convergence to a global minimum were established for these methods. Difficulties in escaping from local minima remained however, which is why, of course, simulated annealing is needed.

The metallurgical process of annealing is applied to the optimisation problem. The objective function,  $F$ , is equivalent to an energy term. A temperature function,  $T(k)$ , is introduced, whose purpose is to allow acceptance of the growth, by using the probability:  $p = \exp(-\Delta F/T(k))$ . The principles and details were given in (Bonnemoy & Hamma, 1991). We shall see an application of this method in part 3.2.

## 2.3 Neural networks

The operation of artificial neural networks, as their name suggests, takes inspiration from that of biological neural networks. A large part of their vocabulary

is therefore been borrowed to describe them. In the author’s opinion, this is as far as the similarities go. Detail of the theory, which will be summarized later, can be found in (Jodouin, 1994). The use of neural networks for the simulation or modelisation will be done in two stages: one phase which is called apprenticeship, using finite elements calculations for example in mechanics of structures, followed by a calculation or generalisation phase. In the present case, neural networks should be able to estimate an objective function or a cost function of entry or design variables. It should be noted here that the entry variables will be the binary digits of the chromosomes when using a G.A. or the real values of the design variables when using the simulated annealing method. To describe a neural network, it is sufficient to know the neuron model and the arrangement of the connections between the neurons.

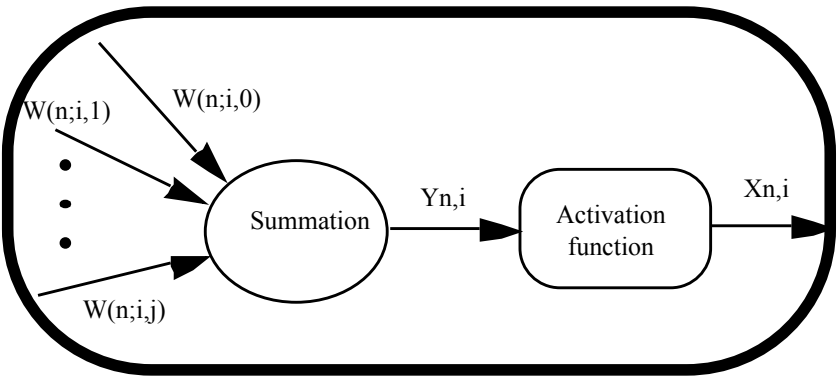


Figure 5. The elementary neuron

A neuron is modeled by two operators (figure 5). Firstly, a summing operator which develops a potential  $Y_{n,i}$ , equal to the balanced sum of the cell entries (it is this which will be translated by the optimisation of balanced weights in the apprenticeship phase). Secondly, an operator which calculates the state of the exit value  $X_{n,i} = f(Y_{n,i})$  of the neuron as a function of its potential ( $f$  is called the neuron function, it can be either linear or non-linear). The entries are the exit values of the same layer or of another layer, or eventually the exterior entries themselves.

In the case of the optimisation procedure and binary coding for the chromosomes of the G.A., the exterior entries will be 0s or 1s, which will correspond to the chromosome digits. The function,  $f$ , can take different forms depending on

the type of network (figure 6). The most up to date models of connection networks are defined in figure 7. A complex network can be split into many layers and in this sequence of layers, a direction of information transfer can be defined. Furthermore, in the interior of one layer or between two layers, the connections can be partial or total.

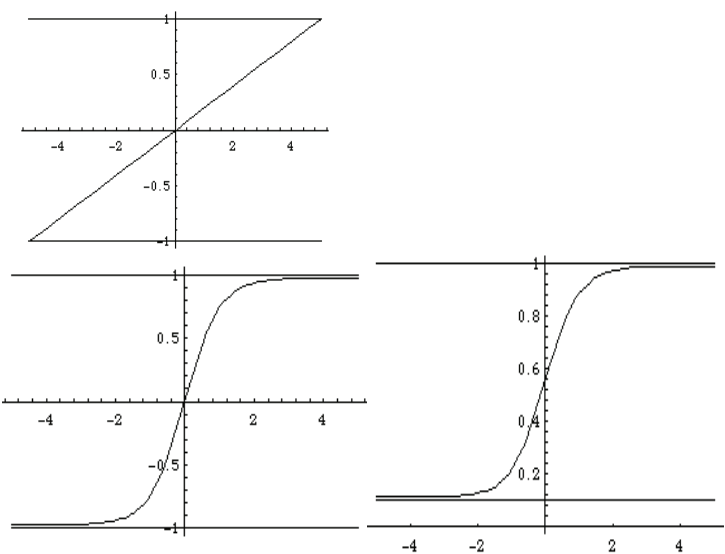


Figure 6. Some neural functions

The apprenticeship phase consists of optimising or adapting, by an apprenticeship rule, modifying the weights at each link. An apprenticeship sample is used to do this, that is, solutions which will be previously determined by finite element analysis for example in mechanics of structures. The principle criterion is to have a minimal error for the evaluation of the function. Local adaptation rules (for which the weight optimisation is based on the states of the neurons connected to corresponding links) are distinguished from other rules which are much more difficult to put into use. Among the rules which are called local, and for which details can be found in (Jodouin, 1994), the best known are those which are called supervised or non-supervised, and the iterative rules. Among the non-local rules, are two of the most frequently used. Firstly, there is the Widrow-Hoff rule. This applies in particular to completely interconnected two layer networks. This was generalized in multi-layer networks by the retropropagation algorithm, to the error gradient. The error at the exit of each neuron being expressed as a function of the error calculated for the following layer by a simple differential calculation. Secondly, the Hopfield model

for the adaption rule is based on the minimisation of total energy of the network, which is the sum of the elemental energies which characterize a neuron. Each neuron is updated in a randomly drawn series.

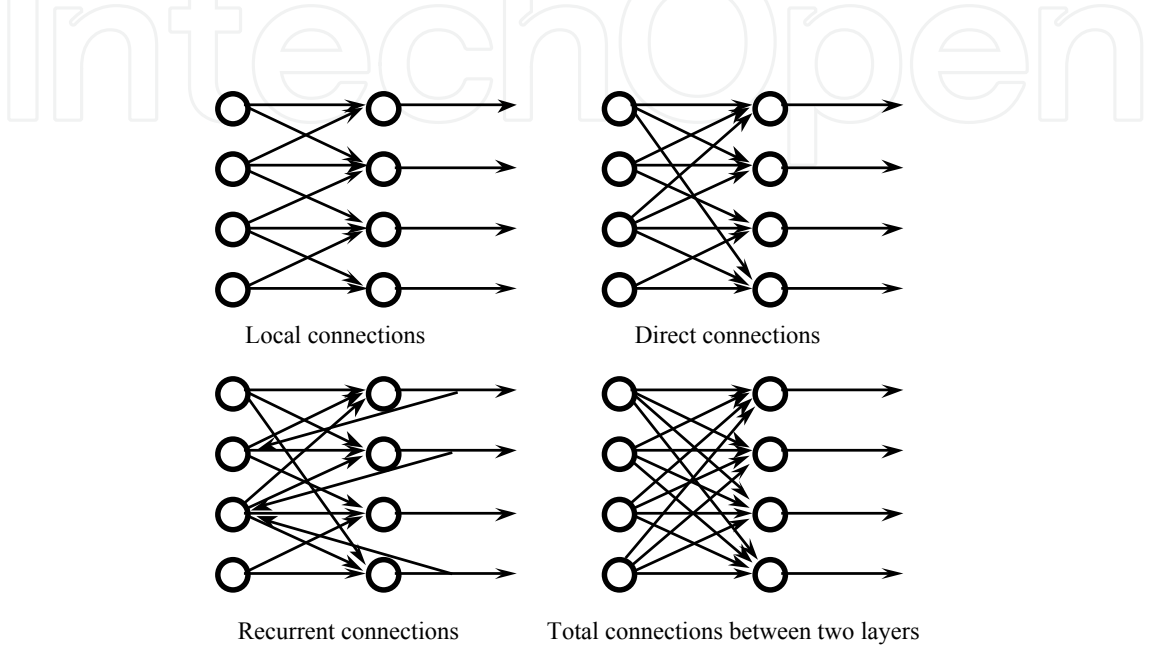


Figure 7. Some models of network connections

To summarize, a neural network works in two phases. In the first place, the apprenticeship phase, during which the adaption function is active. This allows the weight values to be optimised from a set of entry values (the design or conception variables) and from exit values (the objective function(s) or cost function) called the apprenticeship set. In the second place, the calculation or generation mode, during which the values of the weights are fixed. This allows the calculation by the neural network of the exit values as a function of the entry values.

The application of neural networks to modelisation, especially for the simulation of the calculations for the mechanical structures, seems promising from the results obtained. See (Berke & Hajela, 1992), (Szewczyk & Hajela, 1994) and (Hajela & Szewczyk, 1994). The continuation to modelisation seems natural as the action of modeling a process or a behavior, necessitates the knowledge of the principle characteristics of the process or behavior. The network knows how to extract these characteristics and can therefore be memorised easily. On the other hand, this ability to model exploits the adaption qualities of networks, allowing them to improve as they are exploited. In this work, effective

neural networks were used, at the current level of knowledge, and for which apprenticeship and generalisation/calculation algorithms are described in (Jodouin, 1994). This neural network, quite easily programmed, is a three layer network with a sigmoid neural function (figures 6 and 8) called MLP (multi-layer perceptron). The MLP has been used in most of our applications.

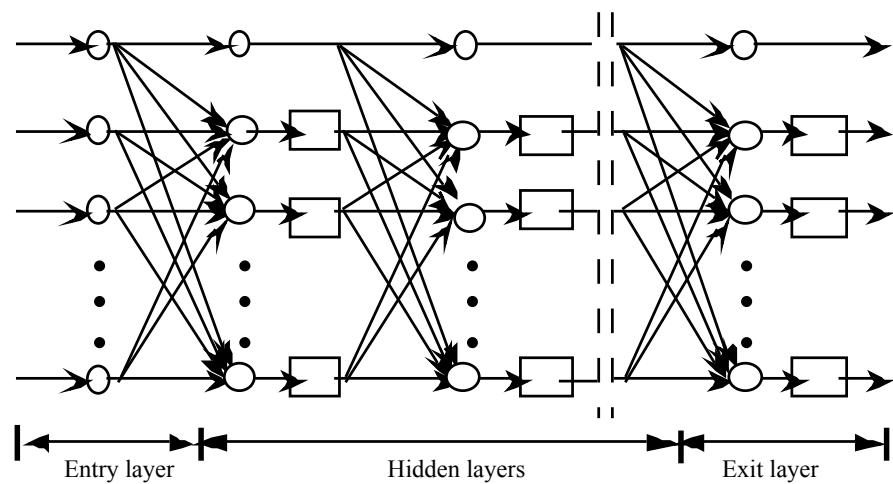


Figure 8. Neural networks used

**3. Integrated optimal design of particular mechanical systems and process**

**3.1 Optimisation of gears**

Gears are very complicated components. A large number of dominating factors vary in every case: radius of curvature, unitary loading, pressure, slip speeds, etc.... The design variables are huge in certain cases and take very discrete values (such as the module, the choice of materials). Often several objectives work in competition: balancing the energy transmission in bending and under pressure, optimisation of masses, balancing the slips, to mention but a few. The idea consists of automatically dimensionning a right-sided cylindrical gear or helical gear, so as to find a good compromise between a minimum weight, dynamic performance (energy transmission) and geometric criteria such as balancing the slips. This optimisation problem is very difficult to re-

solve by hand and often leads to compromised solutions that are not entirely satisfactory, so therefore the idea of an automatic optimisation technique is most desirable for this complex problem. In (Daidie, 1993), the authors of the paper propose a classic optimisation technique for gears. Nevertheless, these mathematical optimisation methods depend on the understanding of objective function gradients and are difficult to adapt to gears for three principle reasons:

- a) initiall, certain design variables are continuous while others are discrete,
- b) the derived programming is quite delicate because the optimising functions often depend implicitly on the design variables,
- c) finall, the major flaw is that these methods become blocked at a local extreme (often the only way to pursue the program is to rerun the calculation with a new starting point). Thus all specialists know, the optimisation of gears is acknowledged to have numerous solutions and often it is better to adapt them to given situations. This therefore leads to the use of a genetic algorithm in order to solve the problem. Note that in (Mekhilef & Dupinet, 1993) the researchers use a method of simulated annealing (part 2.2) to solve the problem, and with some success. The problem of gear optimisation is illustrated in figure 9.

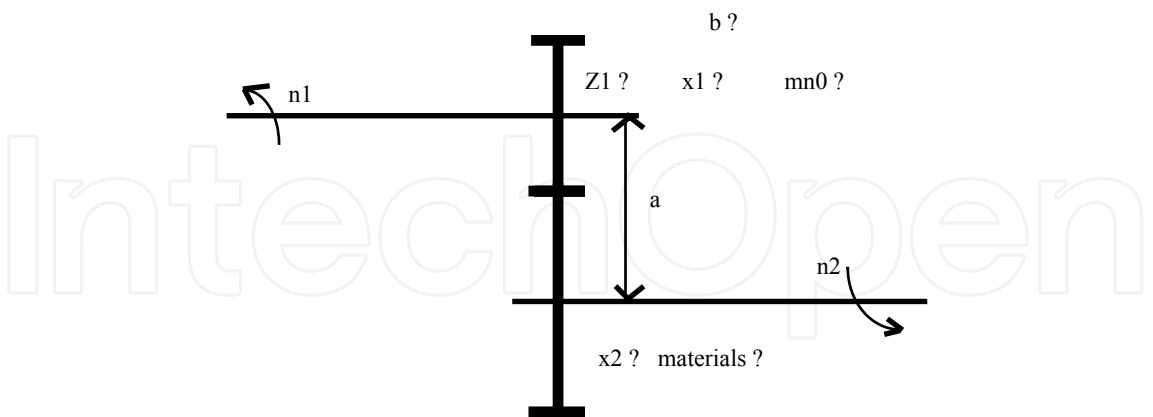


Figure 9. Definition of optimising gearing

There are two main difficulties with this problem. First of all, it is a matter of coding the solution in the form of a chromosome that will be simple and efficient; then there is the matter of finding a good compromise in function of different objectives between the different criteria (weight, power differential, balancing slips).



The coded parameters are restrained so the field of study is not too large and so therefore the chromosome is not too long. So in this way we have not considered all the design parameters in gearing, but only six main parameters:  $k$  ,  $z_1$  ,  $x_1$  ,  $x_2$  ,  $m_{n0}$ , and the material; other parameters such as the helix angle for example are fixed during the course of the optimisation. So in which case, this choice can be modified without any problems (figure 9).

When considering the choice of the objective function, we are using a multi-objective technique where the objective function will infact be a balanced sum of the different functions that we want to obtain, such as for example the minimum weight and minimum difference between slips. In which case we must weight certain objectives in respect to others; the effective choice can easily be reset, in the case of the same script of the different objectives (the shape under which they appear is at the discretion of the researcher in the domaine of optimisation). Above all though, the difficulty consisted of choosing the weighting of the coefficients in respect to their influence (that are of a different nature). This can only be done resulting from numeric experiments, where the goal was to find the best compromise possible between the different objectives. In the first place, the coding of the variables that we have used in the genetic algorithm is as follows: each of the values:  $k$ ,  $z_1$ ,  $x_1$ ,  $x_2$ ,  $m_{n0}$  and materials are written into a binary numeration system. So, six chains are obtained C1, C2, C3, C4, C5, C6, with lengths of 4, 6, 6, 7, 4, 3 respectively.

An example of a genetic identity card (chromosome) for a gearing system is given here.

Genetic identity coding (chromosome) for gearing:

1001	110101	101100	1010100	1001	010
C1	C2	C3	C4	C5	C6

- C1 : size coefficient of tooth ' $k$ ',
- C2 : number of teeth ' $Z_1$ ',
- C3 : coefficient ' $x_1$ ',
- C4 : coefficient ' $x_2$ ',
- C5 : real shape module ' $m_{n0}$ ',
- C6 : material chosen from a library of 8 different types.

This coding is limited to a chromosome of a total of thirty genes long which arrange end to end (where the order is not important) the relative information of

the gearing. This coding restrains the admissible domain of design itself. There are only  $2^4 = 16$  possible width 'k' coefficients; only  $2^6 = 64$  possibilities for the number of teeth 'z1' (that can vary between 12 and 75 for example); x1 and x2 only vary between -0.5 and 0.5 with two significant numbers; for  $m_{n0}$  there are 16 normalised numbers possible; finally, the material for the pinion and gearwheel is the same, and there are eight possible choices from the library of materials. For example the code 001 corresponds to 30CND8, the code 110 to 16NC6, and so on. It therefore follows, that it is possible to modify the structure or the length of the chromosome without too much difficulty.

In the second place, 'multi-objective' functions in the case of gearing are rather complicated. We propose that by the following we can modify at will, in function of the results of diverse numerical experiments. The idea is to build the function as if it were the sum of the weighted representative terms, by the coefficients that we can vary when we wish, more or less according to the importance of such and such a criteria. The function that we have used for the tests that follow, is illustrated below:

$$F = 10^{10} - \frac{I_1}{Rap} \left( \frac{b}{b_{max}} \right) \left( \frac{d_1}{d_{1max}} \right)^2 - I_2 |g_{s1} - g_{s2}|$$

$$- I_3 \frac{Rap}{P_{trans}} [ |P_{rup} - c \cdot P_{trans}| + |P_{pres} - c \cdot P_{trans}| ]$$

$I_1, I_2$  and  $I_3$ : weighting coefficients ,

$g_{s1}, g_{s2}$ : maximum absolute slips,

$Rap$ : ratio of quality against price of material ,

$b$ : width of material,

$d_1$ : primitive diameter of pinion.

The presence of the term  $10^{10}$  is due to the fact that the G.A. maximises the functions. To calculate the functions at a minimum, it is possible to look for the maximum of the opposing function plus a very large term. The second term affected by coefficient  $I_1$  is a term relating to the minimisation of gear size with relation to a given maximum size. This term is penalized in terms of quality/price of a material. The third term affected by coefficient  $I_2$  expresses the equalizing of the absolute slip (very important in reducing wear). Finally, the fourth term, affected by coefficient  $I_3$ , is a term expressing the search for balance between the transmissible powers under pressure and under flexion, and

also respecting the safety factor with relation to power transmitted. It is possible to add other criteria to this multi-objective function, e.g. a term expressing maximisation of driving relation or a term ensuring imposed distances between axes are respected. After several numeric tests on a basic example, the values of weighting coefficients below were chosen for the following test case:  $I1=0.2$ ,  $I2=0.1$  and  $I3=10$ . This test concerns a helicoidal gear used in a fixed axis gearbox. The parameters of the G.A. are: population size=200 and number of generations=100. The results are compared to a reference solution, optimised using other methods.

The given factors are:

- Ptrans=400KW
- Nmax(input)=1485 tr/min
- transmission relationship  $u=6$
- developing circle of teeth  $\phi=8^{\circ}33'$
- Quality factor  $Q=6$
- Life  $H=200000$  hours
- functionning with negligible shock.

The following is the best solution of the last generation:

Geometrical analysis :

	mn0	Z1	x1	x2	k	Material
reference solution	5	26	0.44	-0.4	32	16NC6
genetic algorithm	6	23	0.10	0.09	13	16NC6

	reference solution	genetic algorithm
width b (mm)	160	78
d1 ( mm )	131.4	139.9
volume $bd_1^2$	2.7E6	1.5E6
gs1	0.24	0.48
gs2	0.33	0.30
e <sub>e</sub>	1.63	1.85
Pflex ( kW )	1100	760
Ppres ( kW )	1000	740

The objectives have been achieved: a correct balance between absolute slips gs1 and gs2 and powers with a sufficient saftey factor. It is also notable that the

volume of the gear in the genetic solution is clearly less than the volume of the reference solution.

Numberous other tests of this nature have been conducted and the optimisation objectives are always successfully met. For all these tests the material systematically selected (from a list of available materials) is the highest performing, that is 16NC6. In reality, amongst the final solutions, there are other perfectly acceptable solutions using less high performance steels, but we have chosen the best one each time.

### 3.2 Optimisation of mechanisms

We are going to show that the evolutionary methods can also be very efficient for problems of optimisation of mechanisms. Computer Aided Design (CAD) of mechanisms has already been approached in a number of different ways in different papers. There are systems of assistance in mechanism design (Guillot et al., 1989), (Clozel, 1991); certain articles have tried techniques of artificial intelligence (Hernot et al., 1995). Others have attacked the difficult problem of aided choice of mechanism topology taking into account kinematic criteria, cost reducing criteria, and ease of design (Sardain, 1994). The present part concentrates on the problem of optimisation of mechanisms under the following restricting hypothesis: we remain within the scope of fixed topologies and we consider mechanisms which are isostatic or slightly hyperstatic. The principal objective is to minimise the force transmitted in each liason; the design variables are the relative positions of the different liasons in respect to each other; furthermore certain technological limitations on overall size, or the exclusion of certain areas of the layout or space for the predefined liasons must be respected. It is in fact a question of a first approach destined to show that it is possible to optimise mechanisms using methods of optimisation completely random (trial and error) and automatic, without calling on techniques of artificial intelligence (A.I.). The alternatives proposed in place of A.I. are interesting because probabilistic methods allow, at once, a rigorous and robust selection of ideal technological solutions which are compatible with the existing technological limitations. Subsequently, it will then be possible to attempt more complex problems, like the optimisation of mechanism topologies; problems for which stochastic methods are particularly suitable since they are perfectly suited to problems with discret variables. We will show, by means of examples, that when put into action the procedure allows optimisation of mechanisms with a definite efficiency.

Now to study a mechanism (representing a mixer) which creates a transformation of movement which is represented by figure 10. It is composed of 3 solids S1, S2, S3, and a fixed housing S0. S1 is an entry shaft with uniform rotation. It is connected to the housing by means of a horizontal axis pivotal liason (fixed rolling element bearing). It is connected to S2 by means of a free floating rolling element bearing on a horizontal axis. S2 is connected to the exit shaft S3 by means of a ball and socket joint (in effect a basic fixed rolling element bearing on a vertical axis); the fact that S2 and S3 are linked by a ball and socket joint renders the system isostatic. S3 whom is linked to the mixer blades is connected to the housing with a free floating rolling element bearing about a vertical axis. It is assumed that only parts 1 and 3 recieve external forces applied to the mechanism. The objective is once more to minimise the inter efforts unknowns inside the system with a goal of finding the dimensions which have the least cost. In order to be able to calculate the forces transmitted in the different liasons, and for the purposes of this calculation only, it is assumed that all the components of the external forces applied to parts 1 and 3 are 10kN and all the components of moments applied to 1 and 3 are 1kNm. This being, a standard program of static analysis of mechanisms allows to calculate, for a given configuration of the mechanism, the torques transmitted in the different liasons. For the purpose of this test, the objective function is taken as minimising the quadratic sum of all the components of forces and of moments of every liason (for this function to be homogenous, the moments are divided by an equal reference length, 100mm). If analysing only 1 or 2 particular liasons it is possible to limit the objective to only the components in question.

With regards to design variables allowing to define the relative positions of liasons with respect to one and other, it is possible to identify 5 which are independent. These variables, marked X1 to X5 are the following:

X1= 1 (see figure 10), X2= R = O1O2, X3= z(O4), X4= angle A1, X5= angle A2

With regards to limitations on the design variables the following factors are used: the horizontal dimension, L, is fixed at a value of L= 200mm (figure 10); this limitation gives us a relationship allowing to calculate the distance between O2 and the centre of the ball and socket joint in terms of L, X1, X2, X4, and X5.

Otherwise, the design variables are limited in the following manner:

$$0 < X1 < 100, 0 < X2 < 50, -100 < X3 < 0, 0 < X4 < 90^\circ, 0 < X5 < 45^\circ$$

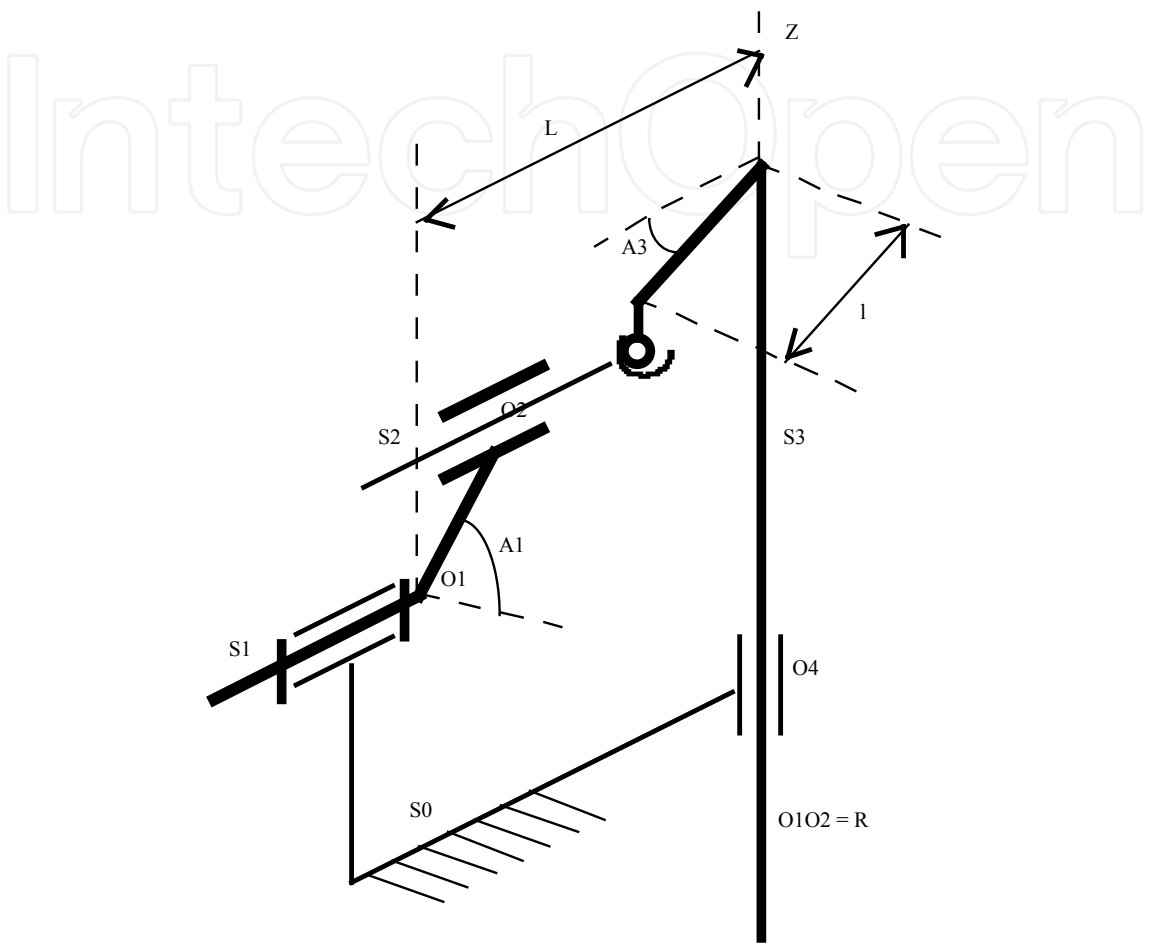


Figure 10. Optimisation of mechanism

For this test we must make an initial optimisation using a G.A., to roughly work out the problem, the more precise optimisation using simulated annealing methods, starting from an initial solution given by the G.A.. So that the optimisation by the G.A. will be effective and as it is only used for the first approximation, we voluntarily limit the coding of the five design variables to a binary chromosome of 10 digits in total. The structure of this binary chromosome is as follows:

- the first 2 digits allow the coding of variable X1, the following 2 digits the coding of X2, and so on;
- the 2x5 digits are then put side by side to form a chromosome of 10 digits;

The coding is crude but it is after an initial passage that it is possible to improve using a more precise coding. In the present case the decoding will be done in the following manner:

variable X1:	00	-->	20, 01	-->	50, 10	-->	75, 11	-->	100
variable X2:	00	-->	20, 01	-->	30, 10	-->	40, 11	-->	50
variable X3:	00	-->	-50, 01	-->	-60, 10	-->	- 80, 11	-->	- 100
variable X4:	00	-->	0°, 01	-->	20°,10	-->	50°, 11	-->	90°
variable X5:	00	-->	0°, 01	-->	10°,10	-->	25°, 11	-->	40°

It can be seen that the limitations of the problem, in particular on the design variables are integrated in the coding. It is not as necessary to penalise an objective function that will be of type a - F (a being a very large constant) because the G.A. maximises the functions. For a population of 30 individuals and 50 generations, the G.A. quickly comes to the following solution:

$X1=100; X2=50; X3=-50; X4=20^{\circ}; X5=0^{\circ}$

which corresponds to the chromosome 111000100, and a value of 1.1013E8 for F. This represents a gain of 30% in comparison to an average solution, for example:

$X1=20; X2=20; X3=-100; X4=90^{\circ}; X5=40^{\circ};$   
chromosome=0000111111;

$F=1.318E8;$

We now bring in optimisation by simulated annealing, starting from the initial solution:

$X1=100; X2=50; X3=-50; X4=20^{\circ}; X5=0^{\circ}; F=1.013E8;$

The improvement is hardly noticable, the solution proposed is:

$X1=100; X2=50; X3=-26; X4=5^{\circ}; X5=2^{\circ}; F=1.0105E8;$   
giving a gain of only 0.3%.

We note that the tendency of solutions is to take X1 as large as possible and angles A1 and A2 small, as far as the technology will allow. With regards to components of forces and moments, results for the final solution and some force characteristics are given in the table below. Values for the average solution (chromosome 0000111111) are given in brackets.



for liason 01:  $Y_{01} = 200$ . DaN (753.),  $M_{01} = 4974$ . mmDaN (8467.)

for liason 12:  $Y_{12} = 1$ . DaN (6.5),  $M_{12} = 5025$ . mmDaN (18467.)

$N_{12} = 5028$ . mmDaN (120522.)

for liason 23:  $Y_{23} = 1$ . DaN (6.5)

for liason 03:  $Y_{03} = 0.1$  DaN (553.),  $L_{03} = 13386$ . mmDaN (89601.)

$M_{03} = 6$ . mmDaN (8467.)

One notes a very important reduction of the values of forces and moments. The programming and the implementation of the two methods is simple and does not pose any particular problems given their remarkable effectiveness, and it is this that is their appeal. It is sufficient to call upon the program as many times as is necessary (for the G.A. and the last test done  $30 \times 50 = 1500$  times), after having first done the decoding of the proposed chromosome following the rules given earlier.

With regards to simulated annealing, the number of calls made upon the program is over 100000 because there are 5 design variables. The size of this number is the principle disadvantage of this method.

### 3.3 Optimisation of stiffened plates and shells

To be able to anticipate and to optimise from the design phase, the dimensions and the number of stiffeners or ribs in mechanical structures, is probably one of the greatest problems for mechanical engineers; its resolution from the initial conception makes it possible to eliminate a great deal of ultimate problems and adjustments.

In the following section, the example of hull supports are treated simply as beams. The plates and hulls are treated such that they are thin so that the thickness dimension is much smaller than the other two dimensions. Since the ratio of toughness against weight is very important as well as good behavioural characteristics, these examples can be put to many different uses but are mainly used in industry and civil engineering applications: food tins, car bodywork, planes, ships, liquid and gas tanks, bridges, cooling structures, spatial vessels, petrol tankers, and so on.

The problems studied in this part will be limited to the bending of plates. The plates possess a higher stiffness concerning coplanar strains that are the displacements in the mean plane of the plate and rotations perpendicular to this plane. This said, the stiffness in relation to the perpendicular displacement to the plane of the plate and in relation to the rotations about parallel axes to the

plane of the plate, is a great deal weaker. This part treats the stiffening of plate structures with the addition of beam supports. Essentially, the aim is to optimise the positioning of the supports with the objective being the yield (perpendicular displacement to mean plane of the sheet); this procedure can bring about interesting improvements in a structure behaviour. One uses a genetic algorithm to optimise the position of a series of supports of equal lengths precisely on a plate in bending. The plate studied in this example had dimensions of 2.4 m long by 1.5 m wide. The plate was completely embedded along one of it's width and was made of steel of elastic modulus  $E = 2.1 \cdot 10^4 \text{ DaN/mm}^2$  and Poisson's ratio 0.3. It was 2 mm thick (figure 11). The supports were made from the same material as the plate and were completely integrated. They have a drop height of 8 mm and a width of 5 mm .

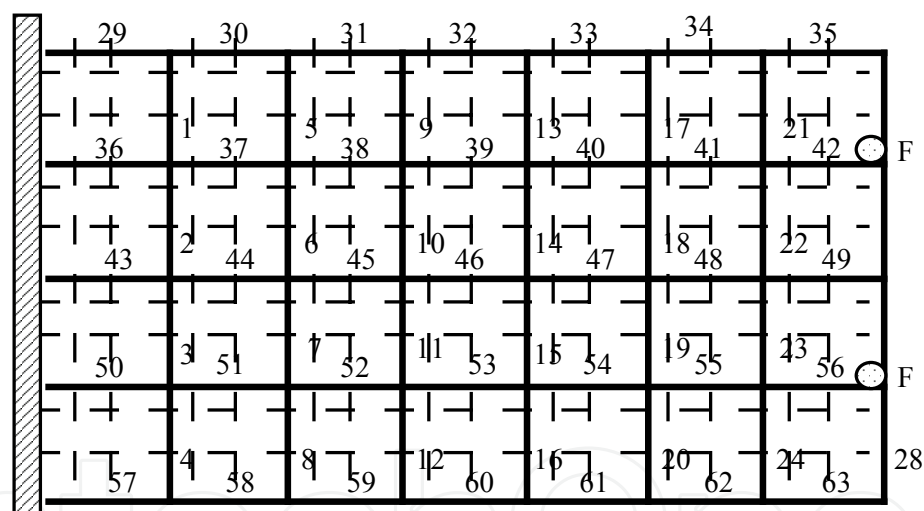


Figure 11. Numeration of the plate supports

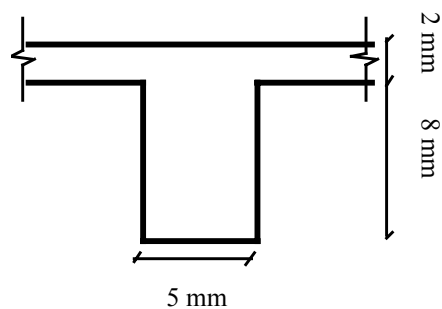


Figure 12. Cross-section of the plate and support

The plate is held horizontal by being embedded along one of its width. At the opposite end, two identical forces of 144 DaN are applied vertically. In this example, the overall mass of the structure is not taken into account.

So, our objective here is to reduce the maximum bending of the plate while optimising the positioning of a number of stiffeners. The maximum bending is the greatest vertical displacement of the plate. The element distribution represented on figure 11 shows that there are 525 possible positions for the stiffeners, each 100 mm long. Such a large domain of research requires a huge calculation time, so in order to reduce this, the number of possible positions is reduced and regrouped such that a support is made of three aligned consecutively to a length of 300 mm. This process means that there are only 63 possible positions (as shown in figure 11).

A traditional coding technique in a genetic algorithm with such an example consists of building a chromosome with 63 genes, with each one taking a binary number (0 or 1) and decoded as follows:

if a gene of position 'i' carries binary number 1, stiffener n°1 exists but in the opposite case it doesn't exist. If the genetic algorithm is run with such a coding it will obviously head towards a chromosome where all the genes carry a binary number 1, because the stiffer the plate is, the smaller the displacement will be. Nonetheless, the aim is to limit the number of stiffeners distributed on the plate and in this study it is limited to 14.

One coding technique consists of traditional coding and a system that disposes of any chromosome with any more than 14 stiffeners to multiply their functional values by a number less than unity and function the number of overabundant stiffeners.

This technique though, risks filling the population by ultimately rejected individuals and therefore cost functional values will be uselessly calculated. In our study, another type of coding has been used that builds chromosomes that are of equal length to the total number of stiffeners hoped for, and only containing the number of positions of the different stiffeners that must exist in the configuration. This works so that the chromosomes built are 14 genes long with each gene taking an integer between 1 and 63 inclusive.

So with this coding technique we have individuals with one or several genes carrying the same value which can be interpreted and then decoded in several different ways following the desired design. If there are 'n' genes carrying the same value 'm', we can consider for example that at position 'm', we have:

- just one stiffener 5 mm wide and drop height 8 mm ,
- one stiffener having a drop height of 8 mm and width n5 mm ,
- one stiffener having a width of 5 mm and drop height n8 mm ,
- effectively 'n' identical stiffeners of width 5 mm and drop height 8 mm .

Here we have adopted the fourth possibility. It is important to note that the individuals obtained by permutation of the positions of a chromosome have the same distribution configuration, so the same cost functional value and therefore the program considers them as being the same individual.

Summary: the objective is to minimise the maximum yield (localisation can vary in some cases), the problem was uniquely constrained by a maximum number of stiffeners arranged on the plate.

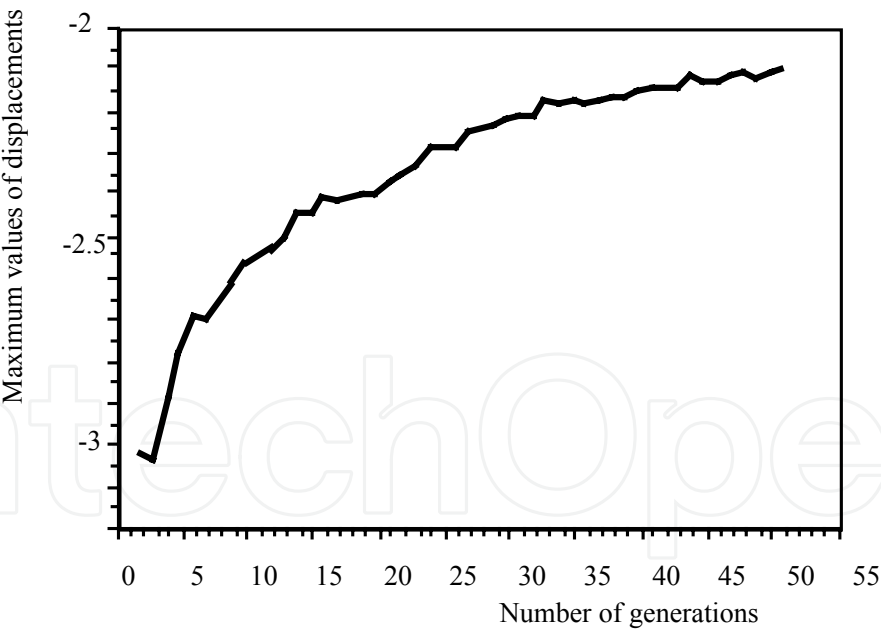


Figure 13. Maximum yield values for each population against revolutions

3.3.1 Without neural networks

On figure 13, we find the converging results obtained by the genetic algorithm for the plate, settled at 50 generations, the number of individuals per population is 50,  $P_c = 0.6$  and  $P_m = 0.03$  ( $P_c$  and  $P_m$  are probabilities of crossover and

mutation respectively). The curve represents the maximum value of yield for each population function to the number of generations: this curve is the mean of the result of 9 runs of the program with the same parameters. The maximum yield of the unstrengthened plate with the limiting conditions already mentioned, including the loading , is -4.6702 mm.

The optimum solution found by the genetic algorithm is represented graphically on figure 14. The corresponding cost function value is  $f_{max} = -1.8243$  mm.

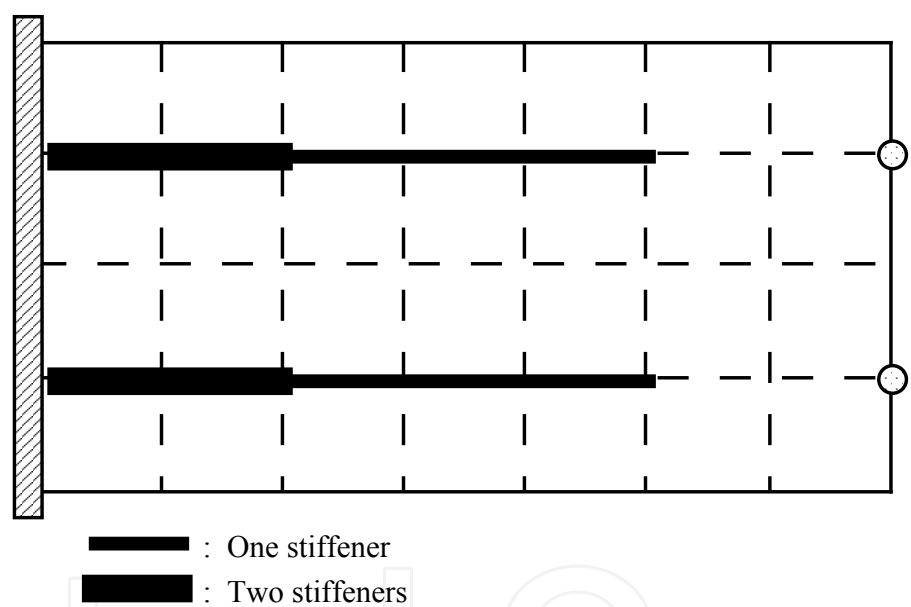


Figure 14. Optimum position of stiffeners

3.3.2 With neural networks

Initiating a neural network with 100 chromosomes, we arrive at a relatively effective neural network, since the total errors made are no greater than 7 % as shown by the examples below with, in the following order, the chromosome, the maximum yield evaluated by the neural network and the percentage error with respect to calculations from the finite elements. These errors are tolerated by the genetic algorithm (so much so that they are always of the same sign). The genetic algorithm re-runs on the same solutions as previously, but around twenty times quicker.

3	12	12	27	29	31	34	36	39	40	50	51	54	57	-3.093	0.08%
3	4	5	19	19	21	22	30	31	34	53	54	55	59	-3.980	0.15%
2	3	5	17	24	42	43	47	47	48	51	56	59	60	-3.557	0.6%
1	13	14	21	32	38	39	44	49	53	55	56	62	63	-3.995	0.7%
1	13	14	16	18	19	23	25	29	39	42	45	52	55	-4.019	0.17%
2	7	9	10	12	19	34	34	34	40	43	44	53	59	-3.499	6.3%
8	12	14	15	17	24	24	35	37	41	52	56	57	58	-3.635	5.8%
12	31	32	36	40	42	44	44	50	50	50	55	59	61	-2.996	6.5%
4	7	9	11	18	18	25	29	32	35	39	42	51	51	-4.015	6.34%
7	8	12	27	28	38	39	46	49	50	51	54	54	54	-3.439	6.9%

4. General conclusions and synthesis

4.1 Conclusions on neural networks

In the course of our numeric experimentation on neural networks they have seemed to present some limitations. These limitations are not to do with data processing: currently, thanks to the improvements in computers it is possible to use neural networks of a significant size (more than 1000 neurons and 1000 weights). It is more the absence of an established theoretical knowledge of the functioning of the networks that renders their use delicate. Various problems have needed to be dealt with, such as the necessity to study the feasibility of every application before the numerable numeric experiments, the uncertain sizing of a network, or the absence of theory for anticipatory calculation of errors. For the modelling of mechanical structures it is reasonable to wonder if the use of a simple method derived from the Rayleigh-Ritz method (well known for vibrations) would not be more suitable for the problems considered here. This idea can be illustrated using a well known example in statics.

Suppose that one wanted to optimise, for example, the number and situation of stiffeners on a given plate. One can begin, as with the neural networks, to evaluate by finite element methods, a number of representative solutions. In a neuromimetic strategy these solutions act as the "learning". In a Rayleigh-Ritz type strategy the solutions are used to find the stiffness corresponding to a

new configuration of stiffeners without having to re-do the finite element calculations. The new solution is searched in the form of a weighted sum of test solutions previously calculated. To find the weighting coefficients, or weights (as with neural networks), mechanics offers a reliable theory: the weights are obtained by minimising the total potential energy of the plate in question. It is also possible to take the minimisation of the error, or of the residue on the equilibrium equation as criteria. This strategy has been developed in (Marcelin, 2001). The method then appears to be more a Galerkin weighted residue method. One noted a certain similarity between these strategies and the neural networks, the difference being that mechanics offers a rigorous error criteria. In their favour neural networks have the advantage of having a better capability to adapt. Moreover there is nothing to stop us operating a neural network using the error criteria of mechanics to optimise and control the weights. It is proposed to test these strategies in the near future. Part of this work has been given over to neural networks which present a number of intrinsic qualities. These qualities may eventually make the networks superior to conventional mechanical methods discussed earlier. The first quality which comes to mind is parallelism. The networks are made up of elementary units who can calculate simultaneously (one of the reasons for the superiority of the brain). They are also very capable of adapting. Finally, they can resolve the imprecise, recognize the vague, and so, prove to be highly robust. The new strategy presented here consisted of calculating the objective values of the initial population of the G.A. by finite element methods and, after, doing the learning stage of a neural network which takes over the calculation of the objective functions of following populations. This strategy has also been developed in (Marcelin, 1999). The neural network generally used in mechanics and that been used here is the Multi-Layered Perceptron (MLP); the learning of this network is effectuated while minimising the error at the exit of the network (this error being defined as the square of the difference between the desired value and the value given by the MLP). This strategy has proved very effective since the error given by the MLP has no influence over the convergence of the G.A..

Nevertheless the MLP has presented a number of difficulties:

- determining the necessary number of layers and neurones;
- difficulties due to optimisation of network parameters by means of gradient analysis (starting points, focusing on local maximums,...).



## **4.2 Evolutionary optimisation: an alternative to A.I. techniques ?**

The stochastic methods are based on the natural laws of evolution and of adaption of space which allow living organisms to adapt to a given environment. As is shown in literature, more and more abundant, on the subject, it seemed astute and "natural" of the numerous authors to apply these laws of evolution, that is to say adapt, to artificial structures. The principal advantages of these methods are an assured convergence without the use of differentiation, and for the eventual functions with discrete variables. The major inconvenience however is the number of calculations, but this may be relieved, as we have seen, by the use of neural networks.

The problem posed is to adapt mechanical structures to their technological environment. To optimise these mechanical structures, it is not often obvious to use the deterministic methods of classical optimisation, methods of gradient. These methods require a reliable calculation of sensitivity, which can be difficult for certain problems. Furthermore, in mechanical technology, the problems are essentially with discrete variables (since optimal components are normally selected from catalogues), and until now authors have tended more towards the use of artificial intelligence (A.I.) to find solutions to these problems. Nevertheless, in certain applications, such as optimisation of gears (part 3.1), stochastic methods of optimisation are quite well suited. The CAD of mechanical systems has already been discussed in a number of manners, often calling on techniques of A.I. The facility to implement the stochastic methods, as their versatility and adaptability suggest, at least for the examples considered here, can be used as an alternative to classical techniques of A.I.. It is this we have tried to demonstrate in this work by means of numerous examples: optimisation of gears; optimisation of mechanisms; optimisation of topology of stiffeners on plates.

## **4.3 Towards an optimal integrated design for mechanical systems**

As was shown in part 3, it is possible to tend towards an optimal integrated design for mechanical structures. Currently the implementation of an optimal integrated design for mechanical systems, that is to say, taking into account a maximum of information from the beginning (know-how, ability, optimisation constraints), proves difficult due to the fact that the necessary specialist software, in most cases, functions independently from other programs. This can be illustrated by the example of a gear box. A program of mechanical analysis is

used initially to ensure a sound structure from the start, afterwards, specialist software is used for calculations of gears, bearings, shafts, .... The same applies for finite element calculations to control the shape and strength of certain components. Currently, even if each stage of the problem is presented in terms of optimisation as is seen in part 3.1 (dealing with gears), the problems remain, most of the time, bound to a specific order. Research in integrated design is orientated towards the use of common databases at different stages of the design. The goal of this work is to propose a fundamentally different approach, allowing at once, an optimisation which is both global and almost automatic. It should be made clear that given here is the point of view of a mathematician. The principle of the proposed method is to use a neural network as a global calculation program and to couple this network with stochastic methods of optimisation. Bearing in mind that the new strategy proposed consists of three stages: first, defining the parameters of the mechanism taking stock of all design variables, as well as assessment of desired objectives and technological limitations; secondly, the "learning" of the neural network with the goal of having a "mega-program" of analysis and calculation (perfectly adapted to the task in hand), including a knowledge of all the programmes which will be used in the design process; finally, use of this "mega-program" for totally automatic optimisation, without the need for human intervention, thanks to stochastic methods; the method used here is that of G.A.. The expected result is a play of optimal design variables. This strategy has been developed in (Marcelin, 1998).

## 5. References

- Berke, L. & Hajela, P. (1992). Applications Of Artificial Neural Nets In Structural Mechanics. *Structural Optimisation*, Vol 4, 1992, P. 90-98.
- Bonnemoy, C. & Hamma, S. (1991). La Méthode Du Recuit Simulé: Optimisation Globale Dans Rn. *Appl*, Vol 25, N°5, 1991, P. 477-496.
- Clozel, P. (1991). Mecamaster: Outil De Conception Mécanique Et De Cotation 3d Pour Les Bureaux D'études, *Actes De La 10ème Conférence Micad Publiés Par Les Editions Hermès*, 1991, P. 196
- Daidie, A. (1993). Dimensionnement Optimal D'un Train D'engrenages A L'aide D'un Logiciel Cao, *Actes Colloque Primeca, Ecole Centrale Paris*, 24, 25-26 Novembre 1993.

- Goldberg, D. E. (1989). *Genetic Algorithm In Search, Optimisation And Machine Learning*. Addison - Wesley, 1989.
- Guillot, J.; Rousselot, J.Y. & Vignat, J.C. (1989). Conception Assistée Par Ordinateur D'ensembles Mécaniques Avec Recherche D'une Bonne Solution: Le Logiciel Sicam Micad, Paris, 1989.
- Hajela, P. & Szewczyk, Z. (1994). Neurocomputing Strategies In Structural Design-On Analysing Weighths Of Feedforward Neural Networks. *Structural Optimisation*, Vol 8, 1994, P. 236-241.
- Hernot, X.; Daidie, A.; Silberberg, Y. & Guillot, J. (1995). Conception Intégrée De Mécanismes, *Revue Internationale De Cfao Et D'infographie*, Vol 10 - N°1-2, 1995, P.57-70.
- Holland, J. H. (1975). *Adaptation In Natural And Artificial Systems*, Ann Arbor, The University Of Michigan Press, 1975.
- Jodouin, J.F. (1994). *Les Réseaux Neuromimétiques*, Hermès, 1994.
- Koza, J.R. (1992). *Genetic Programming: On The Programming Of Computers By Means Of Natural Evolution*. Mit Press, Massachussets, 1992.
- Marcelin, J.L. & Trompette, Ph. (1986). On The Choice Of The Objectives In Shape Optimisation. A Nato Advanced Study Institute, Computer Aided Optimal Design, Troia (Portugal), June 29-July 11, 1986, Actes P. 247-261
- Marcelin, J.L. & Trompette, Ph. (1988). Optimal Shape Design Of Thin Axisymmetric Shells. *Engineering Optimisation*, Vol. 13, Pp. 109-117, 1988
- Marcelin, J.L. (1998). Optimisation Intégrée De Mécanismes A L'aide De Réseaux Neuromimétiques Et De Méthodes D'optimisation Evolutionnaires. *Revue Internationale De Cfao Et D'informatique Graphique*, Vol.13, N° 3, Pp. 265-281, 1998
- Marcelin, J.L. (1999). Evolutionary Optimization Of Mechanical Structures: Towards An Integrated Optimization, *Engineering With Computers*, Vol. 15, 1999, P. 326-333.
- Marcelin, J.L. (2001). Genetic Optimization Of Stiffened Plates And Shells, *Inter. Journal For Numerical Methods In Engineering*, Vol. 51, 2001, P.1079 - 1088 .
- Mekhilef, M. & Dupinet, E. (1993). "Optimisation D'un Train D'engrenages En Variables Mixtes", *Actes Colloque Primeca, Ecole Centrale Paris*, 24, 25-26 Novembre 1993.
- Michalewicz, Z. (1996). *Genetic Algorithms+Data Stuctures = Evolution Programs* Springer Verlag, New York, 3rd Edition, 1996.

- Rumelhart, D.E. & McClelland, J.L. (1986). *Parallel Distributed Processing*, Vol. 1 And 2, Mit Press, Cambridge, Massachusetts, 1986.
- Sardain, P. (1994). Un Environnement Cao Pour La Synthèse De Mécanismes Articulés , *Revue Internationale De Cfao Et D'infographie*, Vol 9 - N°1-2, 1994, P.135-154.
- Steffen, V. & Marcelin, J.L. (1988). On The Optimisation Of Vibration Frequencies Of Rotors. *Int. Journal Of Modal Analysis*, July 1988, P.77-80.
- Szewczyk, Z. & Hajela, P. (1994). Neurocomputing Strategies In Structural Design- Decomposition Based Optimisation. *Structural Optimisation*, Vol 8, 1994, P. 242-250.
- Trompette, P. & Marcelin, J.L. (1987). On The Choice Of Objectives In Shape Optimisation. *Engineering Optimisation*, Vol. 11, 1987 P. 89-102.



## **Manufacturing the Future**

Edited by Vedran Kordic, Aleksandar Lazinica and Munir Merdan

ISBN 3-86611-198-3

Hard cover, 908 pages

**Publisher** Pro Literatur Verlag, Germany / ARS, Austria

**Published online** 01, July, 2006

**Published in print edition** July, 2006

The primary goal of this book is to cover the state-of-the-art development and future directions in modern manufacturing systems. This interdisciplinary and comprehensive volume, consisting of 30 chapters, covers a survey of trends in distributed manufacturing, modern manufacturing equipment, product design process, rapid prototyping, quality assurance, from technological and organisational point of view and aspects of supply chain management.

### **How to reference**

In order to correctly reference this scholarly work, feel free to copy and paste the following:

Marcelin Jean-Luc (2006). Evolutionary Optimisation of Mechanical Structures or Systems, Manufacturing the Future, Vedran Kordic, Aleksandar Lazinica and Munir Merdan (Ed.), ISBN: 3-86611-198-3, InTech, Available from:

[http://www.intechopen.com/books/manufacturing\\_the\\_future/evolutionary\\_optimisation\\_of\\_mechanical\\_structures\\_or\\_systems](http://www.intechopen.com/books/manufacturing_the_future/evolutionary_optimisation_of_mechanical_structures_or_systems)

**INTECH**  
open science | open minds

### **InTech Europe**

University Campus STeP Ri  
Slavka Krautzeka 83/A  
51000 Rijeka, Croatia  
Phone: +385 (51) 770 447  
Fax: +385 (51) 686 166  
[www.intechopen.com](http://www.intechopen.com)

### **InTech China**

Unit 405, Office Block, Hotel Equatorial Shanghai  
No.65, Yan An Road (West), Shanghai, 200040, China  
中国上海市延安西路65号上海国际贵都大饭店办公楼405单元  
Phone: +86-21-62489820  
Fax: +86-21-62489821

© 2006 The Author(s). Licensee IntechOpen. This chapter is distributed under the terms of the [Creative Commons Attribution-NonCommercial-ShareAlike-3.0 License](https://creativecommons.org/licenses/by-nc-sa/3.0/), which permits use, distribution and reproduction for non-commercial purposes, provided the original is properly cited and derivative works building on this content are distributed under the same license.

IntechOpen

IntechOpen