

We are IntechOpen, the world's leading publisher of Open Access books Built by scientists, for scientists

6,900

Open access books available

185,000

International authors and editors

200M

Downloads

Our authors are among the

154

Countries delivered to

TOP 1%

most cited scientists

12.2%

Contributors from top 500 universities



WEB OF SCIENCE™

Selection of our books indexed in the Book Citation Index
in Web of Science™ Core Collection (BKCI)

Interested in publishing with us?
Contact book.department@intechopen.com

Numbers displayed above are based on latest data collected.
For more information visit www.intechopen.com



Synthesis of Nanocatalysts via Reverse Microemulsion Route for Fischer-Tropsch Reactions

N.A. Mohd Zabidi
Universiti Teknologi PETRONAS
Malaysia

1. Introduction

The current hike on fuel prices, the discovery of more natural gas fields and dwindling of oil reserves have renewed interests in the production of synthetic crude via the gas-to-liquid (GTL) conversion process. The chemical conversion of natural gas into fuels is also an attractive option for monetizing stranded natural gas. The GTL process consists of the following steps (Bao et al., 2010):

- i. Production of synthesis gas (a mixture of carbon monoxide and hydrogen) from natural gas
- ii. Synthesis of hydrocarbon via the Fischer-Tropsch synthesis (FT) reaction
- iii. Product upgrading of the synthesized hydrocarbons to yield various products such as gasoline and diesel.

Fischer-Tropsch (FT) reaction involves conversion of syn-gas (a mixture of CO and H₂) into hydrocarbons such as olefins, alcohols, acids, oxygenates and paraffins. The Fischer-Tropsch (FT) reaction, shown in Equation (1), produces clean gasoline and diesel fuels. The fuels derived from GTL technology are environmental-friendly because they contain low particulates, sulfur and aromatics.



Catalysts used for the Fischer-Tropsch reaction are generally based on iron and cobalt (Khodakov et al., 2007). Ruthenium is an active catalyst for FT but is not economically feasible due to its high cost and insufficient reserves worldwide. Iron has been the traditional catalyst of choice for FT reaction. It is reactive and the most economical catalyst for synthesis of clean fuel from the synthesis gas mixture. Compared to cobalt, iron tends to produce more olefins and also catalyzes the water-gas shift reaction (Equation 2). Iron catalyst is usually employed in the high-temperature (573-623 K) FT operating mode (Steynberg, et al., 1999).



Cobalt has higher activity for Fischer-Tropsch reaction but more expensive compared to iron. The low-temperature (473-513 K) FT process usually employs cobalt-based catalysts

due to their stability and high hydrocarbon productivity. Catalyst supports that have been utilized include silica, alumina, titania, zirconia, magnesium, carbon and molecular sieves. The cost of catalyst support, metal and catalyst preparation contributes to the cost of FT catalyst, which represents a significant part of the cost for the FT technology.

Various types of reactors have been installed in the FT industry such as fixed-bed reactor, multi-tubular reactor, adiabatic fixed-bed reactor, slurry reactor, fluidized bed reactor and circulating fluid-bed reactor systems (Bao et al., 2004; Steynberg et al., 1999). Since FT reaction is highly exothermic, temperature control and heat removal constitute the two most important design factors for the FT reactors.

FT research ranged from preparation of catalysts to design of reactors. Fundamental understanding on the relationship between the catalyst performance and its physical properties, such as particle size, surface area and porosity is vital. The deactivation behavior of cobalt has been linked to its crystallite size, therefore, control of crystallite size is of importance (Saib et al., 2006). A very stable and active catalyst is required to ensure the catalytic system is economically attractive. A model catalyst consists of well-defined catalytically active metal deposited on non-porous support (Moodley, 2008). Spherical model catalysts can be used to bridge the gap between the poorly-defined porous industrial catalysts and the well-defined single crystal surfaces. Knowledge on the relation between the rate of the reaction to the composition and morphology of the catalyst is still lacking (Sarkar et al., 2007). Thus, characterization of model catalysts can relate the physical properties, such as size and shape of particles, to the catalytic behavior of the catalytic materials.

The term nanoparticle is used for particles having diameters ranging from 2 to 50 nm with variable crystallinity, whereas well-defined crystalline nanoparticles are classified as nanocrystals (Hyeon, 2003). The commercially applied iron catalyst is in the fused form comprising large iron particles and therefore difficult to investigate using microscopy. The loss of catalyst activity is associated with changes of iron into a mixture of iron oxide and iron carbide during the Fischer-Tropsch synthesis reaction. The relation between deactivation and changes in composition and morphology are not fully understood for iron and cobalt catalysts (Sarkar et al., 2007). The application of electron microscopy techniques on the supported nanoparticles are well suited to investigate the morphology of supported catalysts and morphological changes that occur during Fischer-Tropsch synthesis. The knowledge on the effect of particle size on the product selectivity and yields for Fischer-Tropsch reaction is still lacking. It has been reported (Trepanier et al., 2010) that particle size of the catalyst material has an effect on the pressure drop in the reactor, and can influence the product distribution. Iron and cobalt nanoparticles of sizes less than 10 nm are expected to improve the kinetics of the Fischer-Tropsch reaction, selectivity for gasoline and stability of the catalyst.

This chapter provides an overview on the synthesis of FT catalysts using the microemulsion techniques as well as other common preparation techniques such as impregnation, precipitation and strong electrostatic adsorption method. It will focus on the results of catalyst characterization in terms of morphology, particle size distribution, and reducibility. FT reaction is considered as a surface-sensitive reaction in which the size of the active metal particles can influence the catalytic activity and product selectivity. The physicochemical properties of the FT catalyst prepared via microemulsion techniques shall be compared with those synthesized via other routes such as impregnation, precipitation and strong electrostatic adsorption methods. The performance of the cobalt-based and iron-based catalysts prepared via various formulations in the Fischer-Tropsch synthesis reaction will be discussed.

2. Methods of catalyst preparation

An extensive review on the development of cobalt Fischer-Tropsch catalysts was presented by Khodakov and co-workers (Khodakov et al., 2007). The performance of the cobalt catalyst in Fischer-Tropsch reaction is greatly influenced by the catalyst preparation method. The variables include suitable support, deposition method of the metal precursor, catalyst promoter, and the subsequent thermal treatments (Moodley, 2008). Cobalt has shown better resistance to deactivation and attrition, but it is also much more expensive compared to iron. Therefore, well-dispersed cobalt on the catalyst support is highly desired to gain economic attractiveness. The reactivity in FTS is correlated to the number of cobalt metallic particles exposed to the syn-gas molecules (Ling et al., 2011). This factor in turn depends on the cobalt loading, dispersion of cobalt species and its reducibility. Hence, an ideal supported catalyst would have uniformly distributed cobalt species that undergoes complete reduction, forming cobalt metallic nanoparticles at optimum size of 6~8nm, where high dispersion guarantees optimum use of cobalt without jeopardizing the FT performance. FT catalysts have been prepared by various methods such as impregnation, precipitation, colloidal method, strong electrostatic adsorption, and microemulsion method.

2.1 Impregnation

The incipient wetness impregnation method is a commonly used method for preparing cobalt and iron catalysts. Typically required amount of the precursor salt i.e. $\text{Co}(\text{NO}_3)_2 \cdot 6\text{H}_2\text{O}$ is dissolved in deionized water and added dropwise to the support under constant stirring, followed by drying in an oven at 120 °C overnight and calcining at temperature of 500 °C (Saib et al., 2006). Variables which can affect the resultant catalyst are the rate of addition of precursor solution, rate of drying, temperature and duration of heating. Cobalt catalyst has also been prepared using the slurry (wet) impregnation method where the amount of impregnation liquid was in excess of the total pore volume of the support material (Khodakov et al., 2007). Impregnation method can produce small particles but difficult to obtain narrow particle size distribution, as depicted in Figure 1.




Fig. 1. TEM of 5 wt% Co impregnated on CNTs support. (Adapted from Ali et al., 2011)

2.2 Precipitation

The precipitation method is more common for iron catalyst than cobalt-based FT catalyst. The required amount of the precursor salt i.e. $\text{Co}(\text{NO}_3)_2 \cdot 6\text{H}_2\text{O}$ is dissolved in deionized water and added to the support with constant stirring followed by the addition of precipitating agent i.e. ammonia (Tasfy, 2011) and the resultant slurry is stirred at slightly elevated temperature i.e. 90°C for about 8 hours. The precipitate is dried and then calcined at 500°C .

2.3 Colloidal method

Colloids are synthesized in the presence of surfactants which disperse and stabilize the nanoparticles in an organic solvent. Some of the approaches include polyol method, ethylene glycol method, modified coordination capture method and pseudo-colloidal method. The polyol process involves heating a mixture of catalyst precursor in surfactants, such as oleic acid and oleyl amine in a high-boiling solvent, such as diphenyl ether. The high temperature alcohol reduction of iron(III) acetylacetonate metal precursor resulted in monodispersed iron nanoparticles (Sun & Zeng, 2002). This synthesis process is also called “heating-up” process. The size of the nanoparticles is controlled by changing the concentration of the precursor, the amount and type of surfactant, the aging time and temperature of the reaction. Another synthetic method that produces uniform nanocrystals that is comparable to the “heating up” process is called the “hot injection” method. The “hot injection” method induces high supersaturation and leads to fast homogeneous nucleation reaction followed by diffusion-controlled growth process, which control the particle size distribution. The colloidal method has been shown to generate well-dispersed iron nanoparticles with average size of 5 nm, as depicted in Figure 2.




Fig. 2. TEM image of 6 wt% Fe on SiO_2 spheres prepared by the colloidal method (Adapted from Mohd Zabidi, 2010).

2.4 Strong electrostatic adsorption method

Synthesis of uniformly distributed Co nanoparticles remains a great challenge. Strong electrostatic adsorption (SEA) is a catalyst preparation method which is based on basic

concept of electrostatic attraction of oppositely charged particles (Jiao & Regalbuto, 2008). Silica and other metal oxides contain hydroxyl groups on its surface. Point of zero charge (PZC) is the pH value of a medium where the hydroxyl groups on the surface of the support remain neutral. In a $\text{pH} < \text{PZC}$ medium, the hydroxyl groups will be protonated and become positively charged and thus attracting anions. When $\text{pH} > \text{PZC}$, the hydroxyl groups will deprotonate and become negatively charged and attracting cations. In other words, pH value plays an important role in the deposition of metal precursor. The SEA method was able to produce nanocatalyst of spherical-shaped Co nanoparticles on SiO_2 support, shown in Figure 3, with Co average size of 3 nm (Ling, 2011).

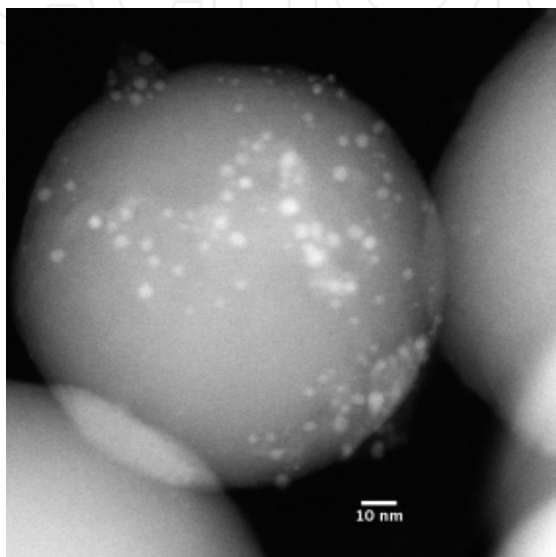


Fig. 3. STEM image of 10 wt% Co on SiO_2 spheres prepared via SEA method (Adapted from Ling, 2011).

3. Basic concepts: Microemulsion

A microemulsion is a liquid mixture of water, a hydrocarbon and a surfactant (Eriksson et al., 2004; Malik et al., 2010). A surfactant is a molecule that possesses both the polar (hydrophilic head) and the non-polar (hydrophobic tail) groups. When the concentration of the surfactant exceeds the critical micelle concentration, molecules aggregate to form micelles. When micelles are formed in an organic medium, the aggregate or tiny droplets is referred as a reversed micelle, in which the polar heads are in the core and the non-polar tails remain outside to maintain interaction with hydrocarbon. It is also referred as water-in-oil microemulsion (Figure 4). The core of the reverse (w/o) microemulsion is of interest as it can be viewed as an elegant nanoreactor which can accommodate chemical reaction. The core interior is hydrophilic thus certain water-soluble can be dissolved inside it. Microemulsion technique offers several advantageous for synthesizing nanoparticles as it enables controls of size, geometry and morphology (Malik et al., 2010).

3.1 Synthesis of nanoparticles via microemulsion technique

The properties of nanoparticles synthesized using the w/o microemulsion are influenced by several factors such as size of water droplets, surfactant concentration and nature of precipitation agent. There are two approaches of synthesizing the nanoparticles via the

microemulsion route. The first method involves mixing two sets of microemulsions containing the metal precursor and the precipitating agent or reducing agent. In the second approach, the precipitating agent is added directly to the microemulsion containing the metal precursor.

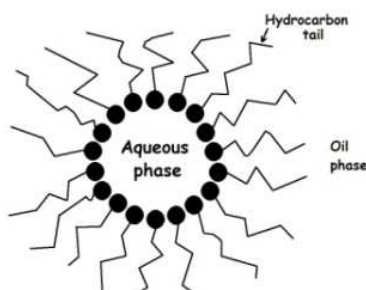


Fig. 4. Reversed micelle (Adapted from Eriksson et al., 2004).

3.1.1 Mixing of two microemulsion systems

The w/o microemulsion synthesis method consists of preparing two sets of microemulsions containing the metal salt and the reducing agent as shown in Figure 5 (Eriksson et al., 2004). The precursor metal salt and reducing agent are dissolved in the aqueous phase whereas the surfactant is prepared in an organic medium. For preparation of supported iron nanocatalyst, the reverse microemulsion method involved preparing two reverse microemulsions. The first reverse microemulsion consisted of $\text{Fe}(\text{NO}_3)_3 \cdot 9\text{H}_2\text{O}$ (aq) and sodium bis(2-ethylhexyl) sulfosuccinate (AOT, ionic surfactant) in hexanol and the second reverse microemulsion was prepared by mixing an aqueous hydrazine solution (reducing

Microemulsion approach

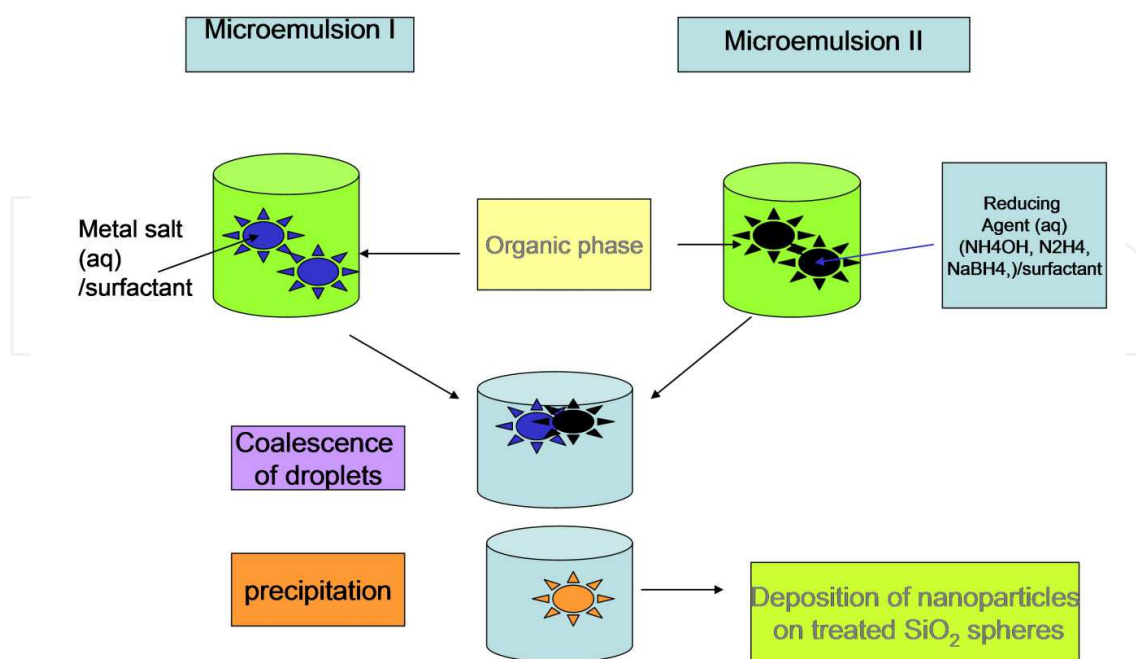


Fig. 5. Reverse microemulsion approach for synthesis of nanoparticles on catalyst support. (Adapted from Eriksson, et al., 2004).

agent) with the AOT solution (Mohd Zabidi, 2010). SiO₂ was chosen as the catalyst support and SiO₂ spheres were then added to the mixture followed by stirring for 3 hours under nitrogen environment. Figure 6 shows the TEM micrograph of a spherical model catalyst prepared using the reverse microemulsion method comprising 6 wt% Fe on SiO₂ support (Mohd Zabidi, 2010). The reverse microemulsion method produced spherical-shaped iron oxide nanoparticles with average diameters of 6.3 ± 1.7 nm, however, the coverage of the SiO₂ surfaces was found to be non-uniform.




Fig. 6. TEM of 6 wt% Fe on SiO₂ support (Adapted from Mohd Zabidi, 2010)

3.1.2 Direct addition of precipitating reagent to the microemulsion

Another approach of synthesizing nanoparticles from microemulsion is via direct addition of the reducing agent or precipitating agent to the microemulsion containing the metal precursor, as depicted in Figure 7 (Eriksson et al, 2004). It was reported that 5 wt% Fe/SiO₂

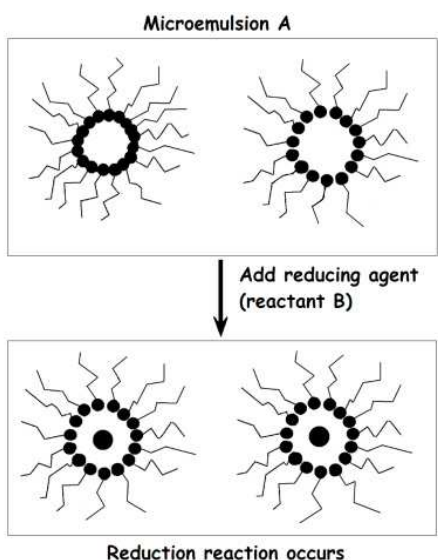


Fig. 7. Direct addition approach for preparation of nanoparticles using the reverse microemulsion method (Adapted from Eriksson et al., 2004).

prepared using the water-in-oil microemulsion resulted in Fe particles with average size of 5.2 nm (Hayashi et al, 2002). At the same Fe loading, the impregnation method produced much larger Fe particles (14.2 nm) which resulted in approximately 30% lower CO conversion in the Fischer-Tropsch reaction.

3.2 Influence of synthesis parameters on the size of nanoparticles

The polydispersity of the system and the size of nanoparticles are influenced by the nature of solvent, surfactant or co-surfactant, presence of electrolyte, concentration of reducing / or precipitating reagents and molar ratio of water to surfactant (Eastoe et al., 2006). The size of water droplets in the microemulsion, the concentration of surfactant and the nature of the reducing/precipitating agent will influence the particle size of metal prepared via microemulsion technique (Eriksson et al., 2004). Increase in water-to-surfactant ratio will increase the size of the water droplets in the microemulsion and hence the size of the resultant metal nanoparticles. Varying the water-to-surfactant ratio (R) from 5 to 50 increased the particle size of cobalt from 5.1 nm to 9.4 nm which resulted in a decrease in turnover frequency (TOF) from $8.6 \times 10^{-3} \text{ s}^{-1}$ to $1.2 \times 10^{-3} \text{ s}^{-1}$ for FT reaction conducted at 493 K, 2.0 MPa over 10%Co/ITQ catalyst (Prieto et al., 2009).

The number of droplets will increase with increasing presence of surfactant in the system (Eriksson et al., 2004). The surfactant molecules could result in steric hindrance which retard the fast rate of growth of the nuclei. Subsequently, the particles grow at the same rate and led to formation of nanoparticles with narrow particle size distribution.

3.3 Mechanism of formation of nanoparticles

The mechanisms by which nanoparticles are formed have been described by Malik and co-workers using two models (Malik et al., 2010). The first model is based on the Lamer diagram where nucleation occurs when the concentration of the precursor reactant reaches a critical supersaturation value, resulting in a constant number of nuclei thus size of particles increase with concentration (Malik et al, 2010). In the second model, variation in the concentration of precursor does not change the size of particles as the particles are thermodynamically stabilized by the surfactant.

4. Comparison of physicochemical properties between catalysts prepared via different routes

The preparation methods influenced the morphologies of the nanocatalyst particles as depicted by the TEM micrographs in Figure 8. The reverse microemulsion method resulted in relatively larger Co nanoparticles and more agglomeration compared to those synthesized via impregnation and strong electrostatic adsorption (SEA) methods. The size of Co nanoparticles synthesized using reverse microemulsion method ranged from about 5 nm to 15 nm. The coverage of SiO₂ surface was less than that obtained using the other two methods.

Figure 9 shows the H₂-TPR profile of SiO₂-supported cobalt nanocatalyst prepared via the impregnation and reverse microemulsion methods. The first reduction stage (around 350 °C)

corresponds to reduction of Co_3O_4 to CoO while the peak around 400°C was for the reduction of CoO to Co^0 (Fishcer et al., 2011). The Co/SiO_2 sample prepared via the reverse microemulsion method exhibited a second reduction stage at 700°C , which was much higher compared to that obtained for the sample prepared via the impregnation method indicating poorer reducibility, possibly due to strong metal-support interactions.

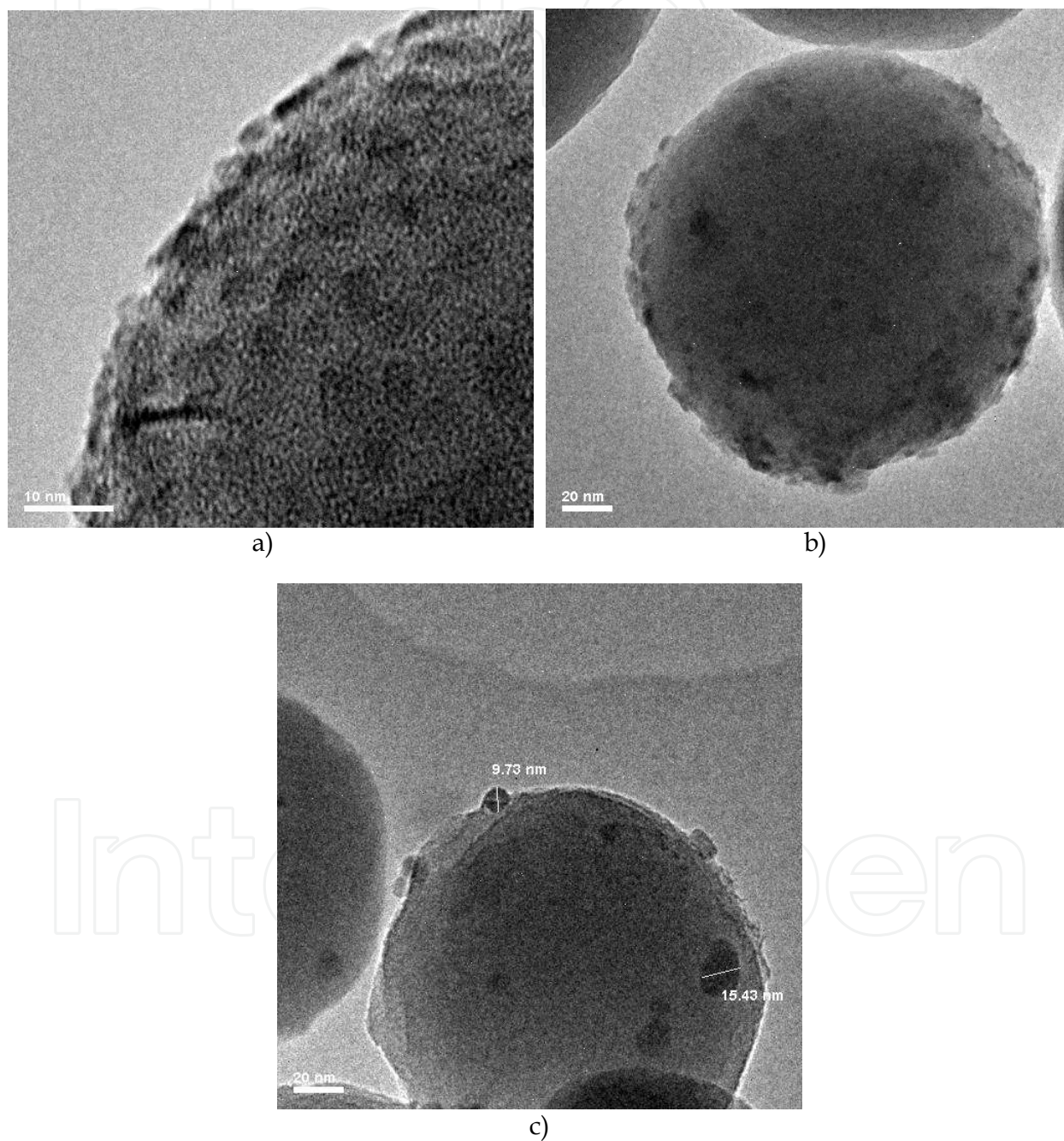


Fig. 8. TEM images of 5 wt% Co on SiO_2 support prepared via (a) impregnation (Adapted from Ali et al., 2011) (b) SEA method (Adapted from Ling et al., 2011) (c) reverse microemulsion (Adapted from AbdulRahman, 2010).

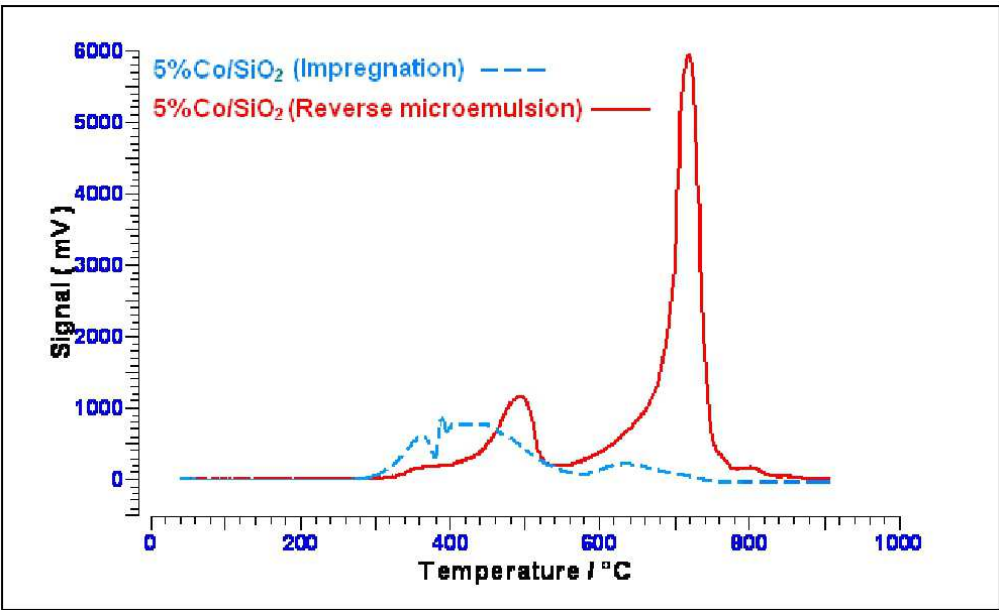


Fig. 9. H₂-TPR profile of 5 wt% Co on SiO₂ spheres prepared via impregnation and reverse microemulsion methods. (Adapted from Abdul Rahman, 2010).

4.1 Catalytic activity

The performance of the nanocatalyst in Fischer-Tropsch synthesis reaction is influenced by the catalyst's preparation route. Table 1 and 2 show the performance of supported cobalt-based and iron-based nanocatalysts, respectively, in the FT reaction. The cobalt

Catalyst	Preparation route	Particle size (nm)	X _{CO} (%)	S _{CH₄} (%)	S _{C₅+} (%)	Reaction conditions
10%Co/CNTs	Reverse micromulsion	7.8	62	6	92	220°C, 2MPa (Trepanier et al., 2010)
10%Co/CNTs	Impregnation	7.9	54	10	86	220°C, 2MPa (Trepanier et al., 2010)
10%Co/SiO ₂	Strong electrostatic adsorption (SEA)	5	2	0.1	80	220°C, 0.1MPa (Ling, 2011)
10%Co/SiO ₂	Impregnation	-	10	70	10	220°C, 0.1MPa (Ling, 2011)
5%Co/SiO ₂	Impregnation	5	4.7	17.7	1.3	270°C, 0.1MPa (Ali et al., 2011)
5%Co/CNTs	Impregnation	3	15.7	16.4	14	270°C, 0.1MPa (Ali et al., 2011)

Table 1. Comparison of performance of Co-based nanocatalysts in FT reaction

nanoparticles synthesized using the reversed microemulsion technique was found to be more uniform and exhibited narrow size range compared to those synthesized via the impregnation method (Trepanier et al., 2010). The more uniform cobalt clusters also resulted in a decrease in the CH₄ selectivity and increase in C₅⁺ selectivity due to effective

participation of olefins in the propagation of carbon chain. The CNTs support also served as a better support for Co nanoparticles compared to those of SiO₂ as indicated by the higher value of C₅₊ selectivity likely due to confinement of the Co nanoparticles inside the channels of the CNTs (Trepanier et al, 2010).

Catalyst	Preparation route	Particle size (nm)	X _{CO} (%)	S _{CH₄} (%)	S _{C₅₊} (%)	Reaction conditions
5%Fe/SiO ₂	Reverse microemulsion	-	1.5	27.5	10.1	250°C,1.01MPa (Heranz et al., 2006)
5%Fe/SiO ₂	Reverse microemulsion	5.2	11.1	18.2	-	260°C,4.0 MPa, (Hayashi et al., 2002)
5%Fe/SiO ₂	Impregnation	14.2	3.5	35.5	-	260°C,4.0 MPa, (Hayashi et al., 2002)
6% Fe/SiO ₂	Impregnation	8.6	54.0	57.0	20.7	250°C,0.1MPa (Tasfy, 2011)
6% Fe/SiO ₂	Precipitation	17	45.7	63.4	9.6	250°C,0.1MPa (Tasfy, 2011)

Table 2. Comparison of performance of Fe-based nanocatalysts in FT reaction

These results also show that the optimum size of Co nanoparticles is around 7.8 – 7.9 nm. Smaller Co nanoparticles which were obtained via other preparation routes were found to result in lower C₅₊ selectivity. SiO₂-supported Co nanocatalysts prepared via the strong electrostatic adsorption method resulted in higher C₅₊ selectivity than those obtained using the impregnation method when FT reaction was conducted at atmospheric pressure (Ling, 2011, Ali et al., 2011).

It has been reported that the iron nanocatalyst prepared via microemulsion exhibited high selectivity towards C₂₊ oxygenates (Hayashi et al, 2002). At the same Fe loading, the size of Fe nanoparticles prepared via impregnation was about three times larger than that of microemulsion which could have led to higher CH₄ production even when the reaction was carried out at 4 MPa pressure. As expected, the selectivity to CH₄ increased by decreasing the reaction pressure. The impregnated iron nanocatalyst exhibited better performance towards C₅₊ than that obtained from the microemulsion nanocatalyst. However, the microemulsion catalyst resulted in much lower CH₄ selectivity compared to that of the impregnated and precipitated Fe nanocatalysts. At atmospheric pressure, the Fe nanocatalyst prepared via impregnation resulted in lower CH₄ selectivity and higher C₅₊ selectivity compared to those obtained over the precipitated Fe nanocatalyst.

5. Conclusion and outlook

The average size and size distribution of the active metal nanoparticles namely, iron and cobalt, are influenced by the catalysts preparation route. Each preparation method has its own advantageous and disadvantageous. The impregnation method seems to be the simplest preparation route, unfortunately, it does not always produce small nanoparticles at narrow particle size distribution. The reverse microemulsion method has several advantageous

compared to the conventional impregnation method, as theoretically the size of the metal nanoparticles could be easily controlled through manipulation of the size of the microemulsion droplets by varying the water-to-surfactant ratio. These elegant nanoreactors, however do not always generate nanoparticles at the desired size range with good dispersion due to interaction with the catalysts support.

For the Co-based nanocatalyst, the reverse microemulsion technique was able to produce cobalt nanoparticles at 7.8 nm which showed good performance in terms of achieving high selectivity to C_5+ and low CH_4+ selectivity. More improvements are still required before the reverse microemulsion method can substitute the simpler, less elegant impregnation method.

6. Acknowledgment


The financial support provided by Ministry of Science, Technology and Innovation (E-Science Fund No: 03-02-02-SF0036), Ministry of Higher Education Malaysia (FRGS No: FRGS/2/2010/SG/UTP/02/3) and Universiti Teknologi PETRONAS (STIRF: 31/09.10) are acknowledged.

7. References

- AbdulRahman, N. (2010). Preparation of Nanocatalyst Using Reverse Microemulsion Method. *Postgraduate Symposium*, Malaysia, 2010
- Ali, S., Mohd Zabidi, N. A. & Subbarao, D. (2011). Synthesis and Characterization of Cobalt-Based Nanocatalysts: Effect of Supports, *Proceedings of the 2nd International Conference on Nanotechnology: Fundamentals and Applications*, No.381, pp.1-6, ISBN 978-0-9867183-0-4, Ottawa, Canada, July 27-29, 2011
- Bao, B., El-Halwagi, M. & Elbashir, N. O. (2010). Simulation, Integration, and Economic Analysis of Gas-to-Liquid Processes. *Fuel Processing Technology*, Vol.91, No.7, (February 2010), pp. 703-713, ISSN 0378-3820
- den Breejen, J.P., Sietsma, J.R.A., Friedrich, H., Bitter, J.H. & de Jong, K.P. (2010). Design of Supported Cobalt Catalysts with Maximum Activity for the Fischer-Tropsch Synthesis. *Journal of Catalysis*, Vol. 270, No.1, (March 2010), pp. 146-152, ISSN 0021-9517
- Eastoe, J., Hollamby M. & Hudson, L. (2006), Recent advances in Nanoparticle Synthesis with Reversed Micelles. *Advances in Colloid and Interface Science*, Vol. 128-130, (December 2006), pp. 5-15, ISSN 0001-8686
- Eriksson, S., Nylen, U., Rojas, S. & Boutonnet, M. (2004). Preparation of Catalysts from Microemulsions and Their Applications in Heterogeneous Catalysis. *Applied Catalysis A*, Vol. 265, No. 2, (July 2004), pp. 207-219, ISSN 0926-860X
- Fishcer, N., van Steen, E., Claeys, M. (2011), Preparation of Supported Nano-sized Cobalt Oxide and fcc Cobalt Crystallites. *Catalysis Today*, Vol. 171, No. 1, (August 2011), pp. 174-179, ISSN 0920-5861
- Hayashi, H., Chen, L. Z., Tago, T., Kishida, M. & Wakabayashi, K. (2002). Catalytic Properties of Fe/SiO₂ Catalysts Prepared using Microemulsion for CO Hydrogenation. *Applied Catalysis A*, Vol. 231, No.1-2, (May 2002), pp. 81-89, ISSN 0926-860X

- Heranz, T., Rojas, S. Perez-Alonso, F.J., Ojeda, M., Terreros, P. & Fierro, J. L .G. (2006). Carbon Oxide Hydrogenation over Silica-supported Iron-based Catalysts Influence of Preparation Route. *Applied Catalysis A*, Vol. 308, No.1, (May 2006), pp. 19-30, ISSN 0926-860X
- Hyeon T. (2003). Chemical Synthesis of Magnetic Nanoparticles. *Chemical Communications*, No. 8, (November 2002) pp. 927-934, ISSN 1359-7345
- Jiao, L. & Regalbuto, J. R. (2008). The Synthesis of Highly Dispersed Nobel and Base Metals on Silica Via Strong Electrostatic Adsorption: 1 Amorphous Silica. *Journal of Catalysis*, Vol. 260, No.2, (December 2008), pp. 329-341, ISSN 0021-9517
- Khodakov, A.Y., Chu, W. & Fongarland, P. (2007). Advances in the Development of Novel Cobalt Fischer-Tropsch Catalysts for Synthesis of Long-Chain Hydrocarbon and Clean Fuels. *Chemical Reviews*, Vol. 107, No.7, (July 2006), pp. 1692-1744, ISSN 1520-6890
- Ling, C.K., Synthesis and characterization of Co/SiO₂ prepared via strong electrostatic adsorption (SEA) method, *Postgraduate Symposium*, Malaysia, 2011
- Ling, C.K., Mohd Zabidi, N.A. & Mohan, C. (2011). Synthesis of Cobalt Nanoparticles on Silica Support using Strong Electrostatic Adsorption Method. *Journal Defect and Diffusion Forum*, Vol. 312-315, (April 2011), pp. 370-375, ISBN:978-3-03785-117-3
- Malik, M. A., Wani, M. Y., & Hashim, M, A. (2010). Microemulsion Method: A Novel Route to Synthesize Organic and Inorganic Nanomaterials. *Arabian Journal Chemistry (in Press: Corrected Proof)* (October 2010)
- Mohd Zabidi, N. A. (2010). Supported Nanoparticles for Fuel Synthesis, In: *Carbon and Oxide Nanostructures Synthesis, Characterisation and Applications, Advanced Structured Materials 5*, Yahya, N, pp. 245-262, Springer-Verlag, ISBN 978-3-642-14672-5, Heidelberg, Germany
- Moodley, D.J. (2008). On the Deactivation of Cobalt-based Fischer-Tropsch Synthesis Catalysts. *PhD Thesis*, Eindhoven University of Technology, The Netherlands.
- Prieto, G., Martinez, A., Concepcion, P. & Moreno-Tost, R. (2009). Cobalt Particle Size Effects in Fischer-Tropsch Synthesis: Structural and *in-situ* Spectroscopic Characterisation on Reverse Micelle-Synthesised Co/ITQ-2 Model Catalysts. *Journal of Catalysis*. Vol. 266, No. 1 (August 2009), 129-144, ISSN 0021-9517
- Saib, A.M., Borgna, A., J. van de Loosdrecht, A. van Berge, P.J., Geus, J.W. & Niemantsverdriet, J.W. (2006). Preparation and Characterisation of Spherical Co/SiO₂ Model Catalysts with Well-Defined Nano-sized Cobalt Crystallites and a Comparison of Their Stability Against Oxidation with Water. *Journal of Catalysis*, Vol. 239, No.2 (April 2006), pp. 326-339, ISSN 0021-9517
- Sarkar, A., Seth, D., Dozier, A.K., Neathery, J.K., Hamdeh, H.H. & Davis, B.H. (2007). Fischer-Tropsch Synthesis: Morphology, Phase Transformation and Particle Size Growth of Nano-scale Particles, *Catalysis Letter*, Vol. 117, No.1, (July 2007), pp. 1-17, ISSN 1572-879X
- Steynberg, A.P., Espinoza, R.L., Jager, B. & Vosloo, A.C. (1999). High Temperature Fischer-Tropsch Synthesis in Commercial Practice. *Applied Catalysis A*, Vol. 186, No. 1-2, (October 1999), pp. 41-54, ISSN 0926-860X
- Sun, S. & Zeng, H. (2002) Size-Controlled Synthesis of Magnetic Nanoparticles. *Journal of American Chemical Society*, Vol. 124, pp 8204-8205, ISSN 0002-7863

- Tasfy, S. H. (2011) Performance Characterization of Supported Iron Nanocatalyst in Fischer-Tropsch Reaction, *MSc Thesis*, Universiti Teknologi PETRONAS, Malaysia
- Trepanier, M., Dalai, A.K., Abatzoglou, N. (2010). Synthesis of CNT-supported Cobalt nanoparticle Catalysts using a Microemulsion Technique: Role of Nanoparticle size on Reducibility, Activity and Selectivity in Fischer-Tropsch reactions. *Applied Catalysis A*, Vol. 374, No.1-2, (February 2010), pp. 79-86, ISSN 0926-860X



Microemulsions - An Introduction to Properties and Applications

Edited by Dr. Reza Najjar

ISBN 978-953-51-0247-2

Hard cover, 250 pages

Publisher InTech

Published online 16, March, 2012

Published in print edition March, 2012

The rapidly increasing number of applications for microemulsions has kept this relatively old topic still at the top point of research themes. This book provides an assessment of some issues influencing the characteristics and performance of the microemulsions, as well as their main types of applications. In chapter 1 a short introduction about the background, various aspects and applications of microemulsions is given. In Part 2 some experimental and modeling investigations on microstructure and phase behavior of these systems have been discussed. The last two parts of book is devoted to discussion on different types of microemulsion's applications, namely, use in drug delivery, vaccines, oil industry, preparation of nanostructured polymeric, metallic and metal oxides materials for different applications.

How to reference

In order to correctly reference this scholarly work, feel free to copy and paste the following:

N.A. Mohd Zabidi (2012). Synthesis of Nanocatalysts via Reverse Microemulsion Route for Fischer-Tropsch Reactions, Microemulsions - An Introduction to Properties and Applications, Dr. Reza Najjar (Ed.), ISBN: 978-953-51-0247-2, InTech, Available from: <http://www.intechopen.com/books/microemulsions-an-introduction-to-properties-and-applications/synthesis-of-nanocatalysts-via-reverse-microemulsion-route-for-fischer-tropsch-reactions>

INTECH
open science | open minds

InTech Europe

University Campus STeP Ri
Slavka Krautzeka 83/A
51000 Rijeka, Croatia
Phone: +385 (51) 770 447
Fax: +385 (51) 686 166
www.intechopen.com

InTech China

Unit 405, Office Block, Hotel Equatorial Shanghai
No.65, Yan An Road (West), Shanghai, 200040, China
中国上海市延安西路65号上海国际贵都大饭店办公楼405单元
Phone: +86-21-62489820
Fax: +86-21-62489821

© 2012 The Author(s). Licensee IntechOpen. This is an open access article distributed under the terms of the [Creative Commons Attribution 3.0 License](https://creativecommons.org/licenses/by/3.0/), which permits unrestricted use, distribution, and reproduction in any medium, provided the original work is properly cited.

IntechOpen

IntechOpen