

# We are IntechOpen, the world's leading publisher of Open Access books Built by scientists, for scientists

6,900

Open access books available

186,000

International authors and editors

200M

Downloads

Our authors are among the

154

Countries delivered to

TOP 1%

most cited scientists

12.2%

Contributors from top 500 universities



WEB OF SCIENCE™

Selection of our books indexed in the Book Citation Index  
in Web of Science™ Core Collection (BKCI)

Interested in publishing with us?  
Contact [book.department@intechopen.com](mailto:book.department@intechopen.com)

Numbers displayed above are based on latest data collected.  
For more information visit [www.intechopen.com](http://www.intechopen.com)



# Numerical Analysis of the Effect of Inhomogeneous Pre-Mixture on Pressure Rise Rate in HCCI Engine by Using Multi-Zone Chemical Kinetics

Ock Taeck Lim<sup>1</sup> and Norimasa Iida<sup>2</sup>

<sup>1</sup>University of Ulsan,

<sup>2</sup>Keio University,

<sup>1</sup>Republic of Korea

<sup>2</sup>Japan

## 1. Introduction

In HCCI, a premixed air/fuel mixture is inhaled to the combustion chamber and ignited by adiabatic compression. The HCCI engine, which is using the bulk combustion, is promising concept of the high efficient and low emission engine. However, power produced in HCCI engine is limited by knocking cause of excessive heat release and pressure rise at local area in condition of high load. Therefore, the main investigation of the HCCI is avoiding knocking problem to be able to operate at a high load. Delaying the combustion angle and stratifying temperature or concentration of fuel resulting in dispersion of combustion timing is the well-known effective method. In this study, effect of the pressure increase rate in combustion chamber by stratified temperature and fuel concentration of pre mixture according to fuel characteristic was investigated. Numerical analysis in chemical reaction was conducted for investigating an emission property.

## 2. Experimental method

In this paper, DME(Di-Methyle Ether) and Methane were used as a fuel. The Numerical analysis was conducted for the purpose of investigating that fuel or temperature stratification effect on pressure rise rate and emission using the multi-zone code with detailed chemical kinetics. DME has two stages of heat reaction which is called HTR(High Temperature Reaction) and LTR(Low Temperature Reaction). In case of DME, proportion of LTR is more than those of HTR. It is known that the more DME concentration make heat release increase during the LTR. Due to those facts, existing of DME fuel stratification in combustion chamber is expected to contribute reduction of gas pressure rise rate because heat release difference in local area during LTR causes stratification of temperature before the HTR which makes combustion duration extend. On the other hand, Methane has only 1 stage heat release and self-ignition temperature is high. The detailed specifications of the test engine are presented in Table 1. The hermetic gas is used for calculation duration from

Process	Only 1 Compression & Expansion
Bore X Stroke	112mm X 115mm
Displacement	1132cc
Length of Conrod	205mm
Crank Radius	57.5mm
Intake Valve Close Timing	ATDC-132
Exhaust Valve Open Timing	ATDC-132
Compression Ratio	8.0(DME)/21.6(Methane)

Table 1. Engine specifications

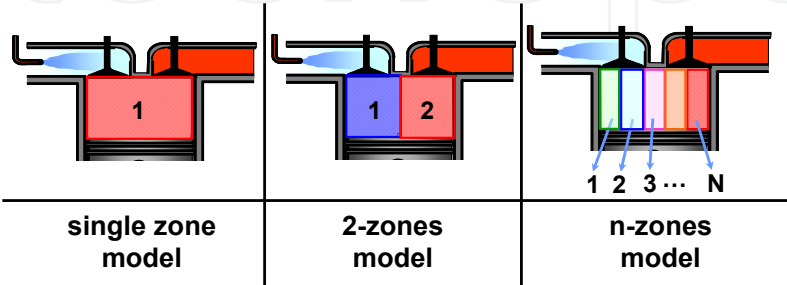


Fig. 1. Concept of multi-zone model

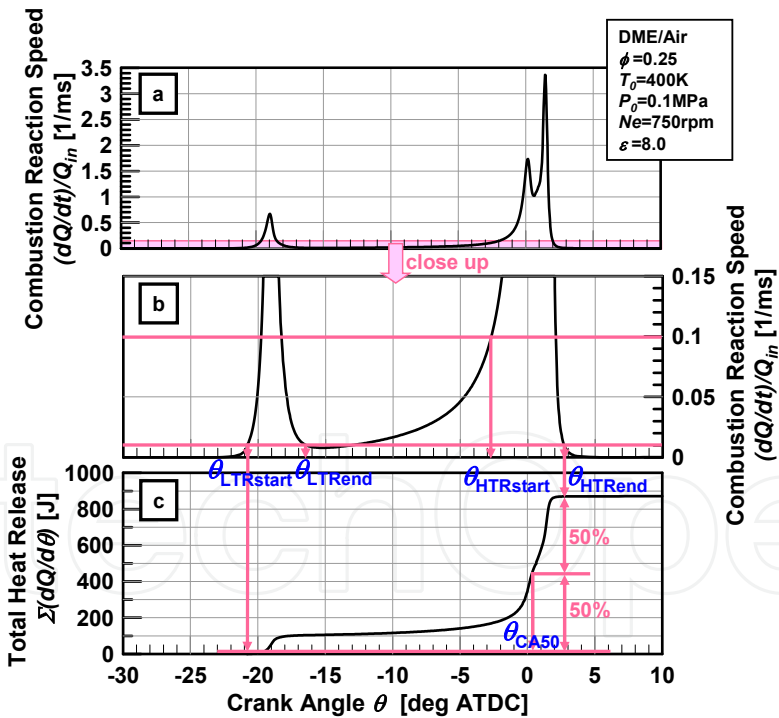


Fig. 2. Definitions of LTR start, LTR end, HTR start, HTR end and 50% heat release timing

the time that intake valve closed to the time that exhaust valve opened. As a calculation code, both CHEMKIN-II(5) and SENKIN(6) which is developed by Sandia National Laboratory is adjusted and then used. Curran for reaction of DME model, GRI-Mech3.0 for reaction of Methane model and Zeldvich for NO<sub>x</sub> model are used. The calculation is conducted following consumption. Heat loss and residual gas was neglected. All the

chemical gases were considered to be ideal gas and mass of pre mixture is assumed to be conservative. Multi-zone model is able to make stratification of temperature and fuel concentration in combustion chamber by changing the gas temperature and equivalent ratio before each of zones are compressed. Shown in Fig. 1, each zone model that is equally gas temperature and homogenous chemical species is 0-dimension. Between the each zone, there is not chemical species and heat transfer but pressure is constant. The definition of CA50, start and end timing of both LTR and HTR are shown in Fig. 2 Shown in Fig. 2(a)(b), the combustion reaction velocity( $(dQ/dt)/Q_{in}$ ) was defined as rate of heat production divided by quantity of heat into the 1 cycle. Fig. 2(c) shows the integral hysteresis of heat production. The integral value of heat production rate from the LTR start to HTR end is consider 100% and then CA50 is defined 50% of heat production timing.

3. Analytical method

3.1 The effect of thermal stratification in pre mixture gas for reducing pressure rise rate

The calculation condition of equal equivalent ratio ( $\Phi=0.25$ ) and initial temperature  $T_0 = 380K$ (Zone1),  $T_1 = 420K$ (Zone2) using the DME/air and Methane/air is shown in Fig. 3, 4. The volumetric rate is changed to equalize the heat quantity into the each zone during 1 cycle. Gas pressure in combustion chamber, temperature and heat release rate in each of the zone by using the DME with fuel is shown in Fig. 5. Magnified LTR and HTR shown in

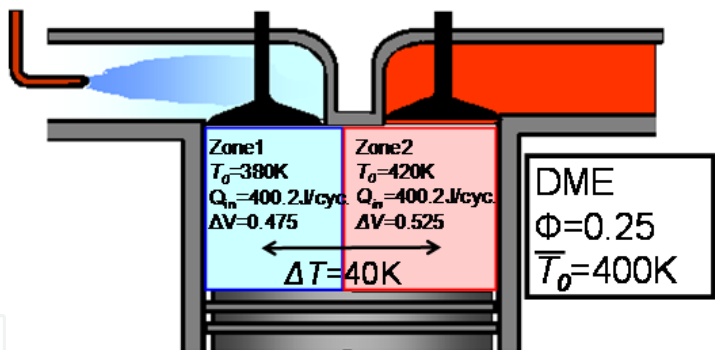


Fig. 3. Calculation condition (DME, Thermal stratification, 2-zones)

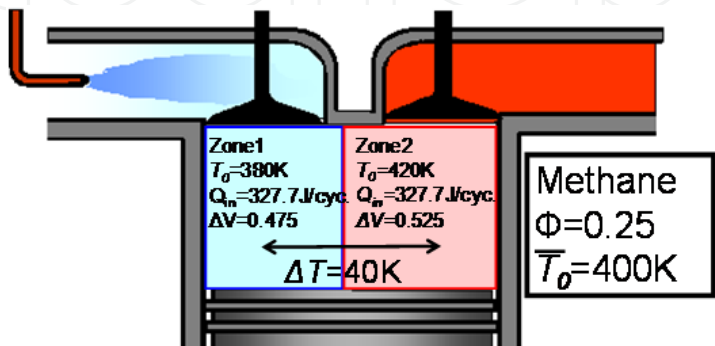


Fig. 4. Calculation condition (Methane, Thermal stratification, 2-zones)

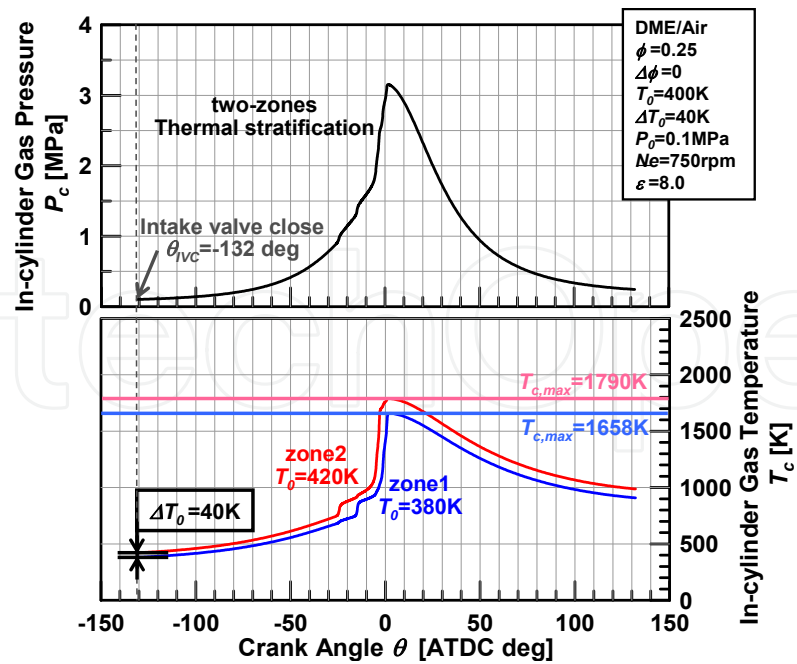


Fig. 5. Histories of in-cylinder gas pressure, in-cylinder gas temperature

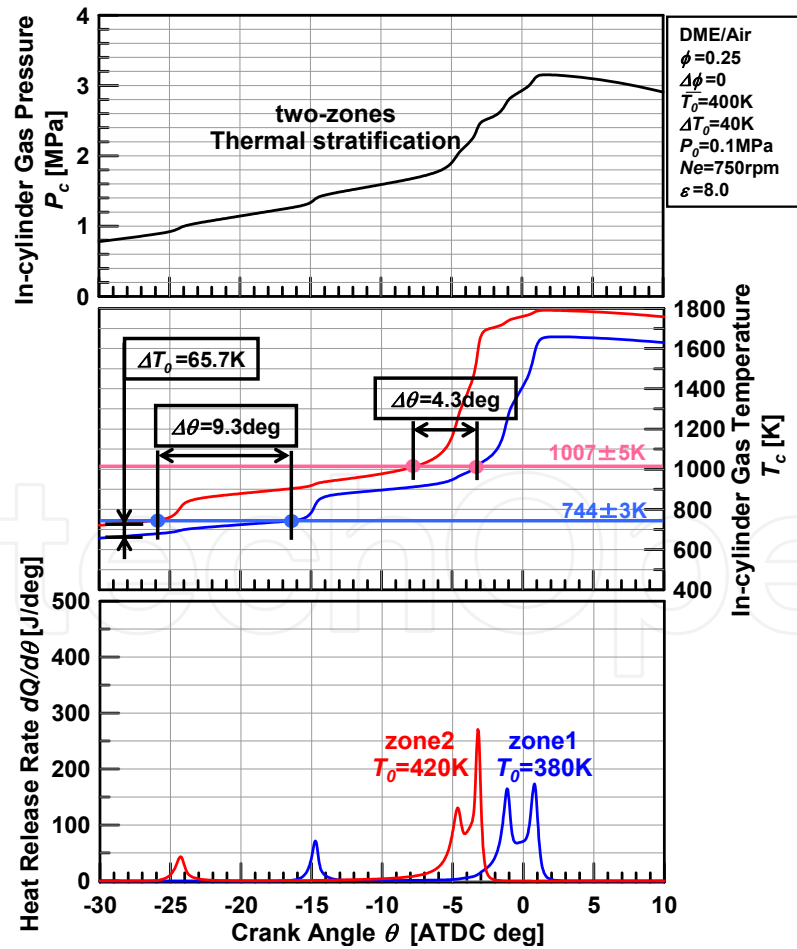


Fig. 6. Histories of in-cylinder gas pressure, in-cylinder gas temperature and heat release rate (DME, Thermal stratification, 2-zones)

Figure 6. First one is the graph of gas pressure in combustion chamber. Second and third one represent temperature and rat of heat release at each of the zone. LTR start temperature, HTR start temperature is almost constant as  $744\pm3\text{K}$ ,  $1007\pm5\text{K}$ . Before LTR start, gas temperature difference in combustion chamber which is almost same as  $40\text{K}$  according to piston rising is changed  $65.7\text{K}$  before LTR start at zone 2. Because LTR start temperature is almost constant, LTR start is earlier about  $9.3\text{ deg}$  at zone 2 than zone 1. Temperature difference between zone1 and zone2 is constant after LTR start so that HTR start is earlier about  $4.3\text{ deg}$  than zone1. Also, using the fuel as a Methane, gas pressure in combustion chamber, temperature and heat release rate in each zone is shown in Fig. 7. The temperature of HTR start is  $1177\pm 3\text{K}$ . Zone 2 with higher temperature than zone1, HTR start is earlier about  $4.5\text{deg}$  than zone 1 before the compression stroke by using the Methane as a fuel.

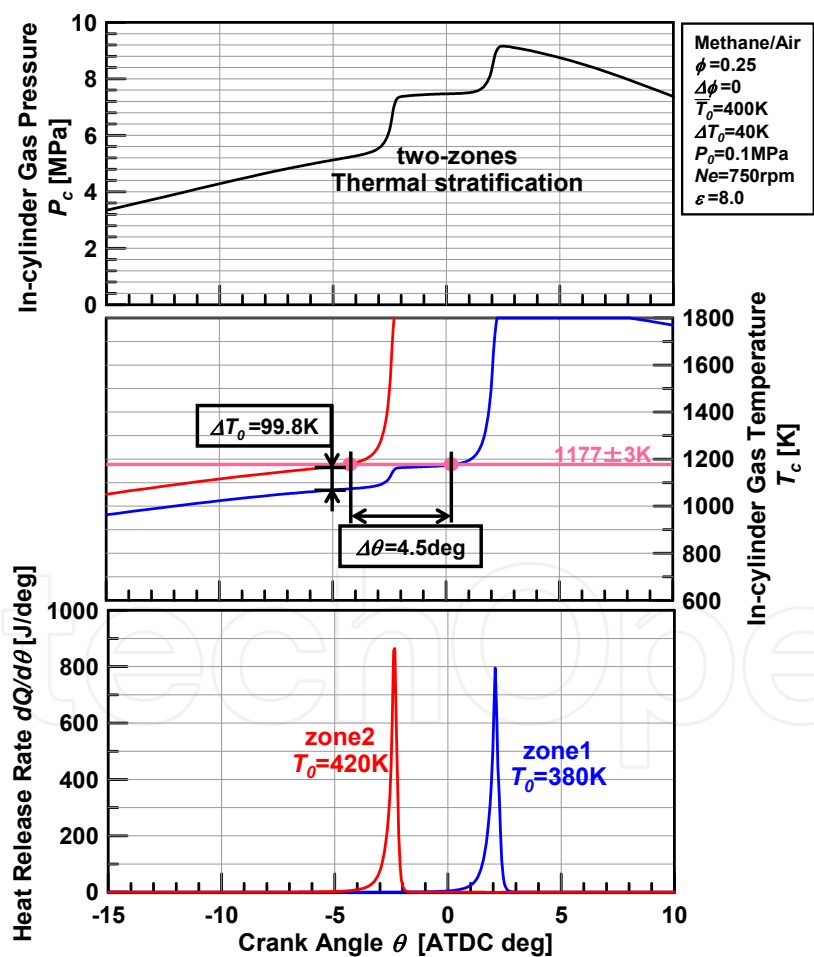


Fig. 7. Histories of in-cylinder gas pressure, in-cylinder gas temperature and heat release rate (Methane, Thermal stratification, 2-zones)

3.2 The effect of fuel stratification in pre mixture gas for reducing pressure rise rate

At the beginning of compression, the average gas temperature ( $T_0 = 400\text{K}$ ) is assumed. The calculation condition is shown in Fig. 8, 9 that is  $\Phi = 0.17(\text{zone1})$   $\Phi = 0.47(\text{zone2})$  in each of the zone using the Methane or DME. Gas pressure in combustion chamber, gas temperature and rate of heat release in each of zone are shown in Fig. 10. Magnified graph was shown in Fig. 11. Temperature of LTR start and HTR start is  $747\pm 3\text{ K}$ ,  $1009\pm 1$ . Temperature difference in combustion chamber is getting bigger according to piston rising before the LTR start due to difference of specific heat caused by equivalent ratio and temperature rising rate. Temperature difference before the compression stroke is changed from  $0\text{K}$  to  $17.3\text{K}$  before LTR start in zone1. LTR start is earlier at zone 2 about  $2.3\text{deg}$ . However, Large amount of heat release during LTR in higher equivalent ration zone make trace of gas temperature be reversed in zone2 when LTR end. Due to gas temperature reversing, HTR start is earlier about  $2.3\text{ deg}$  in zone 2 than zone1. Gas pressure in combustion chamber, gas temperature and heat release rate in each of the zone is shown in Fig. 12. HTR start temperature is  $1163\pm 11\text{ K}$ . Similar with DME, the Methane gas temperature difference in combustion chamber is getting big according to piston rising. However, Methane doesn't have LTR but 1 stage of heat release. So it can be expected HTR start in zone2 is later than zone 1 about  $3.1$  because of lean concentration of zone 1.

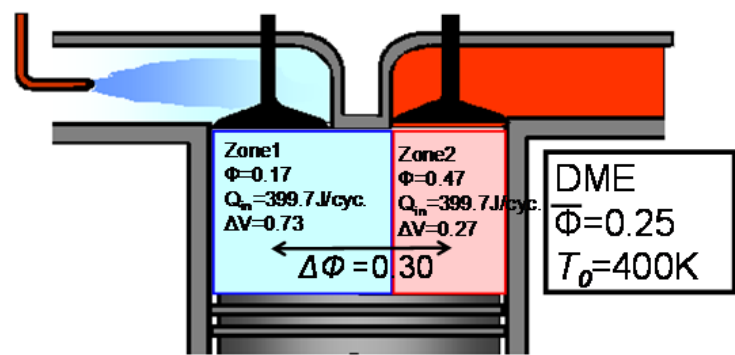


Fig. 8. Calculation condition (DME, Fuel stratification, 2-zones)

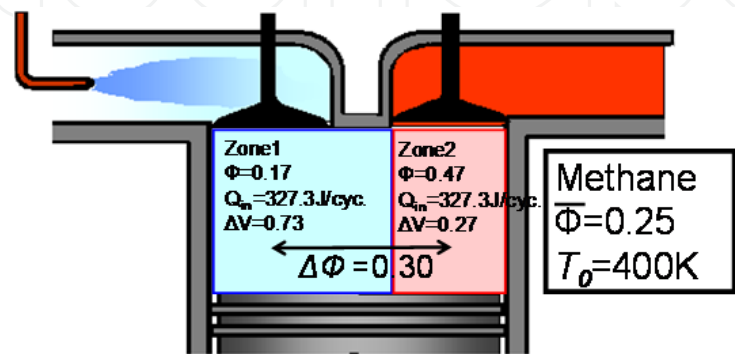


Fig. 9. Calculation condition (Methane, Fuel stratification, 2-zones)

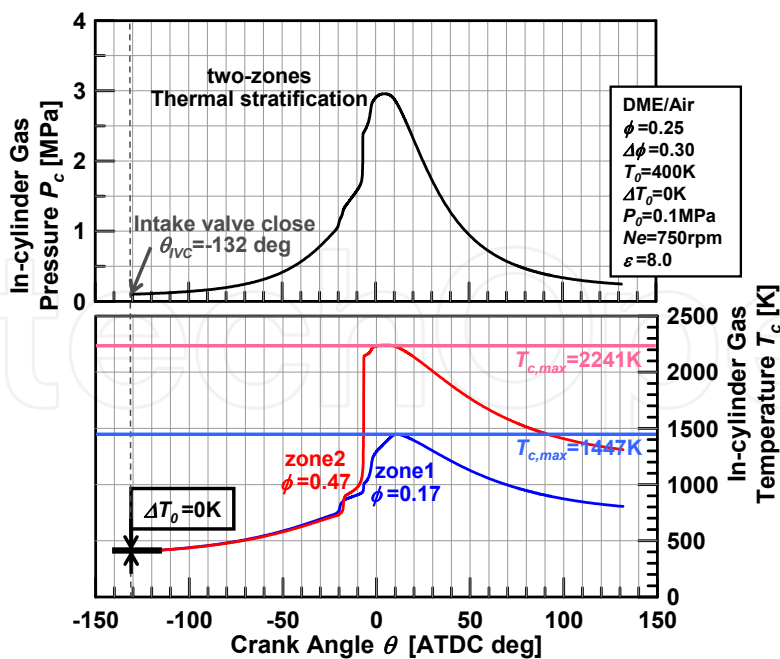


Fig. 10. Histories of in-cylinder gas pressure and in-cylinder gas temperature (DME, Fuel stratification, 2-zones)

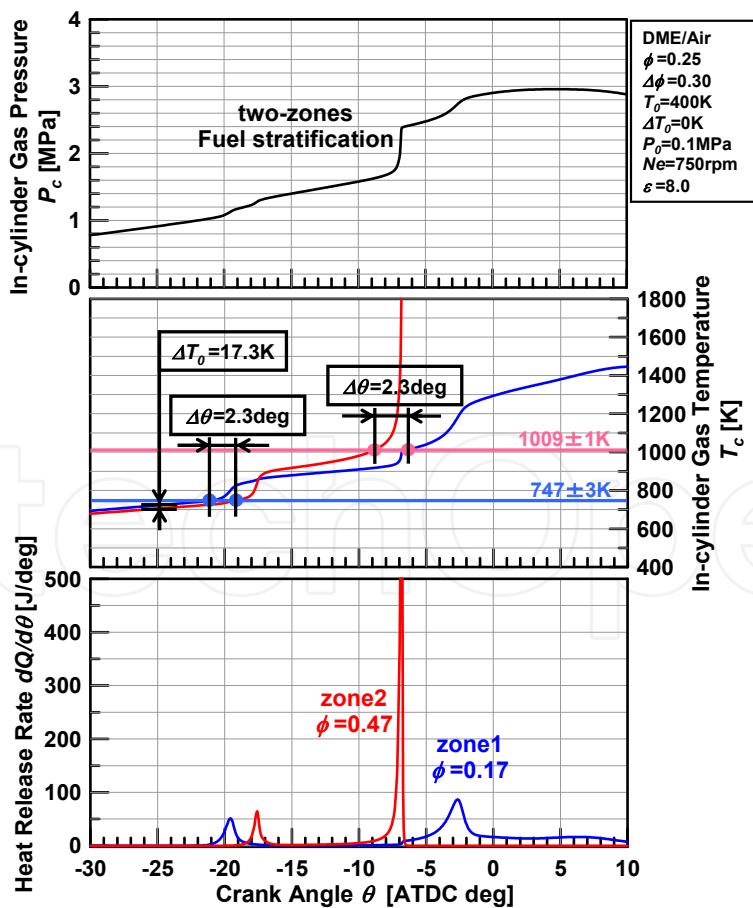


Fig. 11. Histories of in-cylinder gas pressure, in-cylinder gas temperature and heat release rate (DME, Fuel stratification, 2-zones)

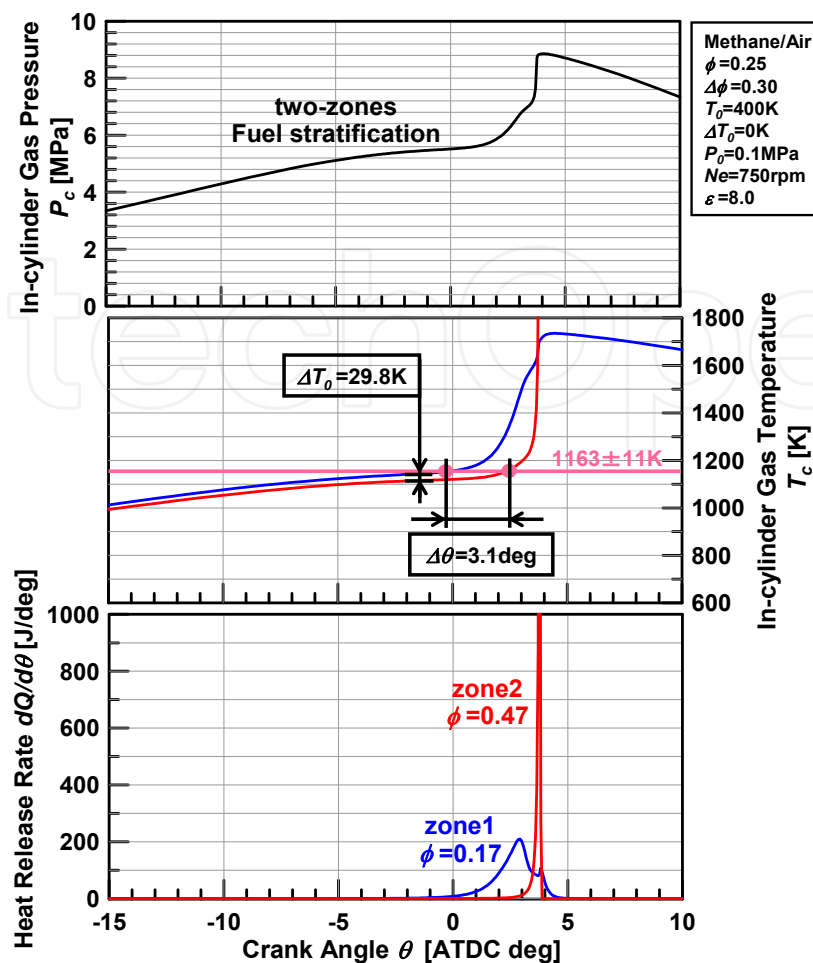


Fig. 12. Histories of in-cylinder gas pressure, in-cylinder gas temperature and heat release rate (Methane, Fuel stratification, 2-zones)

## 4. Results and discussion

### 4.1 Analysis of reducing maximum pressure rising rate effect and emission feature by multi-zone

Based on result of 2-zone model, reducing gas pressure rate, heat release and emission is investigated in combustion chamber when there is more temperature and fuel distribution by using the numerical analysis at 5 model-zone to expand and vary the stratification. Using the DME and Methane, the relation between CA50% and maximum pressure rise rate is shown in Fig.13-16 in condition of average equivalent ratio ( $\phi=0.25$ ) and changing the average temperature before the compression from  $T_0=300\text{K}$  to  $T_0=500\text{K}$ . In terms of temperature stratification, 5K average pre mixed gas temperature difference was given between each zone before compression and computation calculation was conducted in condition of  $T_0=20\text{K}$  and  $T_0=40\text{K}$  between highest and lowest zone. On the other hand, in terms of concentration stratification, average equivalent ratio ( $\phi=0.25$ ) is set up and computation calculation was conducted in condition of  $\Delta\phi=0.10$  and  $\Delta\phi=0.30$  between highest and lowest zone. Afterward, this result is compared with condition of equal temperature and concentration of pre-mixture gas. Comparing the result of temperature difference and concentration in pre-mixed gas, without any relation on amount of

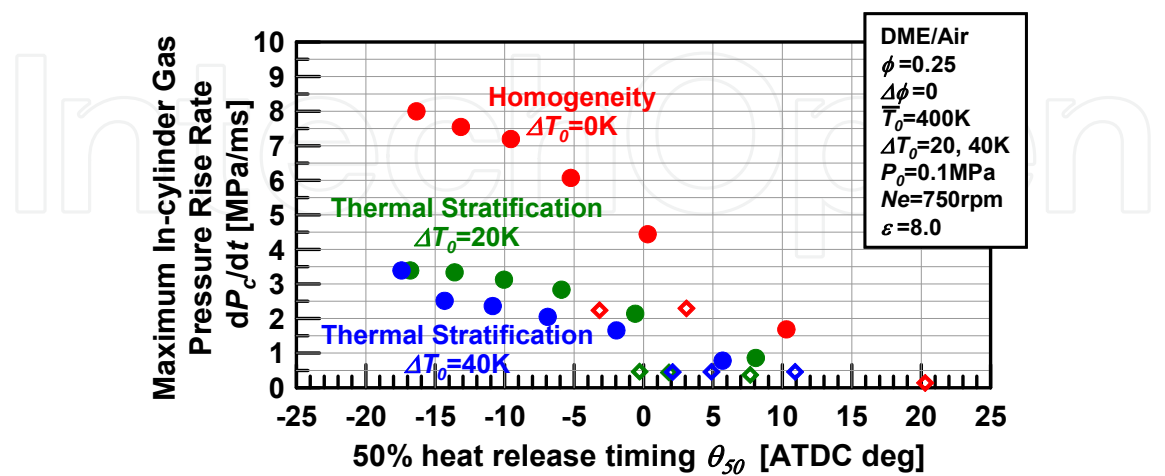


Fig. 13. 50% heat release timing and maximum in-cylinder gas pressure rise rate (DME, Thermal stratification, 5-zone)

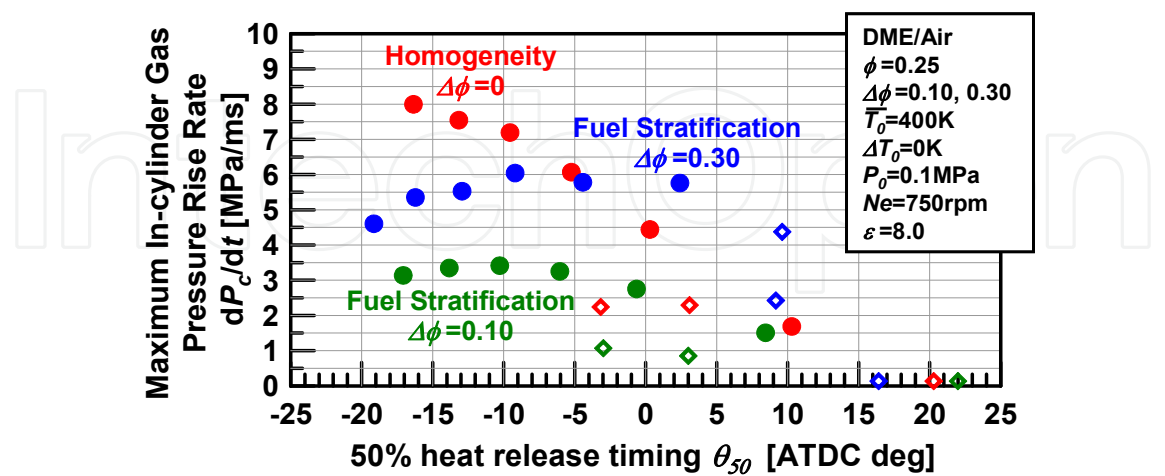


Fig. 14. 50% heat release timing and maximum in-cylinder gas pressure rise rate (DME, Fuel stratification, 5-zone)

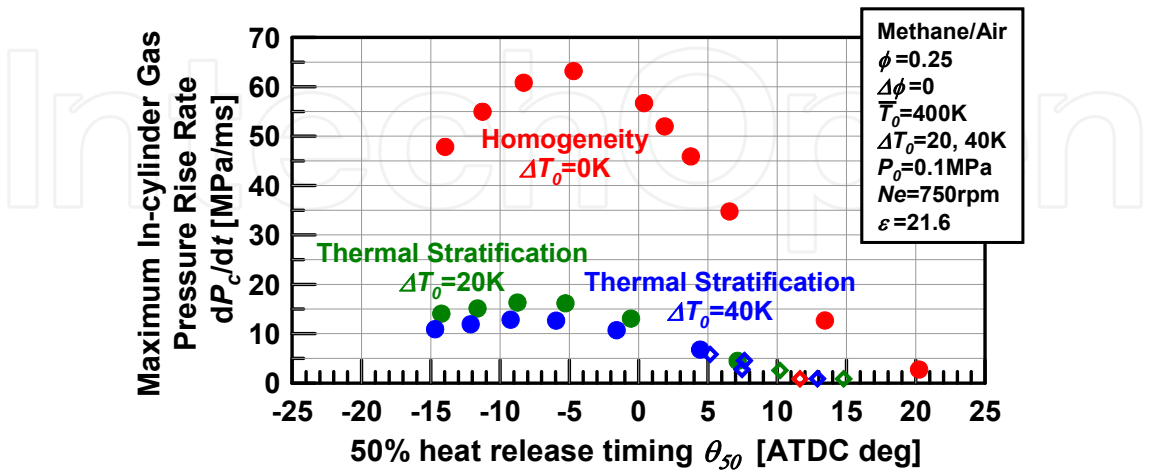


Fig. 15. 50% heat release timing and maximum in-cylinder gas pressure rise rate (Methane, Thermal stratification, 5-zone)

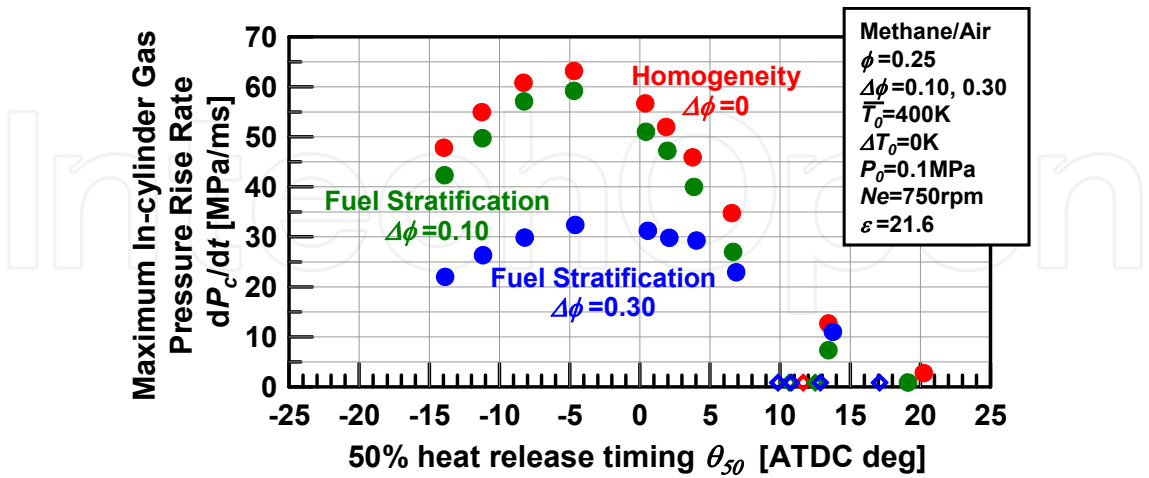


Fig. 16. 50% heat release timing and maximum in-cylinder gas pressure rise rate (Methane, Fuel stratification, 5-zone)

temperature difference, the maximum pressure rise rate is reduced below 50% beside homogeneous pre-mixed gas. The reduce rate is getting big, temperature difference is more. Its decrease rate is changed in a rage of concentration largely although the maximum pressure rise rate is reduced compared with homogenous pre-mixed gas when there is density difference. The rage of concentration which obtained reducing maximum pressure rise rate result is different comparing between DME and Methane. It can be expected that obtained result is different between DME and methane. The reason is that temperature difference by the piston compression before the LTR is disappeared and gas temperature trace is reversed at LTR end due to LTR existing in DME. In condition of 400K gas average temperature before the compression ( $T_0$ ), NOx, CO concentration in emission, combustion efficiency and maximum temperature in combustion chamber is shown in Fig. 17-20. The effect of temperature and concentration stratification on the emission characteristic was discussed by comparing pre-mixed gas with stratified temperature and concentration condition and equal temperature and concentration condition as  $T_0=400K$ , equivalent ratio=0.25. Concentration of CO is increased bellow 1500K maximum temperature and NOx concentration is increased above 2100K. NOx and CO in emission gas concentration is almost same comparing the equal pre-mixed gas because maximum temperature is between 1500K and 2100K in each zone using DME and Methane existing temperature stratification in pre-mixed gas. NOx, CO concentration is getting big comparing with equal pre-mixed gas in emission gas because maximum temperature is above 2100K with high equivalent ratio in condition of concentration stratification.

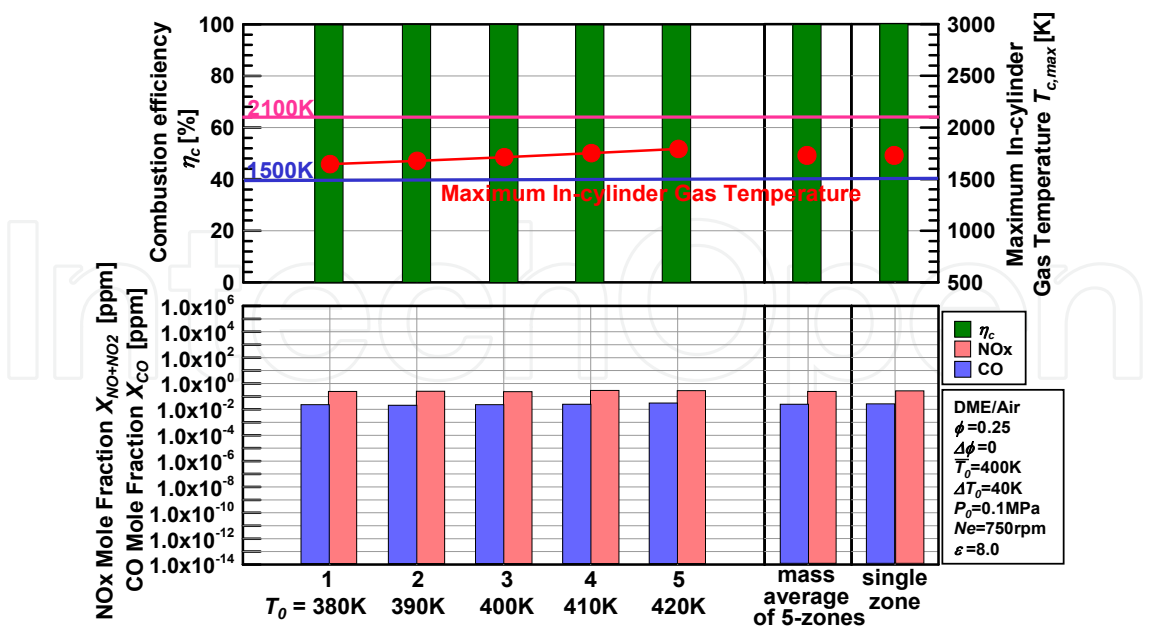


Fig. 17. CO and NOx mole fraction in exhaust gas, combustion efficiency and maximum in-cylinder gas temperature (DME, Thermal stratification, 5-zones)

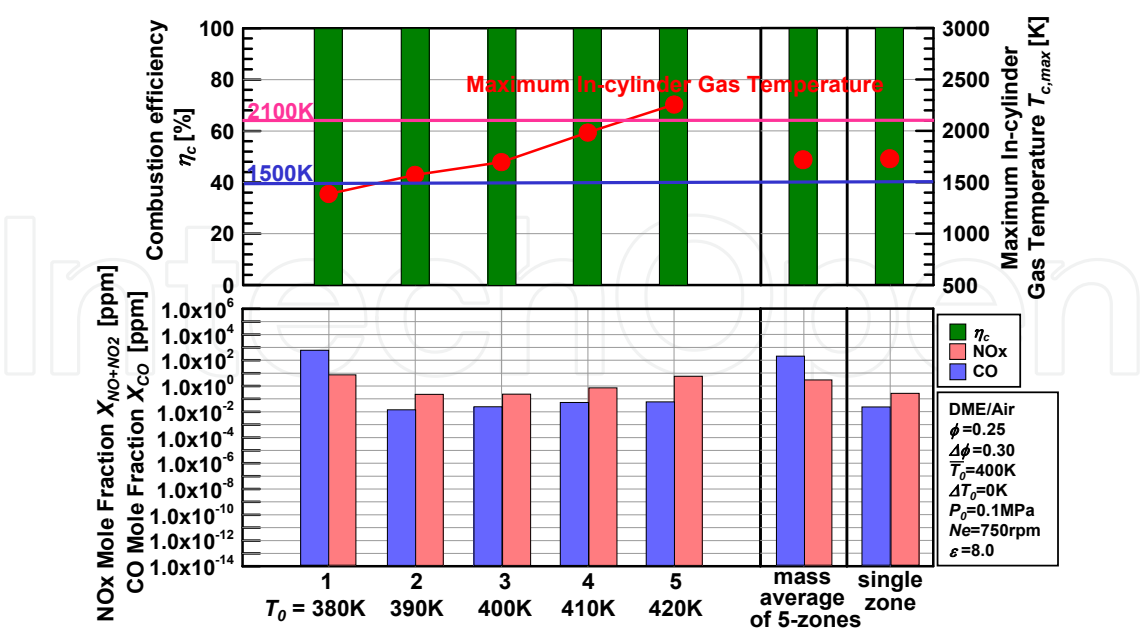


Fig. 18. CO and NOx mole fraction in exhaust gas, combustion efficiency and maximum in-cylinder gas temperature (DME, Fuel stratification, 5-zones)

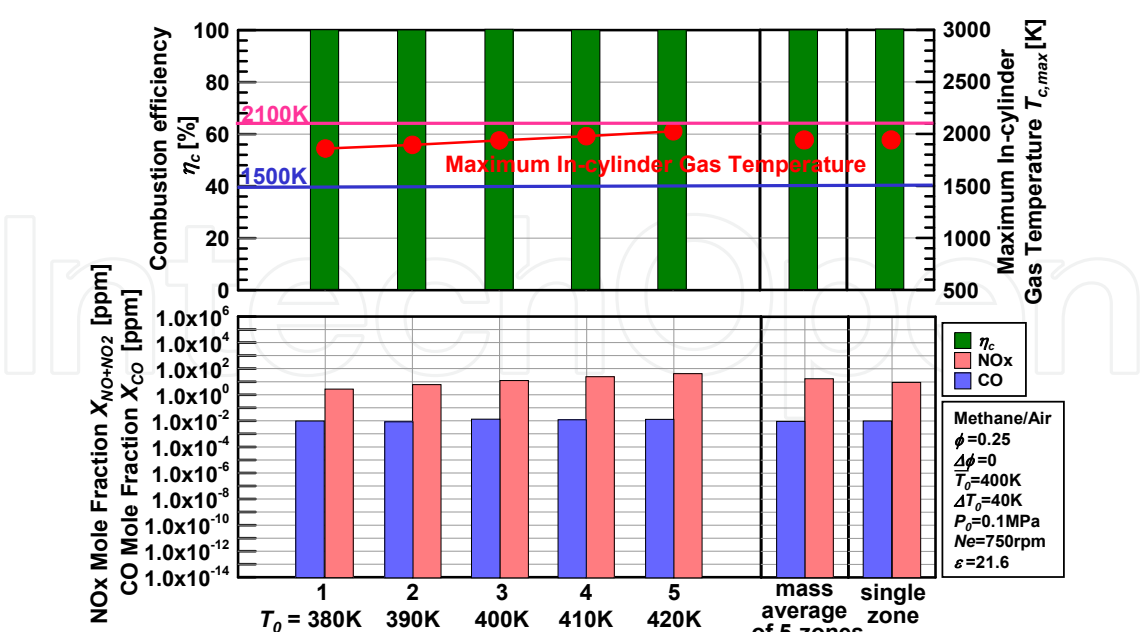


Fig. 19. CO and NOx mole fraction in exhaust gas, combustion efficiency and maximum in-cylinder gas temperature (Methane, Thermal stratification, 5-zones)

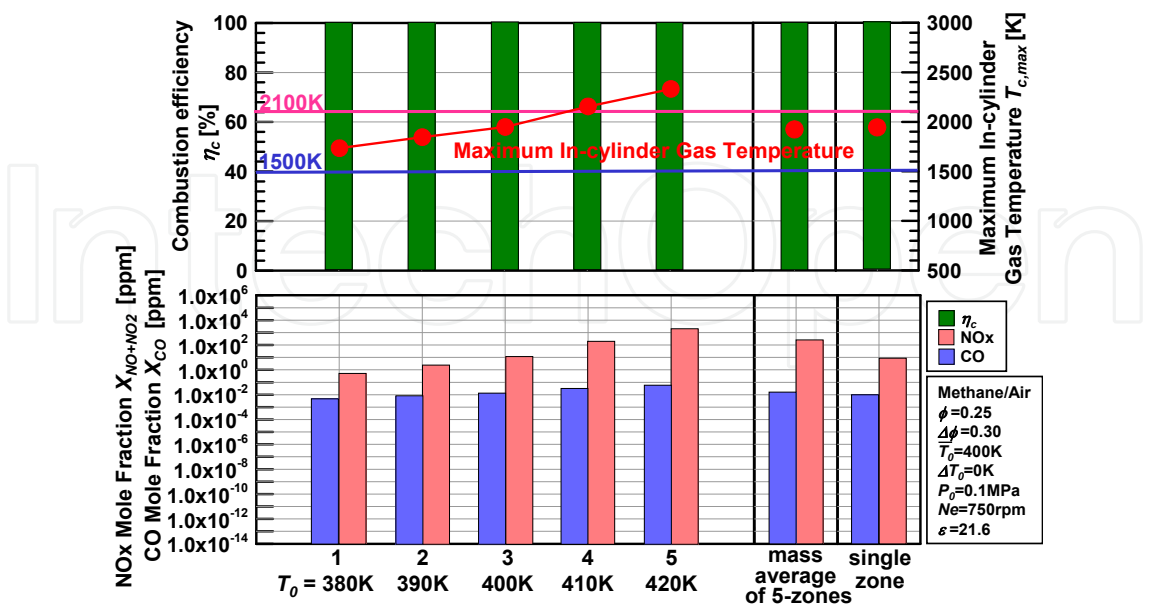


Fig. 20. CO and NOx mole fraction in exhaust gas, combustion efficiency and maximum in-cylinder gas temperature (Methane, Fuel stratification, 5-zones)


5. Conclusion

Chemical reaction numerical computation was conducted by giving a temperature or concentration stratification to pre-mixture. The reducing pressure rise rate effect is investigated by temperature and concentration stratification in pre-mixture. Choosing the DME and Methane that heat release characteristic is different, using the detailed reaction scheme and conducting numerical computation in multi-zone, following knowledge is affordable.

1. In condition of stratified temperature pre-mixture, temperature difference of the combustion chamber is expanded by piston compression. LTR or HTR occur earlier at the zone that gas temperature is higher.
2. In condition of stratified fuel pre-mixture, temperature difference of the combustion chamber is occurred. LTR is occurred earlier in the zone which is lower concentration beside HTR is opposite.
3. In condition of stratified temperature and concentration, maximum pressure rise rate is decreased largely as compared with equal condition. Especially, maximum pressure rise rate is reduced restricting NOx, CO emission amount in condition of stratified temperature which is same as equal condition.
4. Concentrate stratification control is needed to operate the engine between 1500K and 2100K in condition of stratified concentration in pre-mixture.
5. Optimized succeeding investigation what temperature and concentration of stratification is most efficient is needed to reduce both maximum pressure rise rate and emission together efficiently

## 6. References

- Yamashita, D. Kweon, S. Sato, S. & Iida, N. (2005). The Study on Auto-ignition and Combustion Process of the fuel Blended with Methane and DME in HCCI Engines, *Transaction of JSAE*, Vol.36, No.6, pp85-90
- Sjoberg, M. John E. D. & Cernansky, N. P. (2005). Potential of Thermal Stratification and Combustion Retard for Reducing Pressure-Rise Rates in HCCI Engines, Based on Multi-Zone Modeling and Experiments, *SAE*, SAE paper 2005-01-0113
- Kwon, O. & Lim O. (2009). Effect of the Boost Pressure on Thermal Stratification on HCCI Engine using multi-zone modeling. *Trans. of the KSME (B)* Vol.33, No.3(accepted)
- Kumano K. & Iida, N. (2004). Analysis of the Effect of Charge Inhomogeneity on HCCI Combustion by Chemiluminescence Measurement, *SAE* paper 2004-01-1902
- Luz A.E. Rupley F. & Miller J.A. (1989). CHEMKIN-II: A FORTRAN Chemical Kinetics Package for the Analysis of Gas-Phase Chemical Kinetics. *Sandia National Laboratories Report*, SAND89-8009B
- Luz A.E. Kee R.J. & Miller J.A. (1988). SENKIN: A FORTRAN Program for Predicting Homogeneous Gas Phase Chemical Kinetics With Sensitivity Analysis, *Sandia National Laboratories Report*, SAND87-8248
- Curran, H.J. Pitz, W.J. Westbrook, C.K. Dagaut, P.B. Boettner, J-C & Cathonnet, M. (1998). A Wide Range Modeling Study of Dimethyl Ether Oxidation, *International Journal Chemical Kinetics*, 30-3, 229-241
- GRI-Mech3.0, [http://www.me.berkeley.edu/gri\\_mech](http://www.me.berkeley.edu/gri_mech)



## **Chemical Kinetics**

Edited by Dr Vivek Patel

ISBN 978-953-51-0132-1

Hard cover, 344 pages

**Publisher** InTech

**Published online** 29, February, 2012

**Published in print edition** February, 2012

Chemical Kinetics relates to the rates of chemical reactions and factors such as concentration and temperature, which affects the rates of chemical reactions. Such studies are important in providing essential evidence as to the mechanisms of chemical processes. The book is designed to help the reader, particularly students and researchers of physical science, understand the chemical kinetics mechanics and chemical reactions. The selection of topics addressed and the examples, tables and graphs used to illustrate them are governed, to a large extent, by the fact that this book is aimed primarily at physical science (mainly chemistry) technologists. Undoubtedly, this book contains "must read" materials for students, engineers, and researchers working in the chemistry and chemical kinetics area. This book provides valuable insight into the mechanisms and chemical reactions. It is written in concise, self-explanatory and informative manner by a world class scientists in the field.

### **How to reference**

In order to correctly reference this scholarly work, feel free to copy and paste the following:

Ock Taeck Lim and Norimasa Iida (2012). Numerical Analysis of the Effect of Inhomogeneous Pre-Mixture on Pressure Rise Rate in HCCI Engine by Using Multi-Zone Chemical Kinetics, Chemical Kinetics, Dr Vivek Patel (Ed.), ISBN: 978-953-51-0132-1, InTech, Available from: <http://www.intechopen.com/books/chemical-kinetics/numerical-analysis-of-the-effect-of-inhomogeneous-pre-mixture-on-pressure-rise-rate-in-hcci-engine-b>

**INTECH**  
open science | open minds

### **InTech Europe**

University Campus STeP Ri  
Slavka Krautzeka 83/A  
51000 Rijeka, Croatia  
Phone: +385 (51) 770 447  
Fax: +385 (51) 686 166  
[www.intechopen.com](http://www.intechopen.com)

### **InTech China**

Unit 405, Office Block, Hotel Equatorial Shanghai  
No.65, Yan An Road (West), Shanghai, 200040, China  
中国上海市延安西路65号上海国际贵都大饭店办公楼405单元  
Phone: +86-21-62489820  
Fax: +86-21-62489821

© 2012 The Author(s). Licensee IntechOpen. This is an open access article distributed under the terms of the [Creative Commons Attribution 3.0 License](#), which permits unrestricted use, distribution, and reproduction in any medium, provided the original work is properly cited.

IntechOpen

IntechOpen