

# We are IntechOpen, the world's leading publisher of Open Access books Built by scientists, for scientists

6,900

Open access books available

185,000

International authors and editors

200M

Downloads

Our authors are among the

154

Countries delivered to

TOP 1%

most cited scientists

12.2%

Contributors from top 500 universities



WEB OF SCIENCE™

Selection of our books indexed in the Book Citation Index  
in Web of Science™ Core Collection (BKCI)

Interested in publishing with us?  
Contact [book.department@intechopen.com](mailto:book.department@intechopen.com)

Numbers displayed above are based on latest data collected.  
For more information visit [www.intechopen.com](http://www.intechopen.com)



# Thermal Anomaly and Strength of Atotsugawa Fault, Central Japan, Inferred from Fission-Track Thermochronology

Ryuji Yamada<sup>1</sup> and Kazuo Mizoguchi<sup>2</sup>

<sup>1</sup>*National Research Institute for Earth Science and Disaster Prevention*

<sup>2</sup>*Central Research Institute of Electric Power Industry  
Japan*

## 1. Introduction

Frictional slip induces temperature rise in a fault zone. Abundant frictional heat during an earthquake sometimes produces melt of rocks (i.e. pseudotachylyte; e.g., Sibson, 1975). The amount of heat production along faults provides the essential information to investigate frictional strength of the faults that characterizes the earthquake generation processes. Lachenbruch and Sass (1980) first estimated the coefficient of friction of the San Andreas Fault to be 0.1-0.2 from the measurement of surface heat flow along the fault. Kano et al. (2006) found a temperature rise of  $\sim 0.06$  °C measured in a borehole drilled across the Chelungpu fault six years after the 1999 Chi-Chi, Taiwan earthquake associated with this fault. They found that very low coefficient of friction of 0.04-0.08 can explain the heat anomaly along the Chelungpu fault. The above observations along the natural faults have suggested a very low friction level compared with that of 0.6-0.8 evaluated in laboratory rock friction experiments (Byerlee, 1978).

Fission-track (FT) thermochronology is an effective method to detect heat anomaly caused by past faulting (e.g., Scholz et al., 1979; Camacho et al., 2001; Murakami et al., 2002; Murakami and Tagami, 2004; Yamada et al., 2007a). In order to constrain the frictional properties of faults, d'Alessio et al. (2003) measured apatite FT ages and lengths for samples adjacent to and within the San Gabriel fault zone that is thought to be an abandoned major trace of the San Andreas Fault system active from 13 to 4 Ma. They found no evidence of a localized thermal anomaly in FT data even in samples within just 2 cm of the ultracataclasite, and concluded that either there has never been an earthquake with  $> 4$  m of slip at this locality, or the average apparent coefficient of friction is  $< 0.4$  based on the modelling of heat generation and transport.

In this paper, we estimate the frictional strength of the Atotsugawa fault, central Japan, using the method similar to that used by d'Alessio et al. (2003). In the Atotsugawa fault, Yamada et al. (2009) performed FT thermochronologic analysis at an outcrop without visible pseudotachylyte layers, and revealed a thermal anomaly at a several cm thick gouge whose apatite age is significantly younger than those of other samples in the vicinity. Assuming that the thermal anomaly is caused by frictional heating during a single earthquake, the frictional coefficient and the ancient depth of gouge samples are evaluated by the thermal

modelling to satisfy the constraints given by the FT thermochronological data with respect to the geometry and alignment of the gouges in the outcrop.

## 2. Fission-track thermochronology in Atotsugawa fault zone

The Atotsugawa fault is a right-lateral strike-slip one with a strike of N60°E and almost vertical dip, located in the Hida metamorphic belt, central Japan (Fig. 1). From the trenching surveys, a number of historical large earthquakes were detected along the Atotsugawa fault; the most recent one is the 1858 Hietsu earthquake. The estimate of the magnitude ranges 7.0 (Usami, 1987), 7.3 (Matsu'ura et al., 2006) and 7.9 (Doke and Takeuchi, 2009). Geographical Survey Institute, Japan (GSI; 1997) reported a creeping slip with a rate of 1.5 mm/yr in the central section of the fault.

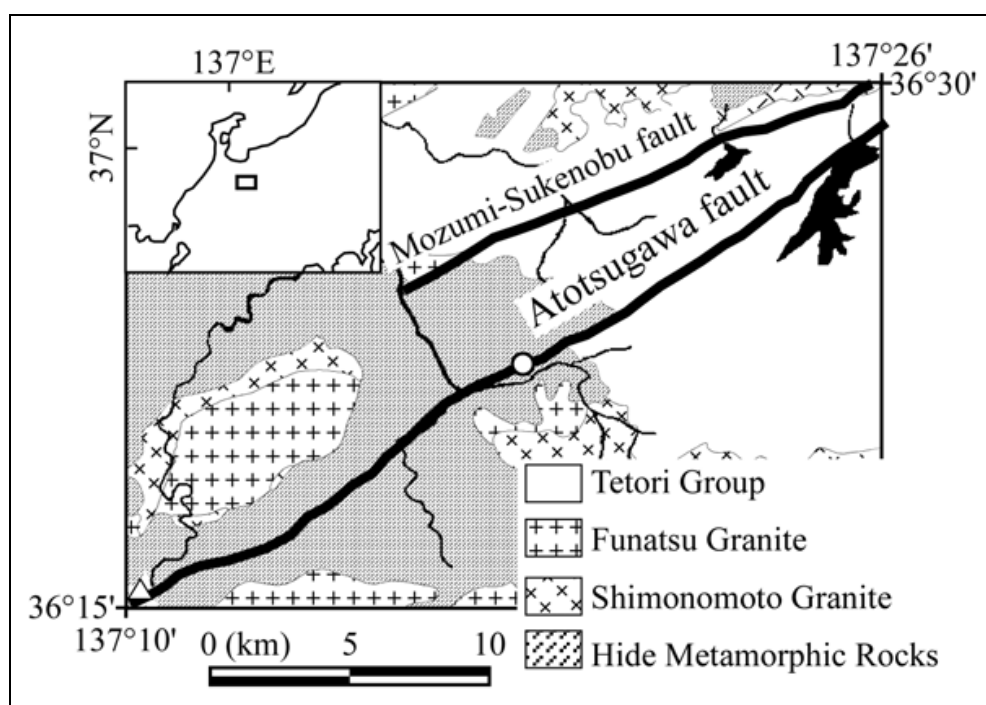


Fig. 1. Distribution of active fault around the Atotsugawa fault. An open circle (centre) and an open triangle (bottom left) symbols indicate the locations of an outcrop and a reference site of R2 in Fig. 2, respectively

In the creeping section, Yamada et al. (2009) performed FT thermochronologic analysis by measuring ages of apatite and zircon grains separated from gouges and fractured rocks at six fracture zones within a 15 m-wide fault zone without visible pseudotachylite layers (Fig. 2a). This fault zone consists of six fault gouges (name, thickness; gouge-1, 10 cm; gouge-2, 8-20 cm; gouge-3, 8-25 cm; gouge-4, 10 cm; gouge-5, 10-30 cm; gouge-6, 20 cm). FT ages of zircon (c. 120-150 Ma) and apatite (c. 44-60 Ma) for samples except "gouge-1" agree well with emplacement ages for the Funatsu granitic rocks that intruded the Hida Belt (Matsuda et al., 1998). The discordance in zircon and apatite FT ages is interpreted to reflect the rock cooling due to the regional uplift and associated erosion. A thermal anomaly was identified at the gouge sample of "gouge-1" that showed an exceptionally young apatite age ( $32.1 \pm 3.2$  Ma,  $1\sigma$ ) with a unimodal FT length distribution, although its zircon age ( $121 \pm 6$  Ma,  $1\sigma$ ) was well concordant with other samples (Fig. 2b; after Yamada et al., 2009). The creeping slip

observed in the central section of the Atotsugawa fault (GSI, 1997) could be a possible source for this heat anomaly. Such a low slip rate of 1.5 mm/yr, however, causes much smaller increase in temperature ( $< 20\text{ }^{\circ}\text{C}$ ; d'Alessio et al., 2003) in the fault zone. This disagreement can therefore be attributed to the secondary heating induced by frictional slip during an associated earthquake, and the young apatite age possibly gives a younger limit of the initiation of the activity in the Hida Belt.

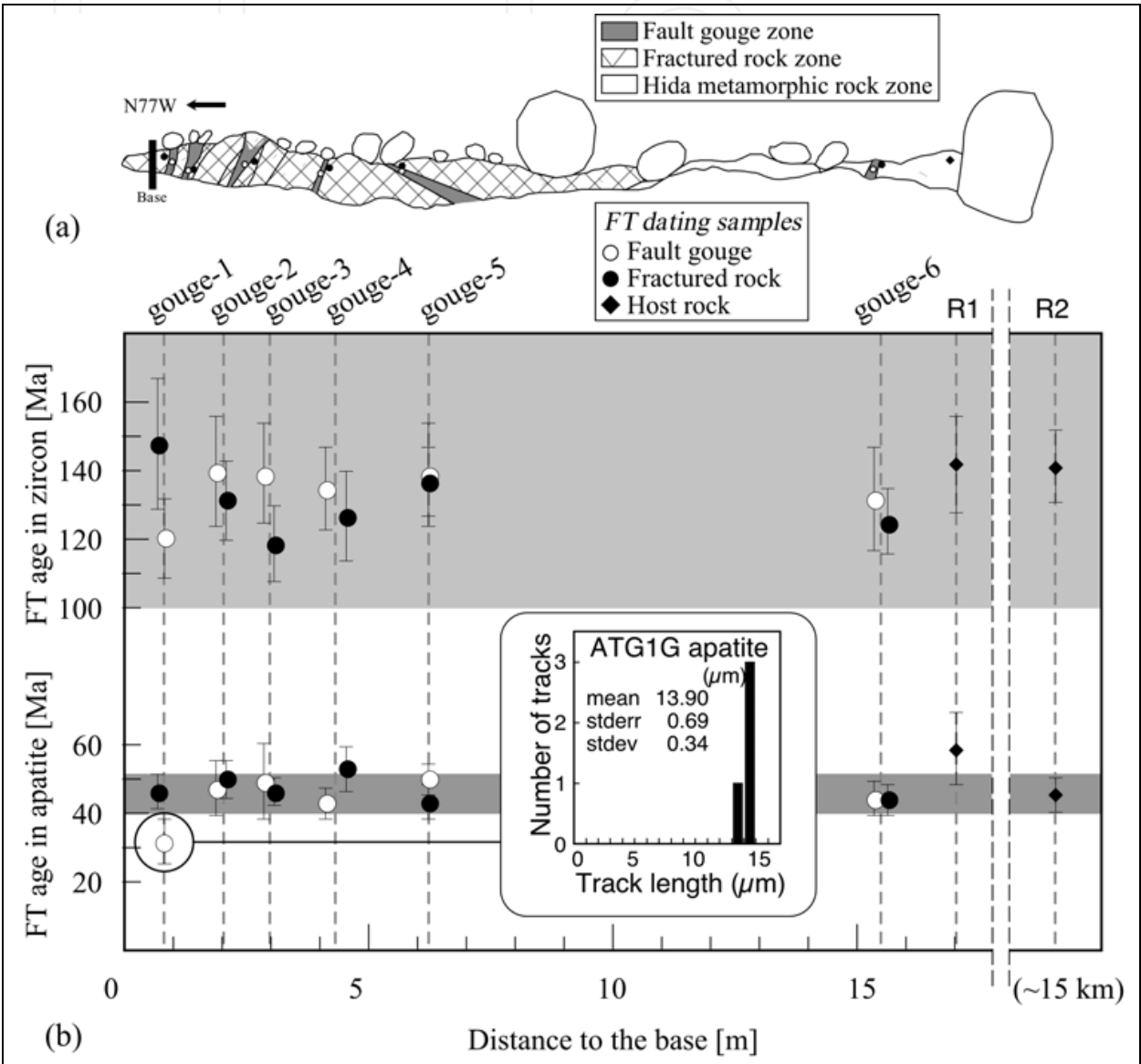


Fig. 2. (a) Sketch of the outcrop of the Atotsugawa fault zone and (b) fission-track age variation in apatite (lower) and zircon (upper) across the outcrop (after Yamada et al., 2009). Open circle, solid circle and square symbols indicate data of fault gouge, fractured rock and host Hida metamorphic rock, respectively. Dashed lines indicate locations of the fault gouge zones. Two reference samples of R1 and R2 (an open triangle in Fig. 1) were also collected where no fractures were observed. Length distribution of apatite FTs for sample ATG1G is also shown. Shaded bands behind the plot indicate the apatite and zircon FT age distributions of the granitic rocks that intrude into the Hida Belt (Matsuda et al. 1998). Error bars show  $2\sigma$  uncertainty in age

### 3. Thermal modelling associated with frictional heating and estimation of frictional strength

In order to estimate the frictional strength of the Atotsugawa fault based on the FT thermochronological data, we modelled the temporal change in the temperature in and out of the "gouge-1" where an exceptionally young apatite age was found (Yamada et al., 2009). The FT data and the geometry of the occurrence of gouges in the outcrop indicate that the apatite FT age in the 10 cm thick "gouge-1" zone was thermally reset but that in the fractured rock 10 cm apart from "gouge-1" was not. Therefore, the model space for the thermal modelling is composed of a central slip zone of 10 cm thickness and the surrounding rock zone of 10 m thickness with a homogeneous temperature distribution at a certain depth in the initial state (Fig. 3). It is assumed that a single fault slip occurs at a constant rate and all of the frictional work converts into heat. One-dimensional heat transfer model is used to describe the heat diffusion into the surrounding zone at a direction normal to the slip zone. The effect of thermal diffusion by fluid flow is not considered because hydraulic properties of the Atotsugawa fault zone at depth have not yet been investigated.

The equation of thermal diffusion with frictional heat source term for the slip zone is given by

$$\rho_r \cdot C_p \frac{\partial T}{\partial t} = \left( \frac{V \cdot \mu \cdot \sigma_n}{W_c} \right) + \kappa \frac{\partial^2 T}{\partial x^2} \quad (1)$$

where  $T$  is temperature,  $t$  is the lapse time after a slip occurs,  $V$  is the slip rate of the fault,  $\mu$  is the coefficient of friction,  $\sigma_n$  is the effective normal stress on the fault,  $C_p$  is the heat capacity of rock,  $W_c$  is the width of a slip zone,  $k$  is the thermal conductivity of rock,  $\rho_r$  is the density of rock, and  $x$  is the distance normal to the fault from the centre of the slip zone. The effective normal stress  $\sigma_n$  is equivalent to the effective overburden pressure given by  $(\rho_r - \rho_w) \cdot H \cdot g$ , where  $\rho_w$  is the density of water,  $H$  is depth and  $g$  is gravity. For the surrounding zone, Equation (1) without the heat source term (i.e., the first term in the right hand side) is used.

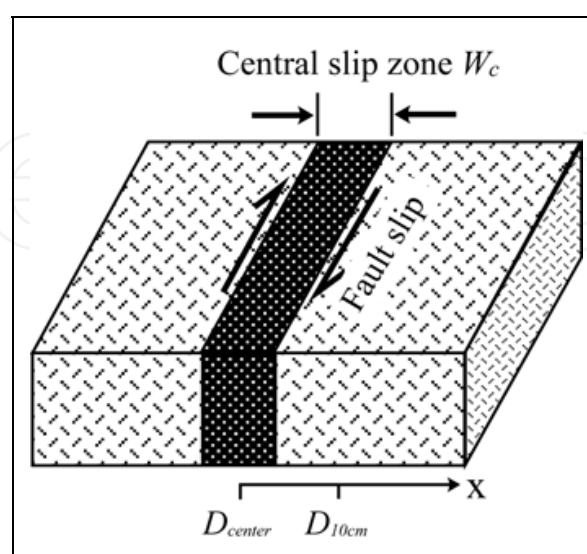


Fig. 3. Fault model for thermal calculation associated with frictional heating. Distance is measured from the centre of the fault

|                           |   |
|---------------------------|---|
| Rock density              | 2600 kg m <sup>-3</sup>                 |
| Rock heat capacity        | 1000 J kg <sup>-1</sup> K <sup>-1</sup> |
| Rock thermal conductivity | 3.0 W m <sup>-1</sup> K <sup>-1</sup>   |
| Water density             | 1000 kg m <sup>-3</sup>                 |

Table 1. Parameters used for thermal calculations

Constants of typical physical properties of rocks are used in the thermal modelling as shown in Table 1 (c.f., Schön, 1996).  $W_c$  is set as 10 cm that is equivalent to the thickness of the “gouge-1”. The initial temperature at a certain depth  $H$  is obtained from a geothermal gradient of 30 °C/km (typical value for the upper crust in Japan; e.g., Tanaka et al., 1999) multiplied by  $H$  plus a surface temperature of 20 °C, and the temperature distribution over the fault zone is assumed to be uniform. The boundary condition of the temperature at the edge of the model space is fixed at the initial value. Total slip of 5 m long is given for this fault system because the estimate of the magnitude of the associated earthquake ranges from 7.0 to 7.9 (Usami, 1987; Matsu'ura et al., 2006; Doke and Takeuchi, 2009) that corresponds to the total slip of the order of 1-10 m, based on the empirical relationship between the fault displacement and the magnitude (Matsuda, 1975).  $V$  is set at 1 m/s (e.g., Heaton, 1990) and therefore the slip duration is 5 sec. Considering the closure temperature of apatite FT ( $100 \pm 20$  °C; e.g., Wagner and Van den Haute 1992),  $H$  should be shallower than 3 km which corresponds to the environment temperature of 110 °C, and therefore restricted to the three cases of 1, 2 and 3 km for the modelling assuming a geothermal gradient of 30°C/km (e.g., Tanaka et al, 1999).

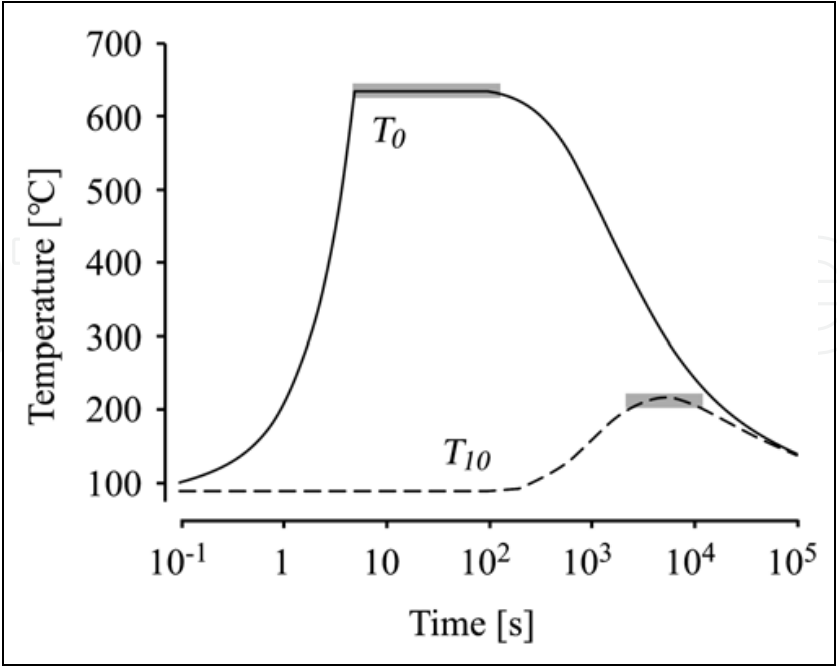


Fig. 4. Temperatures at the centre of the fault ( $T_0$ , solid line) and at 10 cm apart from the centre ( $T_{10}$ , dashed line) are plotted as a function of time since a slip occurs



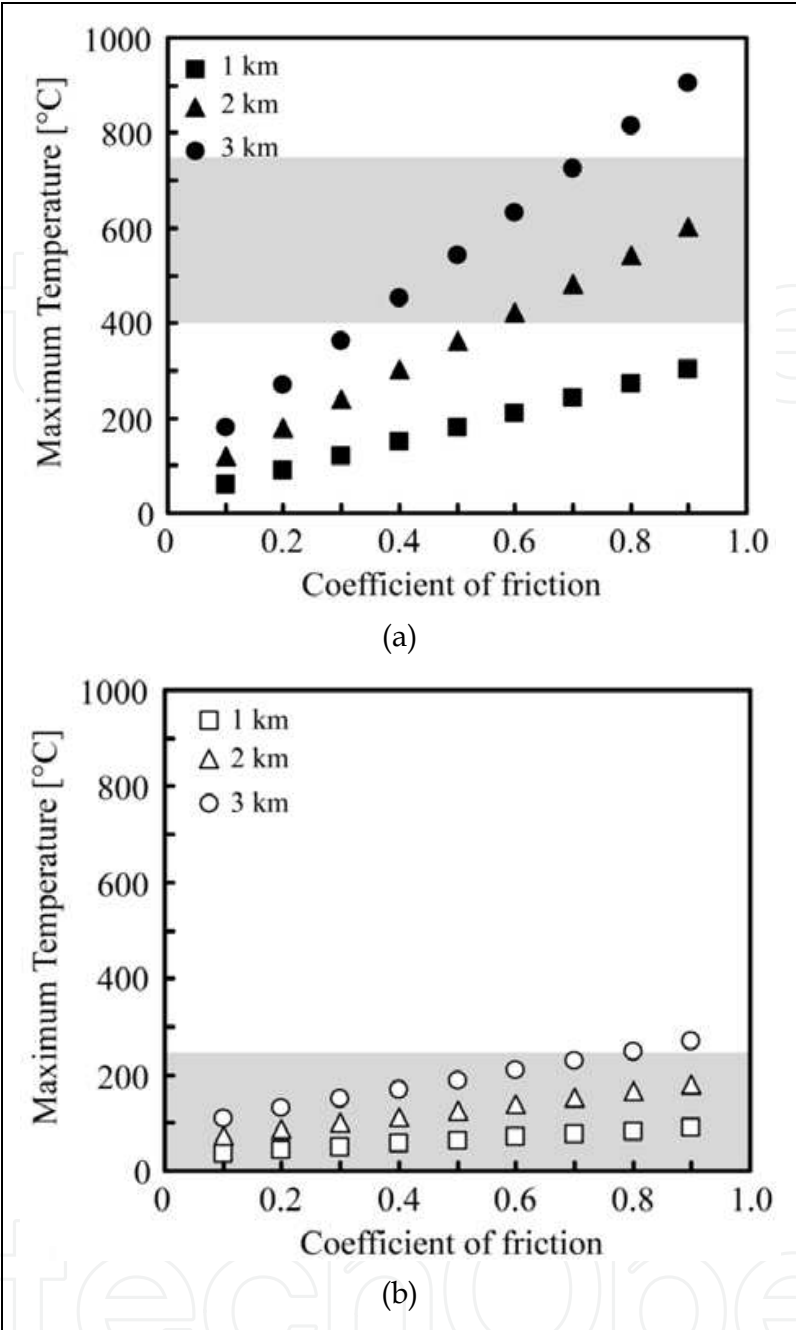


Fig. 5. Maximum temperature at the centre of the fault ( $T_0$ ; a) and at the location 10 cm apart from the centre ( $T_{10}$ ; b) during an earthquake are plotted as a function of friction coefficient of 0.1 ~ 0.9 in cases of depth from 1 to 3 km. Square, triangle and circle symbols denote the data at 1, 2 and 3 km, respectively. Shaded areas in (a) and (b) indicate ranges of  $T_0$  (upper) and  $T_{10}$  (lower) inferred from apatite and zircon FT thermochronological analyses, respectively

Calculation results of the temporal change in temperature at the two locations of  $x = 0$  cm ( $D_0$ ) and  $x = 10$  cm ( $D_{10}$ ) for the combination of  $\mu$  (0.6) and  $H$  (3 km) parameters are shown as representative cases in Fig. 4. These locations are chosen to approximate the positions of the "gouge-1" and a surrounding rock sample, respectively. For any combinations of  $\mu$  and  $H$  parameters, the time during which the temperature in a specific location is maintained at its maximum is almost invariant. The temperatures at  $D_0$  and  $D_{10}$  are preserved at the

maximums of  $T_0$  and  $T_{10}$  (named  $T_{max0}$  and  $T_{max10}$ ) for the order of  $\sim 10^2$  sec and  $\sim 10^4$  sec, as indicated by shaded bands in Fig. 4, respectively. Fig. 5 shows the variations of  $T_{max0}$  and  $T_{max10}$  for the combinations of  $\mu$  (0.1-0.9) and  $H$  (1-3 km) parameters.

Whether FTs in apatite and zircon are annealed or not depends on the temperature and duration of heating. Assuming that the frictional heat caused by an associated single palaeo-earthquake event was responsible for the thermochronologic difference between the "gouge-1" and other samples, calculation results above indicate that the effective heating duration for the samples at  $D_0$  and  $D_{10}$  at  $T_{max0}$  and  $T_{max10}$  are estimated as the order of  $\sim 10^2$  sec and  $\sim 10^4$  sec, respectively. Note that the effective heating time is significantly longer than the slip duration, and that FTs in minerals in the distance to the frictional centre are not necessary annealed instantly due to the frictional slip event. The estimates of heating durations and the kinetic relation of time-dependent FT annealing temperature of apatite and zircon (Laslett and Galbraith, 1996; Yamada et al., 2007b) give the following constraints on the  $T_{max0}$  and  $T_{max10}$  at the secondary heating event (Yamada et al., 2009). For the  $D_0$  sample, the fact that apatite FT age was totally reset although zircon FT age was not indicates that  $T_{max0}$  is in the range of 400°C to 750°C (for the heating duration of  $\sim 10^2$  sec). For the  $D_{max10}$  sample, the fact that both apatite and zircon FT ages were not reset indicates that  $T_{max10}$  does not exceed 250 °C (for  $\sim 10^4$  sec). These constraints on  $T_{max0}$  and  $T_{max10}$  are satisfied with the limited cases of  $\mu > 0.6$  for  $H = 2$  km, and  $0.4 < \mu < 0.7$  for  $H = 3$  km, shown as shaded areas in Fig. 5.

#### 4. Discussion

The effect of the pore water is not taken into account in the modelling above. If the pore water exists at the "gouge-1" zone, the temperature will be less than that in the dry condition calculated above, because the pore pressure decreases the stress applied on the fault and the frictional heat is diffused by fluid flow. Therefore, the estimate of the frictional strength in the dry condition can be regarded as a lower bound. The increase in the total amount of slip with the same slip velocity will considerably raise the temperature in the fault zone. If the total amount of slip is doubled compared with the case for the above calculation (= 5 m), the estimated increase in  $T_0$  and  $T_{10}$  is almost doubled and the estimate of the coefficient of friction is reduced to almost half. Even in this case, however, the estimated coefficient of friction is still large ( $\mu > 0.3$  for  $H = 2$  km;  $0.2 < \mu < 0.4$  for  $H = 3$  km) compared with that of 0.1-0.2 (Lachenbruch and Sass, 1980) and 0.04-0.08 (Kano et al., 2006). Our estimates are obtained by assuming that the thermal anomaly found in "gouge-1" zone is attributed to the frictional heating during a single earthquake associated at  $\sim 32$  Ma (Yamada et al., 2009). Although a number of earthquakes should have occurred thereafter along the Atotsugawa Fault that remains active to date, an amount of heat generated by each of these quakes might be insufficient to reduce FT length in apatite because the partially annealed tracks are not observed for the "gouge-1" sample. The coefficient of friction for the earthquakes occurred after 32 Ma are, therefore, inferred as  $< 0.6$  for  $H = 2$  km, and  $< 0.4$  for  $H = 3$  km. In addition, the effect of accumulated residual heat generated by a number of earthquakes should be taken into account if the next heat generation may occur before the temperature in the fault zone is reduced to the ambient temperature due to the thermal diffusion in rocks. This effect should, however, be negligible considering the recurrence interval of general active faults in Japan, ranging from 1000 to 10000 years



(Research Group for Active Faults of Japan, 1991) that would be sufficiently long for the thermal diffusion.

Our modelled estimates of the coefficient of friction are approximately consistent with that obtained in laboratory friction experiments on rocks (Byerlee, 1978). As for the Atotsugawa fault, Mizoguchi et al. (2007) obtained the similar frictional strength of 0.5-0.6 by laboratory friction experiments using fault gouge samples taken from the Atotsugawa borehole core samples at a depth of 326 m, located near to the FT samples of Yamada et al. (2009). This coincidence of frictional strength between the nature and laboratory has rarely reported in the past. In previous studies, frictional strengths of natural faults are estimated much lower than those in the laboratory (Lachenbruch and Sass, 1980; Kano et al., 2006; d'Alessio et al., 2003). At the outcrop of the Atotsugawa fault in Yamada et al. (2009), however, the other five gouges were not heated enough by frictional slip to reset their ages. We suggest that the frictional strengths of the fault during earthquakes when the other gouges were activated were less than that for the "gouge-1". The variety of frictional strength of fault with every event might reflect the complicated earthquake generation processes.

## 5. Conclusions

The fission-track analysis on fault-related rocks collected from a outcrop of the Atotsugawa fault without visible pseudotachylyte layers revealed that the apatite FT age of the a gouge sample is exceptionally younger than those of the surrounding other rocks (fault gouge, fractured rocks and host rocks) in the vicinity, although the zircon FT age is well concordant with other samples. To explain the thermal anomaly identified at this gouge sample, we modelled the temporal change in the temperature in and out of the gouge after an associated earthquake generated the frictional heat. The calculation results indicate that the effective heating time is significantly longer than the slip duration, and that FTs in minerals in the distance to the frictional centre are not necessary annealed instantly due to the frictional slip event. The estimate of frictional strength for the "gouge-1" is larger than 0.6 for  $H = 2$  km, and between 0.4 and 0.7 for  $H = 3$  km, which is similar to that obtained in laboratory friction experiments using the gouge samples taken from the Atotsugawa Fault.

## 6. Acknowledgment

We are grateful to Drs. E. Fukuyama, H. Negishi and N. Hasebe for useful discussion and help in preparing the manuscript.

## 7. References

- Byerlee, J. D. (1978). *Friction of rocks*, Pure Appl. Geophys., Vol. 116, pp. 615-626
- Camacho, A., McDougall, I., Armstrong, R., Braun, J. (2001). *Evidence for shear heating, Musgrave block, central Australia*, J. Struct. Geol. Vol. 23, pp. 1007-1013
- d'Alessio, M. A., Blythe, A. E., Bürgmann, R. (2003). *No frictional heat along the San Gabriel fault, California: Evidence from fission-track thermochronology*, Geology Vol. 31, pp. 541-544
- Doke, R., Takeuchi, A. (2009). *The latest event at the eastern part of the Atotsugawa fault, inferred from the outcrops at Sako, Hida City, central Japan (in Japanese with English abstract)*, The Quaternary Res., Vol. 48, pp. 11-17

- Geographical Survey Institute, Japan (1997). *Crustal deformation in the Chubu and the Hokuriku regions, Japan*, Rep. Coord. Comm. Earthquake Predict. Vol. 57, pp. 520-524
- Heaton, T. H. (1990). *Evidence for and Implications of self-healing pulses of slip in earthquake rupture*, Phys. Earth Planet. Inter. Vol. 64, pp. 1-20
- Kano, Y., Mori, J., Fujio, R., Ito, H., Yanagidani, T., Nakao, S., Ma, K. -F. (2006). *Heat signature on the Chelungpu fault associated with the 1999 Chi-Chi, Taiwan earthquake*, Geophys. Res. Lett. Vol. 33, doi:10.1029/2006GL026733
- Lachenbruch, A. H., Sass J. H. (1980), *Heat flow and energetics of the San Andreas fault zone*, J. Geophys. Res. Vol. 85, pp. 6185-6222
- Laslett, G. M., Galbraith, R. (1996). *Statistical modelling of thermal annealing of fission tracks in apatite*, Geochim. Cosmochim. Acta Vol. 60, pp. 5117-5131
- Matsuda, T. (1975). *Magnitude and recurrence interval of earthquakes from a fault (in Japanese with English abstract)*, Zishin, J. Seis. Soc. Japan, Vol. 28, pp. 269-283
- Matsuda, T., Goto, A., Kano, T. (1998). *Fission-track thermochronology of Jurassic granitic rocks located in central part of Hida belt (in Japanese)*, Abstract of 105th Annual Meeting of Geol. Soc. Jpn., Nagano, Japan
- Matsu'ura, R., Nakamura, M., Karakama, I. (2006). *Reexamination of hypocenters and magnitudes for historical earthquakes Part 8 (in Japanese with English abstract)*, Programme and Abstracts, The Seismol. Soc. Japan, 2006, Fall Meeting, B024
- Mizoguchi, K., Fukuyama, E., Kitamura, K., Takahashi, M., Masuda, K., Omura, K. (2007). *Depth dependent strength of the fault gouge at the Atotsugawa fault, central Japan: A possible mechanism for its creeping motion*, Phys. Earth Planet. Inter. Vol. 161, pp. 115-125
- Murakami, M., Yamada, R., Tagami, T. (2002). *Detection of frictional heating of fault motion by zircon fission track thermochronology*, Geochim. Cosmochim. Acta Vol. 66, pp. A537
- Murakami, M., Tagami, T. (2004). *Dating pseudotachylyte of the Nojima fault using the zircon fission-track method*, Geophys. Res. Lett. Vol. 31, doi:10.1029/2004GL020211
- Ongirad, H., Yasue, K., Takeuchi, A., Nasu, T., Takami, A. (2001). *A newly found fault outcrop at the central part of the Atotsugawa fault, central Japan (in Japanese with English abstract)*, Active Fault Res. Vol. 20, pp. 46-51.
- Research Group for Active Faults of Japan (1991). *Active faults in Japan: Sheet maps and inventories (in Japanese with English abstract)*, (revised ed.) 437 pp., Univ. Tokyo, Tokyo, ISBN 4130607006, Tokyo, Japan
- Scholz, C.H., Beavan, J., Hanks, T. C. (1979). *Frictional metamorphism, argon depletion, and tectonic stress on the Alpine fault, New Zealand*, J. Geophys. Res. Vol. 84, pp. 6770-6782.
- Schön, J. H. (1996). *Physical properties of rocks, 18: fundamentals and principles of petrophysics*, In: *Handbook of Geophysical Exploration*, Pergamon, ISBN 0-08-044346-X, New York, USA
- Sibson, R. H. (1975). *Generation of pseudotachylyte by ancient seismic faulting*, Geophys. J. R. Astron. Soc. Vol. 43, pp. 775-794
- Tanaka, A., Yano, Y., Sasada, M., Okubo, Y., Umeda, K., Nakatsuka, N., Akita, F. (1999). *Compilation of thermal gradient data in Japan on the basis of temperatures in boreholes (in Japanese with English abstract)*, Bull. Geol. Surv. Jpn. Vol. 50, pp. 457-487
- Usami, T. (1987). *Materials for Comprehensive List of Destructive Earthquakes in Japan (New Edition) (in Japanese)*, 434 pp., Univ. Tokyo, ISBN 413060712X, Tokyo, Japan

- Wagner, G.A., Van den haute, P. (1992). *Fission Track-Dating*, Kluwer Academic Publishers, 285 pp. ISBN-10: 079231624X, Dordrecht, Netherlands
- Yamada, R., Matsuda, T., & Omura, K. (2007a), *Apatite and zircon fission-track dating from the Hirabayashi-NIED borehole, Nojima Fault, Japan: evidence for anomalous heating in fracture zones*, *Tectonophysics*, Vol. 443, pp. 153-160
- Yamada, R., Murakami, M., Tagami, T. (2007b). *Statistical modelling of annealing kinetics of fission tracks in zircon; Reassessment of laboratory experiments*, *Chemical Geology*, Vol. 236, pp. 75-91
- Yamada, R., Ongirad, H., Matsuda, T., Omura, K., Takeuchi, A., Iwano, H. (2009). Fission-track analysis of the Atotsugawa Fault (Hida Metamorphic Belt, central Japan): fault-related thermal anomaly and activation history, In: *Thermochronological Methods: From Paleotemperature Constraints to Landscape Evolution Models*, Lisker, F., Ventura, B., Glasmacher, U. A. (Eds.), 331-337, The Geol. Soc., London, Special Publications, 324, ISBN 978-1-86239-285-4, London, UK

IntechOpen



## **Developments in Heat Transfer**

Edited by Dr. Marco Aurelio Dos Santos Bernardes

ISBN 978-953-307-569-3

Hard cover, 688 pages

**Publisher** InTech

**Published online** 15, September, 2011

**Published in print edition** September, 2011

This book comprises heat transfer fundamental concepts and modes (specifically conduction, convection and radiation), bioheat, entransy theory development, micro heat transfer, high temperature applications, turbulent shear flows, mass transfer, heat pipes, design optimization, medical therapies, fiber-optics, heat transfer in surfactant solutions, landmine detection, heat exchangers, radiant floor, packed bed thermal storage systems, inverse space marching method, heat transfer in short slot ducts, freezing and drying mechanisms, variable property effects in heat transfer, heat transfer in electronics and process industries, fission-track thermochronology, combustion, heat transfer in liquid metal flows, human comfort in underground mining, heat transfer on electrical discharge machining and mixing convection. The experimental and theoretical investigations, assessment and enhancement techniques illustrated here aspire to be useful for many researchers, scientists, engineers and graduate students.

### **How to reference**

In order to correctly reference this scholarly work, feel free to copy and paste the following:

Ryuji Yamada and Kazuo Mizoguchi (2011). Thermal Anomaly and Strength of Atotsugawa Fault, Central Japan, Inferred from Fission-Track Thermochronology, *Developments in Heat Transfer*, Dr. Marco Aurelio Dos Santos Bernardes (Ed.), ISBN: 978-953-307-569-3, InTech, Available from:  
<http://www.intechopen.com/books/developments-in-heat-transfer/thermal-anomaly-and-strength-of-atotsugawa-fault-central-japan-inferred-from-fission-track-thermochr>

**INTeCH**  
open science | open minds

### **InTech Europe**

University Campus STeP Ri  
Slavka Krautzeka 83/A  
51000 Rijeka, Croatia  
Phone: +385 (51) 770 447  
Fax: +385 (51) 686 166  
[www.intechopen.com](http://www.intechopen.com)

### **InTech China**

Unit 405, Office Block, Hotel Equatorial Shanghai  
No.65, Yan An Road (West), Shanghai, 200040, China  
中国上海市延安西路65号上海国际贵都大饭店办公楼405单元  
Phone: +86-21-62489820  
Fax: +86-21-62489821

© 2011 The Author(s). Licensee IntechOpen. This chapter is distributed under the terms of the [Creative Commons Attribution-NonCommercial-ShareAlike-3.0 License](https://creativecommons.org/licenses/by-nc-sa/3.0/), which permits use, distribution and reproduction for non-commercial purposes, provided the original is properly cited and derivative works building on this content are distributed under the same license.

IntechOpen

IntechOpen