

We are IntechOpen, the world's leading publisher of Open Access books Built by scientists, for scientists

6,900

Open access books available

186,000

International authors and editors

200M

Downloads

Our authors are among the

154

Countries delivered to

TOP 1%

most cited scientists

12.2%

Contributors from top 500 universities



WEB OF SCIENCE™

Selection of our books indexed in the Book Citation Index
in Web of Science™ Core Collection (BKCI)

Interested in publishing with us?
Contact book.department@intechopen.com

Numbers displayed above are based on latest data collected.
For more information visit www.intechopen.com



Shift Invariant Discrete Wavelet Transforms

Hannu Olkkonen and Juuso T. Olkkonen

*Department of Applied Physics, University of Eastern Finland, Kuopio,
VTT Technical Research Centre of Finland, VTT,
Finland*

1. Introduction

The discrete wavelet transform (DWT) has an established position in processing of signals and images in research and industry. The first DWT structures were based on the compactly supported conjugate quadrature filters (CQFs) (Smith & Barnwell, 1986; Daubechies, 1988). However, a drawback in CQFs is related to the nonlinear phase effects such as image blurring and spatial dislocations in multi-scale analyses. On the contrary, in biorthogonal discrete wavelet transform (BDWT) the scaling and wavelet filters are symmetric and linear phase. The biorthogonal filters (BFs) are usually constructed by a ladder-type network called lifting scheme (Sweldens, 1988). The procedure consists of sequential down and uplifting steps and the reconstruction of the signal is made by running the lifting network in reverse order. Efficient lifting BF structures have been developed for VLSI and microprocessor environment (Olkkonen et al. 2005; Olkkonen & Olkkonen, 2008). The analysis and synthesis filters can be implemented by integer arithmetics using only register shifts and summations. Many BDWT-based data and image processing tools have outperformed the conventional discrete cosine transform (DCT) -based approaches. For example, in JPEG2000 Standard (ITU-T, 2000), the DCT has been replaced by the lifting BFs. One of the main difficulties in DWT analysis is the dependence of the total energy of the wavelet coefficients in different scales on the fractional shifts of the analysed signal. If we have a discrete signal $x[n]$ and the corresponding time shifted signal $x[n - \tau]$, where $\tau \in [0, 1]$, there may exist a significant difference in the energy of the wavelet coefficients as a function of the time shift. Kingsbury (2001) proposed a nearly shift invariant method, where the real and imaginary parts of the complex wavelet coefficients are approximately a Hilbert transform pair. The energy (absolute value) of the wavelet coefficients equals the envelope, which provides smoothness and approximate shift-invariance. Selesnick (2002) observed that using two parallel CQF banks, which are constructed so that the impulse responses of the scaling filters have half-sample delayed versions of each other: $h_0[n]$ and $h_0[n - 0.5]$, the corresponding wavelets are a Hilbert transform pair. In z-transform domain we should be able to construct the scaling filters $H_0(z)$ and $z^{-0.5}H_0(z)$. For design of the scaling filters Selesnick (2002) proposed a spectral factorization method based on the half delay all-pass Thiran filters. As a disadvantage the scaling filters do not have coefficient symmetry and the nonlinearity interferes with the spatial timing in different scales and prevents accurate statistical correlations. Gopinath (2003) generalized the idea for N parallel

filter banks, which are phase shifted versions of each other. Gopinath showed that increasing N the shift invariance of the wavelet transform improves. However, the greatest advantage comes from the change $N = 1$ to 2 .

In this book chapter we review the methods for constructing the shift invariant CQF and BF wavelet sequences. We describe a dual-tree wavelet transform, where two parallel CQF wavelet sequences form a Hilbert pair, which warrants the shift invariance. Next we review the construction of the BF wavelets and show the close relationship between the CQF and BF wavelets. Then we introduce a novel Hilbert transform filter for constructing shift invariant dual-tree BF banks.

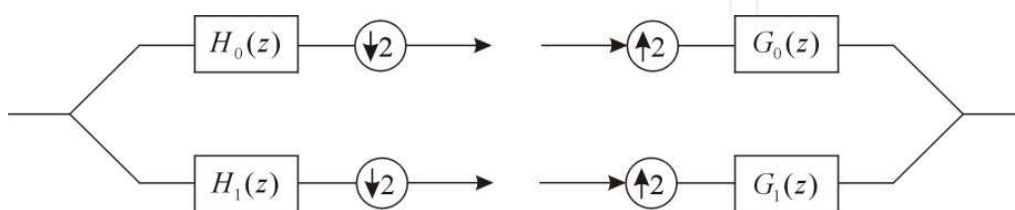


Fig. 1. The analysis and synthesis parts of the real-valued CQF DWT bank.

2. Design of the shift invariant CQF

The CQF DWT bank consists of the $H_0(z)$ and $H_1(z)$ analysis filters and $G_0(z)$ and $G_1(z)$ synthesis filters for N odd (Fig. 1)

$$\begin{aligned} H_0(z) &= (1 + z^{-1})^K P(z) \\ H_1(z) &= z^{-N} H_0(-z^{-1}) \\ G_0(z) &= H_1(-z) \\ G_1(z) &= -H_0(-z) \end{aligned} \quad (1)$$

where $P(z)$ is a polynomial in z^{-1} . The scaling filter $H_0(z)$ has the K th order zero at $\omega = \pi$. The wavelet filter $H_1(z)$ has the K th order zero at $\omega = 0$, correspondingly. The filters are related via the perfect reconstruction (PR) condition

$$\begin{aligned} H_0(z)G_0(z) + H_1(z)G_1(z) &= 2z^{-N} \\ H_0(-z)G_0(z) + H_1(-z)G_1(z) &= 0 \end{aligned} \quad (2)$$

The tree structured implementation of the real-valued CQF filter bank is described in Fig. 2. Let us denote the frequency response of the z -transform filter as

$$H(z) = \sum_n h_n z^{-n} \Rightarrow H(\omega) = \sum_n h_n e^{-j\omega n} \quad (3)$$

Correspondingly, we have the relations

$$\begin{aligned} H(-z) &\Rightarrow H(\omega - \pi) \\ H(-z^{-1}) &\Rightarrow H^*(\omega - \pi) \end{aligned} \quad (4)$$

where * denotes complex conjugation. In M-stage CQF tree the frequency response of the wavelet sequence is

$$W_M(\omega) = H_1(\omega/2) \prod_{k=2}^M H_0(\omega/2^k) \quad (5)$$

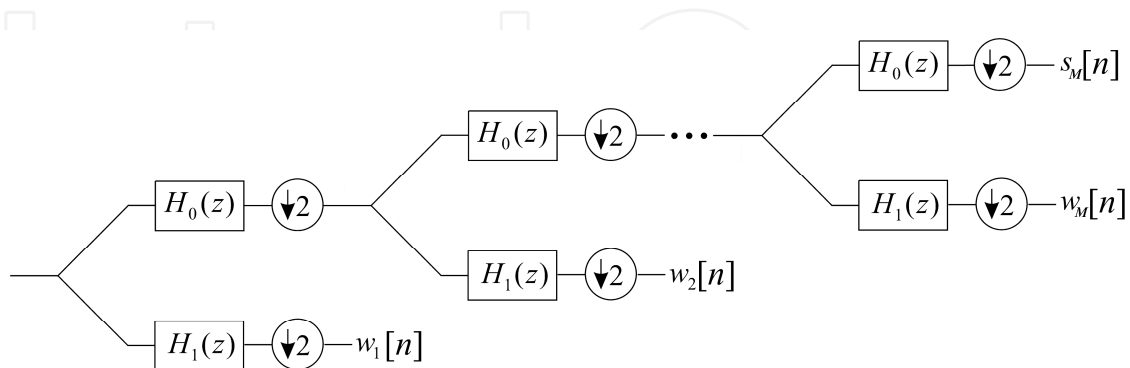


Fig. 2. The tree structured implementation of the real-valued CQF DWT, which yields the wavelet sequences $w_1[n], w_2[n] \dots w_M[n]$ and one scaling sequence $s_M[n]$.

Next we construct a phase shifted parallel CQF filter bank consisting of the scaling filter $\bar{H}_0(z)$ and the wavelet filter $\bar{H}_1(z)$. Let us suppose that the scaling filters in parallel CQF trees are related as

$$\bar{H}_0(\omega) = e^{-j\phi(\omega)} H_0(\omega) \quad (6)$$

where $\phi(\omega)$ is a 2π periodic phase function. Then the corresponding CQF wavelet filters are related as

$$H_1(\omega) = e^{-j\omega N} H_0^*(\omega - \pi) \quad (7)$$

and

$$\bar{H}_1(\omega) = e^{-j\omega N} \bar{H}_0^*(\omega - \pi) = e^{-j\omega N} e^{j\phi(\omega - \pi)} H_0^*(\omega - \pi) = e^{j\phi(\omega - \pi)} H_1(\omega) \quad (8)$$

We may easily verify that the phase shifted CQF bank (6,8) obeys the PR condition (2). Correspondingly, the frequency response of the M-stage CQF wavelet sequence is

$$\begin{aligned} \bar{W}_M(\omega) &= \bar{H}_1(\omega/2) \prod_{k=2}^M \bar{H}_0(\omega/2^k) = e^{j\phi(\omega/2 - \pi)} H_1(\omega/2) \prod_{k=2}^M e^{-j\phi(\omega/2^k)} H_0(\omega/2^k) \\ &= e^{j\phi(\omega/2 - \pi)} e^{-j\sum_{k=2}^M \phi(\omega/2^k)} H_1(\omega/2) \prod_{k=2}^M H_0(\omega/2^k) = e^{j\theta} W_M(\omega) \end{aligned} \quad (9)$$

where the phase function

$$\theta = \phi(\omega/2 - \pi) - \sum_{k=2}^M \phi(\omega/2^k) \quad (10)$$

If we select the phase function $\phi(\omega)$ in (6) as

$$\phi(\omega) = \omega / 2 \quad (11)$$

the scaling filters (6) are half-sample delayed versions of each other. By inserting (11) in (10) we have

$$\theta = \frac{\omega / 2 - \pi}{2} - \omega \sum_{k=2}^M \frac{1}{2^{k+1}} = -\frac{\pi}{2} + \frac{\omega}{2^{M+1}} \quad (12)$$

The wavelet sequences (5,9) yielded by the CQF bank (1) and the phase shifted CQF bank (6,8) can be interpreted as real and imaginary parts of the complex wavelet sequence

$$W_{MC}(\omega) = W_M(\omega) + j\bar{W}_M(\omega) \quad (13)$$

The requirement for the shift-invariance comes from

$$\bar{W}_M(\omega) = \mathcal{H}\{\psi_M(\omega)\} \quad (14)$$

where \mathcal{H} denotes the Hilbert transform. The frequency response of the Hilbert transform operator is defined as

$$\mathcal{H}(\omega) = -j \operatorname{sgn}(\omega) \quad (15)$$

where the sign function is defined as

$$\operatorname{sgn}(\omega) = \begin{cases} 1 & \text{for } \omega \geq 0 \\ -1 & \text{for } \omega < 0 \end{cases} \quad (16)$$

In this work we apply the Hilbert transform operator in the form

$$\mathcal{H}(\omega) = e^{-j\pi/2} \operatorname{sgn}(\omega) \quad (17)$$

Our result (12) reveals that if the scaling filters are the half-sample delayed versions of each other, the resulting wavelet sequences are not precisely Hilbert transform pairs. There occurs a phase error term $\omega / 2^{M+1}$, which depends both in frequency and the stage M of the wavelet sequence. In sequel we describe a novel procedure for elimination this error. We move the phase error in front of the phase shifted CQF tree using the equivalence described in Fig. 3. Then the error term reduces to $\omega / 2$. The elimination of the error term can be made by prefiltering the analyzed signal by the half-sample delay operator $D(z) = z^{-1/2}$, which has the frequency response $D(\omega) = e^{-j\omega/2}$. The total phase function is then for $-\pi \leq \omega \leq \pi$

$$\theta(\omega) = \angle D(\omega) - \pi / 2 + \omega / 2 = -\pi / 2 \quad (18)$$

which warrants that the M-stage CQF wavelet sequence and the phase error corrected sequence are a Hilbert transform pair.

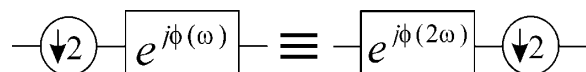


Fig. 3. The two equivalents for transferring the phase function in front of the phase shifted CQF tree.

3. Biorthogonal discrete wavelet transform

The first DWT structures were based on the compactly supported conjugate quadrature filters (CQFs) (Smith & Barnwell, 1986), which have unavioded nonlinear phase effects in multi-resolution analyses. On the contrary, in biorthogonal discrete wavelet transform (BDWT) the scaling and wavelet filters are symmetric and linear phase. The two-channel biorthogonal filter (BF) bank is of the general form

$$\begin{aligned} H_0(z) &= (1 + z^{-1})^L Q(z) \\ H_1(z) &= (1 - z^{-1})^M R(z) \\ G_0(z) &= H_1(-z) \\ G_1(z) &= -H_0(-z) \end{aligned} \quad (19)$$

where the scaling filter $H_0(z)$ has the L th order zero at $\omega = \pi$. The wavelet filter $H_1(z)$ has the M th order zero at $\omega = 0$, correspondingly. $Q(z)$ and $R(z)$ are polynomials in z^{-1} . The low-pass and high-pass reconstruction filters $G_0(z)$ and $G_1(z)$ are defined as in the CQF bank. For two-channel biorthogonal filter bank the PR relation is

$$\begin{aligned} H_0(z)G_0(z) + H_1(z)G_1(z) &= 2z^{-D} \\ H_0(-z)G_0(z) + H_1(-z)G_1(z) &= 0 \end{aligned} \quad (20)$$

4. Relationships between CQF and BF wavelet transforms

In the following treatment we use a short notation for the binomial term

$$B_K(z) = (1 + z^{-1})^K \quad (21)$$

which appears both in the CQF and BF banks. Using the binomial term the CQF bank can be written as

$$\begin{aligned} H_0(z) &= B_K(z)P(z) \\ H_1(z) &= z^{-N}(-z)^K B_K(-z)P(-z^{-1}) \\ G_0(z) &= z^{-N}z^K B_K(z)P(z^{-1}) \\ G_1(z) &= B_K(-z)P(-z) \end{aligned} \quad (22)$$

For the PR condition of the CQF bank () the following is valid for K odd

$$B_{2K}(z)P(z)P(z^{-1}) - B_{2K}(-z)P(-z)P(-z^{-1}) = 2z^{-N} \quad (23)$$

On the other hand, the PR condition of the BF bank gives

$$B_{L+M}(z)Q(z)R(-z) - B_{L+M}(-z)Q(-z)R(z) = 2z^{-D} \quad (24)$$

Both PR conditions are identical if we state $2K = L + M$. Then we have

$$P(z)P(z^{-1})z^{-N+D} = Q(z)R(-z) \quad (25)$$

The above relation (25) gives a novel way to design of the biorthogonal wavelet filter bank based on the CQF bank and vice versa. The polynomials $Q(z)$ and $R(-z)$ can be found by factoring $P(z)P(z^{-1})$, which is a symmetrical polynomial. The roots of the product filter $P(z)P(z^{-1})$ should be optimally divided so that both $Q(z)$ and $R(-z)$ are low-pass. Then $R(z)$ is high-pass. If the BF bank is known it is easy to factor $Q(z)R(-z)$ into $P(z)$ and $P(z^{-1})$ using some spectral factorization method. An important result is related to the modification of the BF bank (Olkkonen & Olkkonen, 2007a).

Lemma 1: If the scaling filter $H_0(z)$, the wavelet filter $H_1(z)$ and the reconstruction filters $G_0(z)$ and $G_1(z)$ in FB bank (19) have a perfect reconstruction property (20), the following modified FB bank obeys also the PR relation

$$\begin{aligned}\bar{H}_0(z) &= F(z)H_0(z) \\ \bar{H}_1(z) &= F^{-1}(-z)H_1(z) \\ \bar{G}_0(z) &= F^{-1}(z)G_0(z) \\ \bar{G}_1(z) &= F(-z)G_1(z)\end{aligned}\tag{26}$$

where $F(z)$ is any polynomial in z^{-1} . Proof is yielded by direct insertion (26) to PR condition (20).

5. Hilbert transform filter for construction of shift invariant BF bank

In BF bank the shift invariance is not an inbuilt property as in CQF bank. In the following we define the Hilbert transform filter $\mathcal{H}(z)$, which has the frequency response

$$\mathcal{H}(\omega) = e^{-j\pi/2} \text{sgn}(\omega)\tag{27}$$

where $\text{sgn}(\omega) = 1$ for $\omega \geq 0$ and $\text{sgn}(\omega) = -1$ for $\omega < 0$. We describe a novel method for constructing the Hilbert transform filter based on the half-sample delay filter $D(z) = z^{-0.5}$. The classical approach for design of the half-sample delay filter $D(z)$ is based on the Thiran all-pass interpolator

$$D(z) = z^{-0.5} = \prod_{k=1}^p \frac{c_k + z^{-1}}{1 + c_k z^{-1}} = \frac{z^{-N} A(z^{-1})}{A(z)} = \frac{c_N + c_{N-1}z^{-1} + \dots + z^{-N}}{1 + c_1 z^{-1} + \dots + c_N z^{-N}}\tag{28}$$

where the c_k coefficients are optimized so that the frequency response follows approximately

$$D(\omega) = e^{-j\omega/2}\tag{29}$$

In this work we define the half-sample delay filter more generally as

$$D(z) = \frac{A(z)}{B(z)}\tag{30}$$

The quadrature mirror filter $D(-z)$ has the frequency response

$$D(\omega - \pi) = e^{-j(\omega - \pi)/2}\tag{31}$$

The frequency response of the filter $D(z)D^{-1}(-z)$ is, correspondingly

$$\frac{D(\omega)}{D(\omega - \pi)} = e^{-j\omega/2} e^{j(\omega - \pi)/2} = e^{-j\pi/2} \quad (32)$$

Comparing (27) and using the IIR filter notation (30) we obtain the Hilbert transform filter as

$$\mathcal{H}(z) = \frac{A(z)B(-z)}{A(-z)B(z)} \quad (33)$$

The Hilbert transform filter is inserted in the BF bank using the result of Lemma 1 (26). The modified prototype BF filter bank is

$$\begin{aligned} \bar{H}_0(z) &= \mathcal{H}(z)H_0(z) \\ \bar{H}_1(z) &= \mathcal{H}^{-1}(-z)H_1(z) \\ \bar{G}_0(z) &= \mathcal{H}^{-1}(z)G_0(z) \\ \bar{G}_1(z) &= \mathcal{H}(-z)G_1(z) \end{aligned} \quad (34)$$

The BF bank (34) can be highly simplified by noting the following equivalents concerning on (33)

$$\begin{aligned} \mathcal{H}^{-1}(-z) &= \mathcal{H}(z) \\ \mathcal{H}^{-1}(z) &= \mathcal{H}(-z) \end{aligned} \quad (35)$$

By inserting (35) in (34) we obtain a highly simplified FB bank

$$\begin{aligned} \bar{H}_0(z) &= \mathcal{H}(z)H_0(z) \\ \bar{H}_1(z) &= \mathcal{H}(z)H_1(z) \\ \bar{G}_0(z) &= \mathcal{H}(-z)G_0(z) \\ \bar{G}_1(z) &= \mathcal{H}(-z)G_1(z) \end{aligned} \quad (36)$$

The modified BF bank (36) can be realized by the Hilbert transform filter $\mathcal{H}(z)$, which works as a prefilter for the analysed signal. The Hilbert transform filter $\mathcal{H}(-z)$ works as a postfilter in the reconstruction stage, respectively. The wavelet sequences yielded by the two parallel BF trees can be considered to form a complex wavelet sequence by defining the Hilbert transform operator

$$\mathcal{H}_a(z) = 1 + j \mathcal{H}(z) \quad (37)$$

By filtering the real-valued signal $x[n]$ by the Hilbert transform operator results in an analytic signal

$$x_a[n] = x[n] + j \mathcal{H}\{x[n]\} \quad (38)$$

whose magnitude response is zero at negative side of the frequency spectrum

$$X_a(\omega) = \begin{cases} 2 X(\omega) & 0 \leq \omega < \pi \\ 0 & -\pi \leq \omega < 0 \end{cases} \quad (39)$$

The wavelet sequence is obtained by decimation of the high-pass filtered analytic signal

$$W(\omega) = [X_a(\omega)H_1(\omega)]_{\downarrow 2} = W_a(\omega)_{\downarrow 2} = \frac{1}{2}X_a(\omega/2)H_1(\omega/2) \tag{40}$$

The result (40) means that the decimation does not produce aliasing but the frequency spectrum is dilated by two. The frequency spectrum of the undecimated wavelet sequence $W_a(\omega)$ contains frequency components only in the range $0 \leq \omega < \pi$, but the frequency spectrum of the decimated analytic signal has the frequency band $0 \leq \omega < 2\pi$. Hence, the decimation does not produce overlapping and leakage (aliasing) to the negative frequency range. A key feature of the dual-tree wavelet transform is the shift invariance of the decimated analytic wavelet coefficients. The Fourier transform of the decimated wavelet sequence of the fractionally delayed signal $x[n - \tau]$ is $\frac{1}{2}e^{-j\omega\tau/2}W_a(\omega/2)$ and the corresponding wavelet sequence is $w[n - \tau/2]$. The energy (absolute value) of the decimated wavelet coefficients is $\frac{1}{2}|W(\omega/2)|$, which does not depend on the fractional delay τ . If the wavelet filter has linear phase the wavelet coefficients are shift invariant in respect to their energy content. An integer-valued half-delay filter $D(z) = A(z)/B(z)$ is obtained by the B-spline transform (see details Olkkonen & Olkkonen, 2007b). Table I gives the polynomial coefficients for the B-spline orders $K=4, 5$ and 6 . The frequency response of the Hilbert transform filter constructed by the fourth order B-spline (Fig. 4) shows a maximally flat magnitude spectrum. The phase spectrum corresponds to an ideal Hilbert transformer (15).

K	$A(z)$	$B(z)$
4	$\frac{1 + 6z^{-1} + z^{-2}}{8}$	$\frac{1 + 4z^{-1} + z^{-2}}{6}$
5	$\frac{1 + 76z^{-1} + 230z^{-2} + 76z^{-3} + z^{-4}}{384}$	$\frac{1 + 11z^{-1} + 11z^{-2} + z^{-3}}{24}$
6	$\frac{1 + 237z^{-1} + 1682z^{-2} + 237z^{-3} + z^{-4}}{3840}$	$\frac{1 + 26z^{-1} + 66z^{-2} + 26z^{-3} + z^{-4}}{120}$

Table I. The half-delay filter polynomials for the B-spline transform order $K=4, 5$ and 6 .

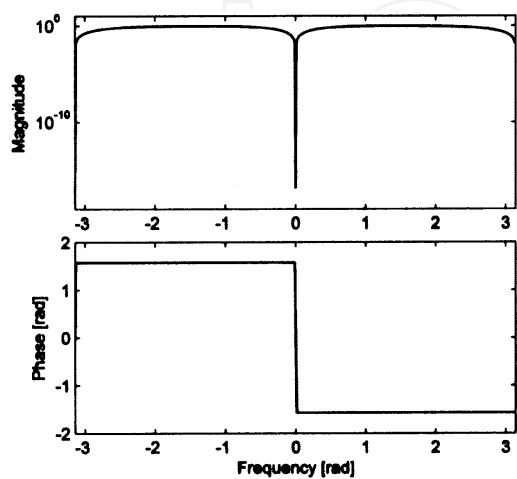


Fig. 4. Magnitude and phase spectra of the Hilbert transform filter yielded by the fourth order B-spline transform.

6. Conclusion

It is well documented that the real-valued DWTs are not shift invariant, but small fractional time-shifts may introduce significant differences in the energy of the wavelet coefficients. Kingsbury (2001) showed that the shift invariance is improved by using two parallel filter banks, which are designed so that the wavelet sequences constitute real and imaginary parts of the complex analytic wavelet transform. The dual-tree discrete wavelet transform has been shown to outperform the real-valued DWT in a variety of applications such as denoising, texture analysis, speech recognition, processing of seismic signals and neuroelectric signal analysis (Olkkonen et al. 2006; Olkkonen et al. 2007b).

Selesnick (2002) made an observation that a half-sample time-shift between the scaling filters in parallel CQF banks is enough to produce the shift invariant wavelet transform. In this work we reanalysed the condition and observed a phase-error term $\omega / 2^{M+1}$ (12) compared with the ideal phase response $\theta(\omega) = -\pi / 2$. The phase error attains its highest value at high frequency range and small stage M of the wavelet sequence. Fortunately, we showed in this book chapter that the phase error term can be cancelled by adding a half-delay prefilter in front of the CQF chain. For this purpose the half-delay filter $D(z) = A(z) / B(z)$ (30, Table I) constructed by the B-spline transform (Olkkonen & Olkkonen, 2007a) is well suited. In addition, there exists many other design methods for half-delay filters (see e.g. Laakso et al. 1996; Johansson & Lowenborg, 2002; Pei & Tseng, 2003; Pei & Wang, 2004; Tseng, 2006).

In multi-scale DWT analysis the complex wavelet sequences should be shift invariant. This requirement is satisfied in the Hilbert transform-based approach (Olkkonen et al. 2006, Olkkonen et al. 2007b), where the signal in every scale is Hilbert transformed yielding strictly analytic and shift invariant transform coefficients. The procedure needs FFT-based computation which may be an obstacle in many digital signal processor realizations. To avoid this we conducted the novel shift invariant dual-tree BF bank (36) based on the Hilbert transform filter (33). This highly simplified BF bank is yielded by *Lemma 1* and the equivalence (35) of the Hilbert transform filter (33). In many respects the BF bank (36) outperforms the previous nearly shift invariant DWT approaches.

7. References

- Daubechies, I. (1988). Orthonormal bases of compactly supported wavelets. *Commun. Pure Appl. Math.*, Vol. 41, 909-996.
- ITU-T (2000) Recommend. T.800-ISO DCD15444-1: *JPEG2000 Image Coding System*. International Organization for Standardization, ISO/IEC JTC1 SC29/WG1.
- Johansson, H. & Lowenborg, P. (2002). Reconstruction of nonuniformly sampled bandlimited signals by means of digital fractional delay filters, *IEEE Trans. Signal Process.*, Vol. 50, No. 11, pp. 2757-2767.
- Kingsbury, N.G. (2001). Complex wavelets for shift invariant analysis and filtering of signals. *J. Appl. Comput. Harmonic Analysis*. Vol. 10, 234-253.
- Laakso, T., Valimäki, V., Karjalainen, M. & Laine, U.K. (1996). Splitting the unit delay. Tools for fractional delay filter design, *IEEE Signal Processing Magazine*, pp. 30- 80.

- Olkkonen, H., Pesola, P. & Olkkonen, J.T. (2005). Efficient lifting wavelet transform for microprocessor and VLSI applications. *IEEE Signal Process. Lett.* Vol. 12, No. 2, 120-122.
- Olkkonen, H., Pesola, P., Olkkonen, J.T. & Zhou, H. (2006). Hilbert transform assisted complex wavelet transform for neuroelectric signal analysis. *J. Neuroscience Meth.* Vol. 151, 106-113.
- Olkkonen, H. & Olkkonen, J.T. (2007a). Half-delay B-spline filter for construction of shift-invariant wavelet transform. *IEEE Trans. Circuits and Systems II.* Vol. 54, No. 7, 611-615.
- Olkkonen, H., Olkkonen, J.T. & Pesola, P. (2007b). FFT-based computation of shift invariant analytic wavelet transform. *IEEE Signal Process. Lett.* Vol. 14, No. 3, 177-180.
- Olkkonen, H. & Olkkonen, J.T. (2008). Simplified biorthogonal discrete wavelet transform for VLSI architecture design. *Signal, Image and Video Process.* Vol. 2, 101-105.
- Pei, T. S.C. & Tseng, C.C. (2003). An efficient design of a variable fractional delay filter using a first-order differentiator, *IEEE Signal Processing Letters*, Vol. 10, No. 10, pp. 307-310.
- Pei, S.C. & Wang, P.H. (2004). Closed-form design of all-pass fractional delay, *IEEE Signal Processing Letters*, Vol. 11, No. 10, pp. 788-791.
- Selesnick, I.W. (2002). The design of approximate Hilbert transform pairs of wavelet bases. *IEEE Trans. Signal Process.* Vol. 50, No. 5, 1144-1152.
- Smith, M.J.T. & Barnwell, T.P. (1986). Exact reconstruction for tree-structured subband coders. *IEEE Trans. Acoust. Speech Signal Process.* Vol. 34, 434-441.
- Sweldens, W. (1988). The lifting scheme: A construction of second generation wavelets. *SIAM J. Math. Anal.* Vol. 29, 511-546.
- Tseng, C.C. (2006). Digital integrator design using Simpson rule and fractional delay filter, *IEEE Proc. Vision, Image and Signal Process.*, Vol. 153, No. 1, pp. 79-85.

IntechOpen



Discrete Wavelet Transforms - Algorithms and Applications

Edited by Prof. Hannu Olkkonen

ISBN 978-953-307-482-5

Hard cover, 296 pages

Publisher InTech

Published online 29, August, 2011

Published in print edition August, 2011

The discrete wavelet transform (DWT) algorithms have a firm position in processing of signals in several areas of research and industry. As DWT provides both octave-scale frequency and spatial timing of the analyzed signal, it is constantly used to solve and treat more and more advanced problems. The present book: Discrete Wavelet Transforms: Algorithms and Applications reviews the recent progress in discrete wavelet transform algorithms and applications. The book covers a wide range of methods (e.g. lifting, shift invariance, multi-scale analysis) for constructing DWTs. The book chapters are organized into four major parts. Part I describes the progress in hardware implementations of the DWT algorithms. Applications include multitone modulation for ADSL and equalization techniques, a scalable architecture for FPGA-implementation, lifting based algorithm for VLSI implementation, comparison between DWT and FFT based OFDM and modified SPIHT codec. Part II addresses image processing algorithms such as multiresolution approach for edge detection, low bit rate image compression, low complexity implementation of CQF wavelets and compression of multi-component images. Part III focuses watermarking DWT algorithms. Finally, Part IV describes shift invariant DWTs, DC lossless property, DWT based analysis and estimation of colored noise and an application of the wavelet Galerkin method. The chapters of the present book consist of both tutorial and highly advanced material. Therefore, the book is intended to be a reference text for graduate students and researchers to obtain state-of-the-art knowledge on specific applications.

How to reference

In order to correctly reference this scholarly work, feel free to copy and paste the following:

Hannu Olkkonen and Juuso T. Olkkonen (2011). Shift Invariant Discrete Wavelet Transforms, Discrete Wavelet Transforms - Algorithms and Applications, Prof. Hannu Olkkonen (Ed.), ISBN: 978-953-307-482-5, InTech, Available from: <http://www.intechopen.com/books/discrete-wavelet-transforms-algorithms-and-applications/shift-invariant-discrete-wavelet-transforms>

INTECH
open science | open minds

InTech Europe

University Campus STeP Ri
Slavka Krautzeka 83/A
51000 Rijeka, Croatia
Phone: +385 (51) 770 447

InTech China

Unit 405, Office Block, Hotel Equatorial Shanghai
No.65, Yan An Road (West), Shanghai, 200040, China
中国上海市延安西路65号上海国际贵都大饭店办公楼405单元
Phone: +86-21-62489820

www.intechopen.com

Fax: +385 (51) 686 166
www.intechopen.com

Fax: +86-21-62489821

IntechOpen

IntechOpen

© 2011 The Author(s). Licensee IntechOpen. This chapter is distributed under the terms of the [Creative Commons Attribution-NonCommercial-ShareAlike-3.0 License](https://creativecommons.org/licenses/by-nc-sa/3.0/), which permits use, distribution and reproduction for non-commercial purposes, provided the original is properly cited and derivative works building on this content are distributed under the same license.

IntechOpen

IntechOpen